


1N5817 thru 1N5819

Schottky Barrier Rectifiers Reverse Voltage 20 to 40V Forward Current 1.0A

Feature & Dimensions

- * Plastic package has Underwriters Laboratory Flammability Classification 94V-0
- * Low power loss, high efficiency
- * For use in low voltage high frequency inverters, free wheeling, and polarity protection applications
- * Guarding for over voltage protection
- * High temperature soldering guaranteed: 260°C/10 seconds at terminals



Mechanical Data

Case: JEDEC DO-41, molded plastic over glass DIE

Terminals: Plated axial leads, solderable per MIL-STD-750, Method 2026

Polarity: Color band denotes cathode end

Mounting Position: Any

Weight: 0.011 oz., 0.284 g

Handling precaution: None

We declare that the material of product compliance with ROHS requirements

1. Maximum & Thermal Characteristics Ratings at 25°C ambient temperature unless otherwise specified.

| Parameter Symbol | symbol | 1N5817 | 1N5818 | 1N5819 | Unit |
|--|-----------------|-------------|--------|--------|------|
| device marking code | | 1N5817 | 1N5818 | 1N5819 | |
| Maximum repetitive peak reverse voltage | V_{RRM} | 20 | 30 | 40 | V |
| Maximum RSM voltage | V_{RSM} | 14 | 21 | 28 | V |
| Maximum DC blocking voltage | V_{DC} | 20 | 30 | 40 | V |
| Maximum average forward rectified current 0.375" (9.5mm) lead length (See fig. 1) | $I_{F(AV)}$ | 1.0 | | | A |
| Peak forward surge current 8.3ms single half sine-wave superimposed on rated load (JEDEC Method) | I_{FSM} | 25 | | | A |
| Typical thermal resistance (Note 1) | $R_{\theta JA}$ | 50 | | | °C/W |
| Operating temperature range | T_J | -40 to +150 | | | °C |
| storage temperature range | T_{STG} | -40 to +175 | | | °C |

Electrical Characteristics Ratings at 25°C ambient temperature unless otherwise specified.

| Parameter Symbol | symbol | 1N5817 | 1N5818 | 1N5819 | Unit |
|---|--------|-----------|--------|--------|------|
| Maximum instantaneous forward voltage at 1.0A | V_F | 0.45 | 0.55 | | V |
| Maximum DC reverse current $T_A = 25^\circ\text{C}$ at rated DC blocking voltage $T_A = 100^\circ\text{C}$ | I_R | 1.0 10 | | | mA |
| Typical junction capacitance at 4.0V, 1MHz | C_J | 110 | | | PF |

NOTES:

1. Thermal resistance from junction to ambient at 0.375" (9.5mm) lead length, P.C.B. mounted

1N5817 thru 1N5819

2. Characteristic Curves (TA = 25°C unless otherwise noted)

Fig. 1 - Forward Current Derating Curve

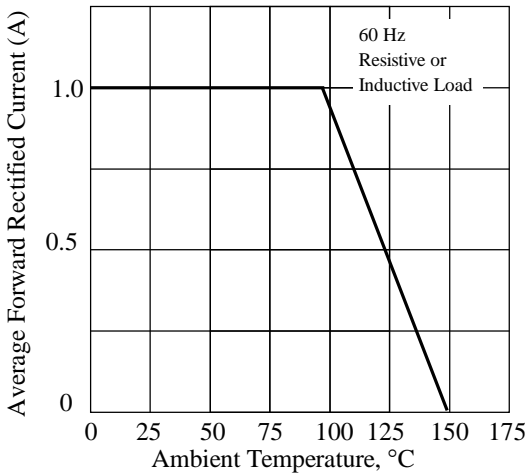


Fig. 2 - Maximum Non-repetitive Peak Forward Surge Current

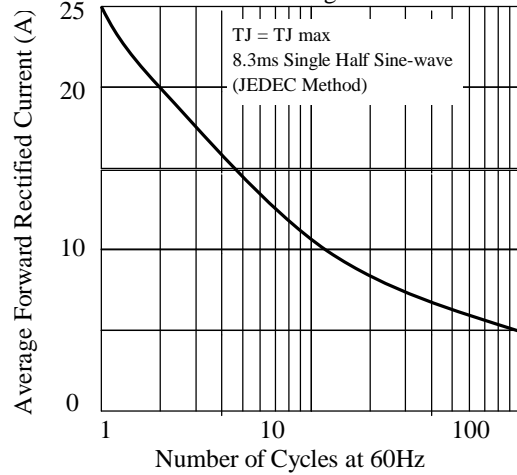


Fig. 3 - Typical Instantaneous Forward Characteristics

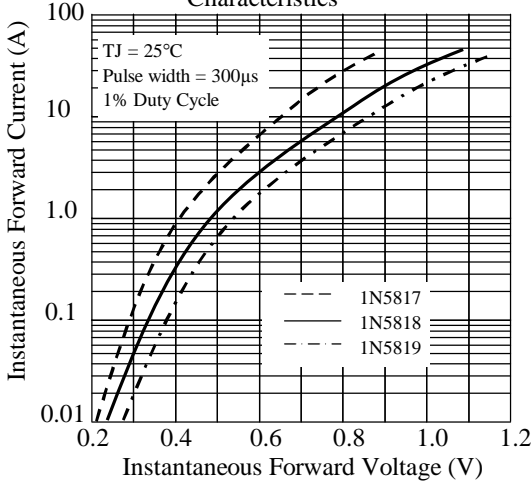


Fig. 4 - Typical Reverse Characteristics

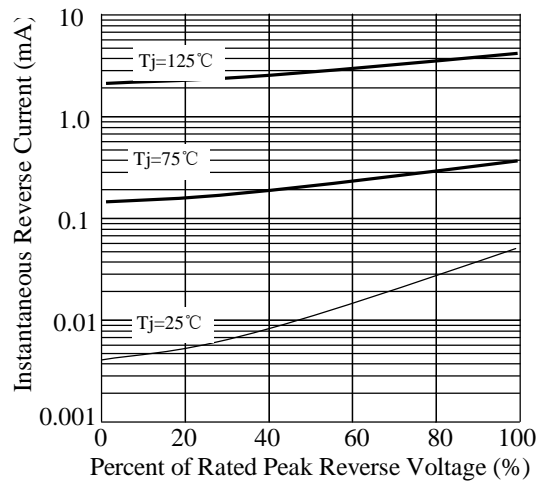


Fig. 5 - typical transient thermal impedance

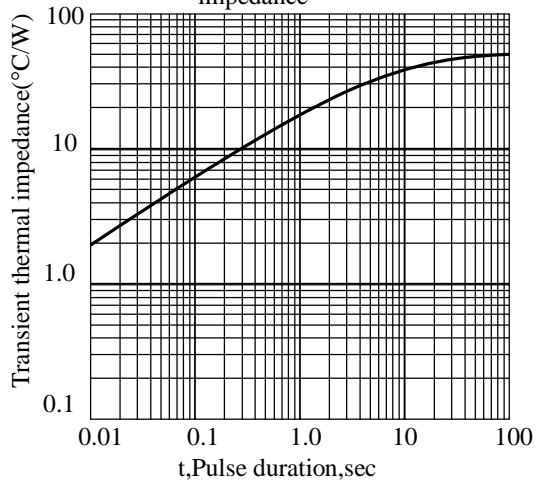
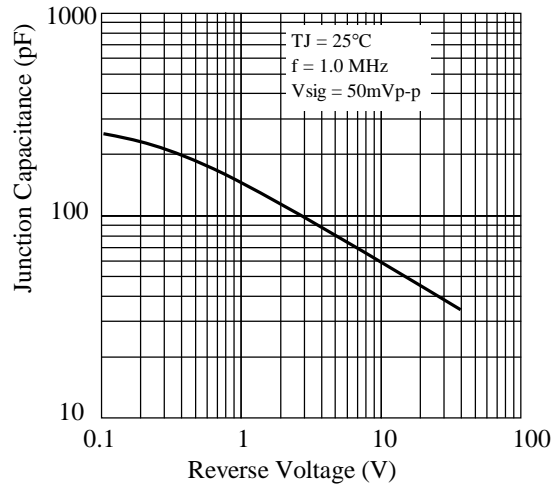
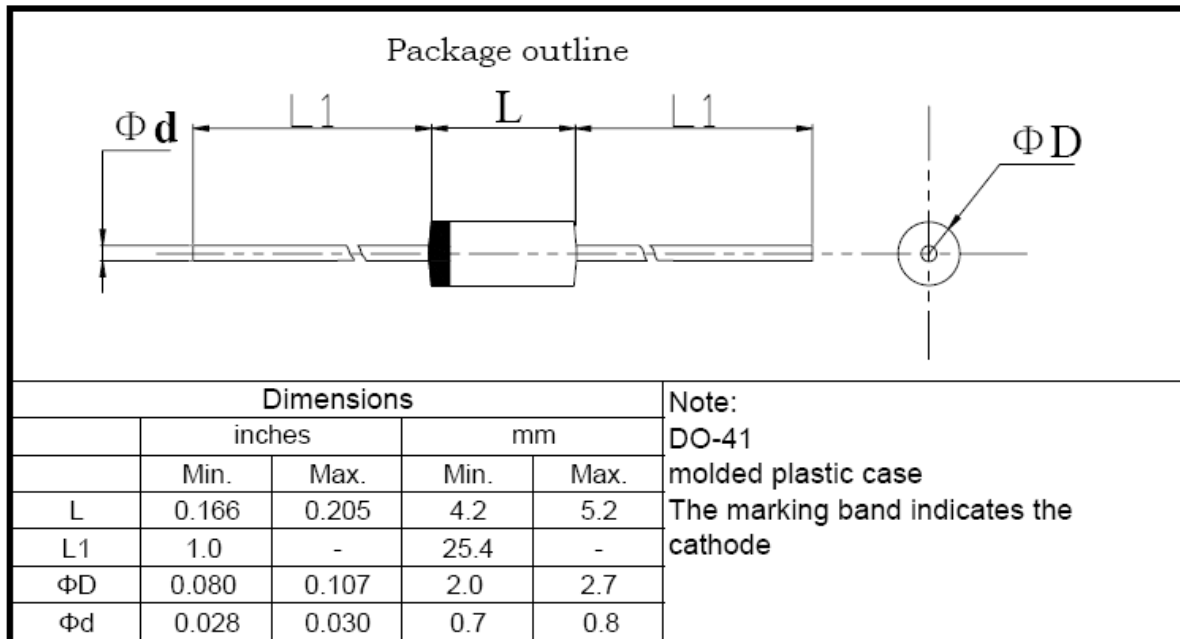


Fig. 6 - Typical Junction Capacitance



1N5817 thru 1N5819

3. dimension:



标题:

塑封生产线轴向产品包装规范

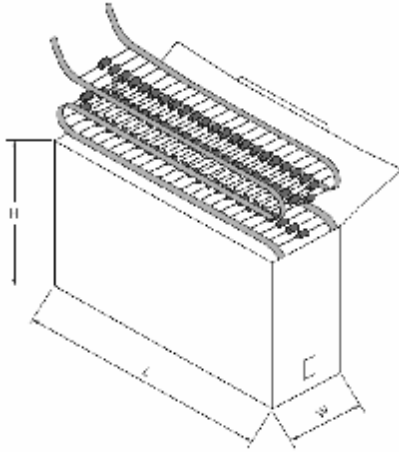
文件编号: WI-250

第 4 版 第 0 次修改

第 1 页

1 弹带盒装 ammo and box

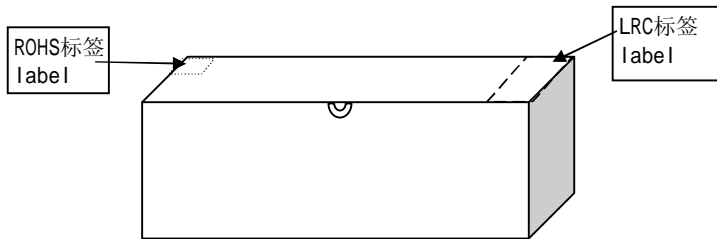
1.1. 弹带盒规格 ammo spec.



单位: mm

| | L | W | H |
|-----|-------|------|------|
| T52 | 262±2 | 76±2 | 90±2 |
| T42 | 262±2 | 64±2 | 90±2 |
| T26 | 250±3 | 45±3 | 95±3 |

1.2 弹带内盒要求 inner box spec.



| | |
|-----------------------------|---------------|
| 标题: 塑封生产线轴向产品包装规范 | 文件编号: WI-250 |
| | 第 4 版 第 0 次修改 |
| | 第 2 页 |

1.4 标签要求 label spec.

1.4.1 LRC标签 LRC label

成型 FORMING ***** ← 成型规格 forming spec.

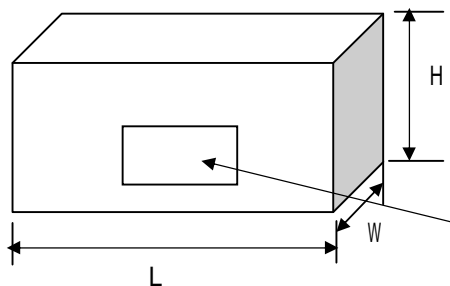
型号 TYPE ***** ← LRC产品型号 type

| | | |
|--------------------------------|-------|-----------------------------------|
| 重复峰压 (V) PRV (V) | **** | ← 产品重复峰压值 peak repetitive voltage |
| 额定电流 (A) I _o (A) | ** | ← 产品额定电流值 average output current |
| 数量 (只) QTY (pcs) | **** | ← 产品数量 quantity |
| 检验员 CHECKER | 02 | |
| 日期: DATE: | ***** | ← 产品生产日期 date |

1.4.2 环保标签 environmental protection label



2. 外箱规格 carton spec.



单位: mm

| | L | W | H |
|-----|-------|-------|-------|
| T52 | 430±2 | 280±2 | 225±2 |
| T42 | 410±2 | 285±2 | 300±2 |
| T26 | 435±3 | 280±3 | 295±3 |

外箱标签 carton label

3 按以上包装方式, 编带数量和外包装箱产品数量: typing and carton spec.

| | 塑封外型 | | | |
|----------------------------------|---------------------|-------|----------------------|----------|
| | A-405 & DO-41 & R-1 | R-3 | DO-15 | DO-201AD |
| 每根编带数量 quantity/ammo | 3K | 1.8K | 2K(T52) 1.8K(T26) | 0.8K |
| 外箱数量 (T52编带) quantity/cartoon | 30K | 18K | 20K | 8.0K |
| 外箱数量 (T26编带) quantity/cartoon | 60K | 36K | 36K | - |
| 外箱数量 (T42编带) quantity/cartoon | 54K | 32.4K | 36K | - |

标题:

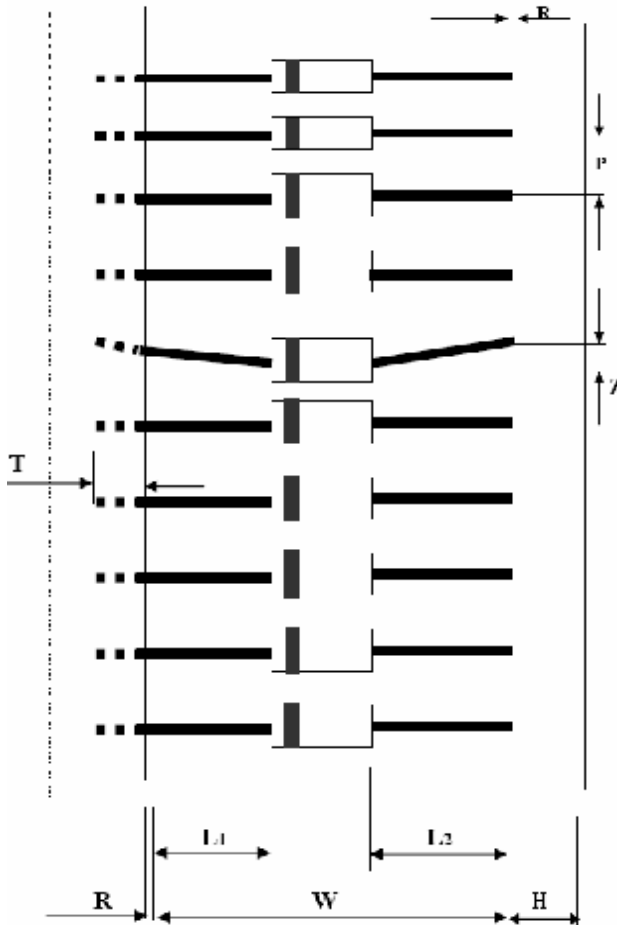
塑封生产线轴向产品包装规范

文件编号: WI-250

第 4 版 第 0 次修改

第 3 页

4 编带规格 brede spec



| 尺寸代号 | 编带尺寸 typing dimension | | | | | |
|-------|-----------------------|--------------|--------------|--------------|--------------|--------------|
| | 26/tape | 35/tape | 40/tape | 42/tape | 52/tape | 52/tape# |
| W | 26 0.0/+1.6 | 35 -1.0/+0.5 | 40 -1.0/+0.5 | 42 -1.0/+1.0 | 52 -1.0/+2.0 | 52 -1.0/+2.0 |
| P | 5±0.5 | 5±0.5 | 5±0.5 | 5±0.5 | 5±0.5 | 10±0.5 |
| L1-L2 | <1.0 | <1.0 | <1.0 | <1.0 | <1.0 | <1.0 |
| H | 6±1.0 | 6±1.0 | 6±1.0 | 6±1.0 | 6±1.0 | 6±1.0 |
| Z | <1.0 | <1.0 | <1.0 | <1.0 | <1.0 | <1.0 |
| R | <1.0 | <1.0 | <1.0 | <1.0 | <1.0 | <1.0 |
| T | >3.5 | >3.5 | >3.5 | >3.5 | >3.5 | >3.5 |

注: 52编带# 为DO-201AD编带规格 "52编带#" just for D0-201AD

1. 红白编带厚度为0.05mm; 两种胶带各自之间无明显色差; 编带要求均为胶带。
The typing thickness is 0.05mm and color is obvious difference
2. 两端引带20~40cm. Typing lead over 20~40cm
3. 红色编带一端为二极管“负极”; 白色编带一端为二极管“正极”。
red color is cathode ,white color is anode
4. 无卤 green epoxy compound (无卤产品才贴HF only)

Green

1N5817 thru 1N5819

4. Update Record

| 版次 | 更新记录 | 更新作者 | 更新日期 |
|----|---------------------------|------|------------|
| 1 | 第一版 | 余波 | 2010.5.26 |
| 2 | 调整结温为150度 | 周杰 | 2010.09.24 |
| 3 | 增加包装规范; 调整编带L1-L2为小于1.0mm | 周杰 | 2011.08.12 |

X-ON Electronics

Largest Supplier of Electrical and Electronic Components

Click to view similar products for [Schottky Diodes & Rectifiers](#) category:

Click to view products by [Leshan](#) manufacturer:

Other Similar products are found below :

[CUS06\(TE85L,Q,M\)](#) [MA4E2039](#) [D1FH3-5063](#) [MBR0530L-TP](#) [MBR10100CT-BP](#) [MBR30H100MFST1G](#) [MMBD301M3T5G](#) [PMAD1103-LF](#) [PMAD1108-LF](#) [RB160M-50TR](#) [RB520S-30](#) [RB551V-30](#) [DD350N18K](#) [DZ435N40K](#) [DZ600N16K](#) [BAS16E6433HTMA1](#) [BAS 3010S-02LRH E6327](#) [BAT 54-02LRH E6327](#) [IDL02G65C5XUMA1](#) [NSR05F40QNXT5G](#) [NSVR05F40NXT5G](#) [JANS1N6640](#) [SB07-03C-TB-H](#) [SB1003M3-TL-W](#) [SBAT54CWT1G](#) [SBM30-03-TR-E](#) [SBS818-TL-E](#) [SK32A-LTP](#) [SK33A-TP](#) [SK34A-TP](#) [SK34B-TP](#) [SMD1200PL-TP](#) [ACDBN160-HF](#) [SS3003CH-TL-E](#) [STPS30S45CW](#) [PDS3100Q-7](#) [GA01SHT18](#) [CRS10I30A\(TE85L,QM\)](#) [MBR1240MFST1G](#) [MBRB30H30CT-1G](#) [BAS28E6433HTMA1](#) [BAS 70-02L E6327](#) [HSB123JTR-E](#) [JANTX1N5712-1](#) [VS-STPS40L45CW-N3](#) [DD350N12K](#) [SB007-03C-TB-E](#) [SB10015M-TL-E](#) [SB1003M3-TL-E](#) [SK110-LTP](#)