

HFM101 thru HFM109

Surface Mount Glass Passivated High Efficiency Rectifiers

Reverse Voltage 50 to 1200V Forward Current 1.0A

FEATURES

- * Plastic package has Underwriters Laboratories Flammability Classification 94V-0
- * Ideally suited for use in very high frequency switching power supplies, inverters and as free wheeling diodes
- * Ultrafast recovery time for high efficiency
- * Excellent high temperature switching
- * Soft recovery characteristics
- * Cavity-free glass passivated junction
- * High temperature soldering guaranteed:
* 260°C/10 seconds, 0.375" (9.5mm) lead length, 5 lbs. (2.3kg) tension

Mechanical Data

Case: JEDEC DO-214AC, molded plastic over glass die

Terminals: Plated axial leads, solderable per MIL-STD-750, Method 2026

Polarity: Color band denotes cathode end

Mounting Position: Any

Weight: 0.0023 oz., 0.065 g

Handling precaution: None

1. Electrical Characteristic

Maximum & Thermal Characteristics Ratings at 25°C ambient temperature unless otherwise specified.

Parameter Symbol	symbol	HFM 101	HFM 102	HFM 103	HFM 104	HFM 105	HFM 106	HFM 107	HFM 108	HFM 109	Unit
marking		HF1	HF2	HF3	HF4	HF5	HF6	HF7	HF8	HF9	
Maximum repetitive peak reverse voltage	V_{RRM}	50	100	200	300	400	600	800	1000	1200	V
Maximum RSM voltage	V_{RSM}	35	70	140	210	280	420	560	700	840	V
Maximum DC blocking voltage	V_{DC}	50	100	200	300	400	600	800	1000	1200	V
Maximum average forward rectified current at $T_c = 75^\circ\text{C}$ (note2)	$I_{F(AV)}$	1.0									A
Peak forward surge current 8.3ms single half sine-wave, superimposed on rated load (JEDEC Method)	I_{FSM}	30									A
Maximum full load reverse current, full cycle average, 0.375"(9.5mm) lead lengths at $\bar{T}_j = 55^\circ\text{C}$	$I_{R(AV)}$	100									μA
Typical thermal resistance (Note 2)	$R_{\theta JA}$	150									$^\circ\text{C/W}$
Operating junction and storage temperature range	T_J, T_{STG}	-50 to +150									$^\circ\text{C}$



We declare that the material of product compliance with ROHS requirements

Electrical Characteristics Ratings at 25°C ambient temperature unless otherwise specified.

Parameter Symbol	symbol	HFM 101	HFM 102	HFM 103	HFM 104	HFM 105	HFM 106	HFM 107	HFM 108	HFM 109	Unit	
Maximum instantaneous forward voltage at 1.0A	V_F	1.00		1.30			1.85				V	
Maximum DC reverse current $T_A = 25^\circ\text{C}$ at rated DC blocking voltage $T_A = 100^\circ\text{C}$	I_R	5.0					50					μA
Typical reverse recovery time (Note 1)	t_{rr}	50					75					ns
Typical junction capacitance at 4.0V, 1MHz	C_J	17										PF

NOTES:

1. $I_F = 0.5\text{A}$, $I_R = 1.0\text{A}$, $IRR = 0.25\text{A}$

2. 8.0mm² (.013mm thick) land areas

HFM101 thru HFM109

2. Ratings and Characteristic Curves (TA = 25°C unless otherwise noted)

Fig. 1 - Forward Current Derating Curve

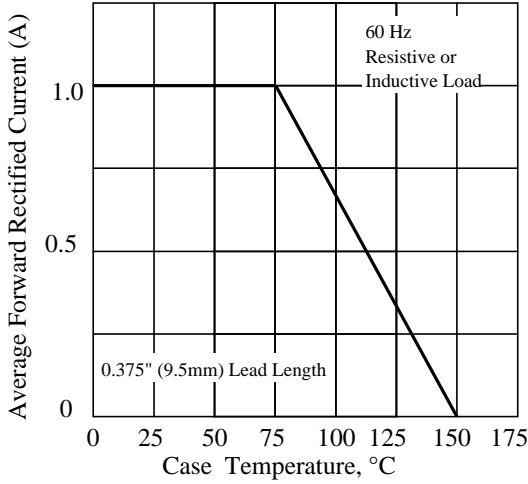


Fig. 2 - Maximum Non-repetitive Peak Forward Surge Current

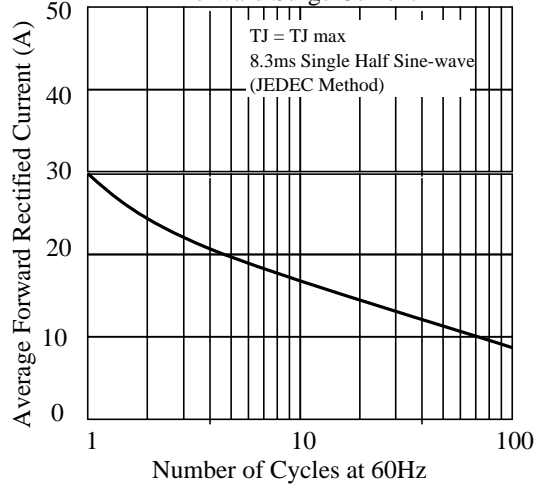


Fig 3. - Typical Instantaneous Forward Characteristics

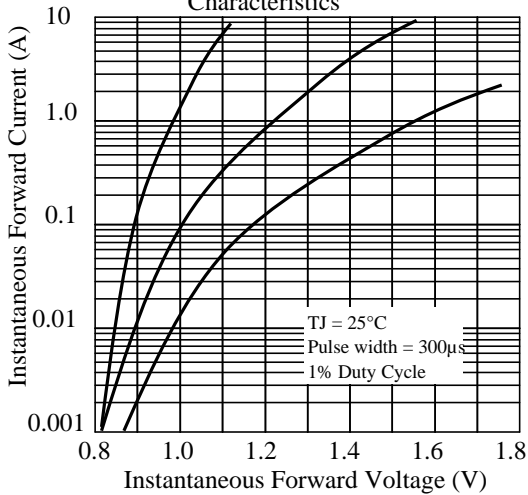


Fig 4. - Typical Reverse Characteristics

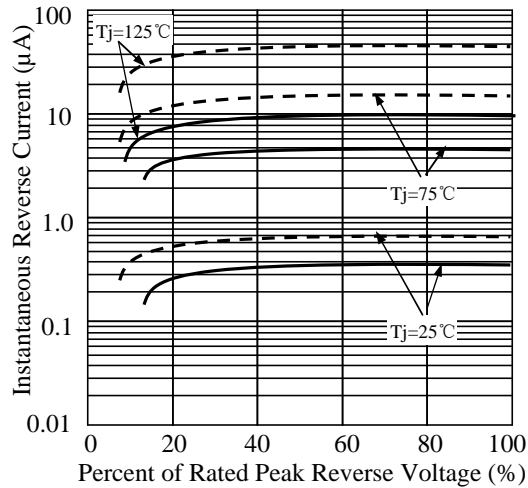


Fig 5. - typical transient thermal impedance

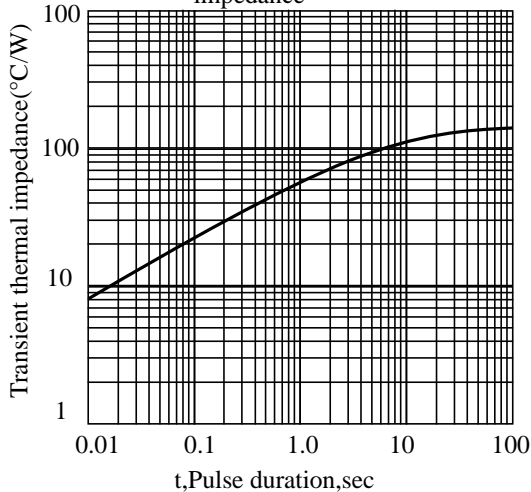
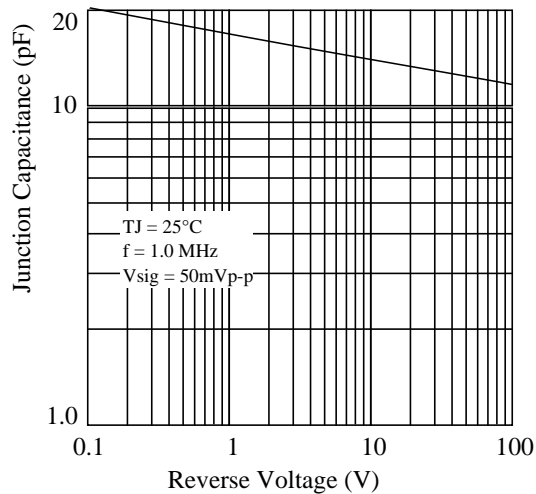
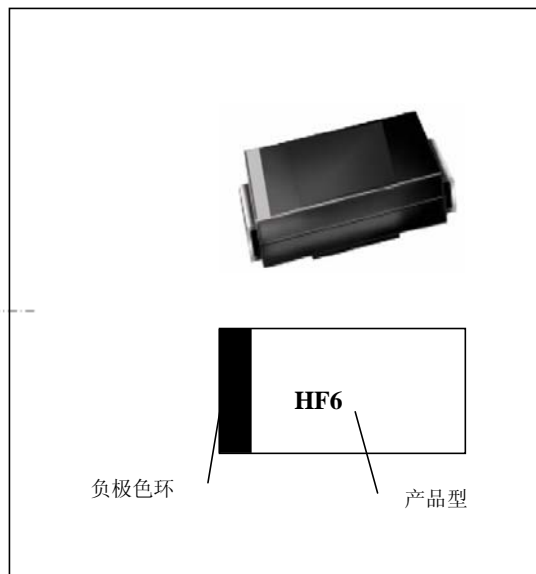
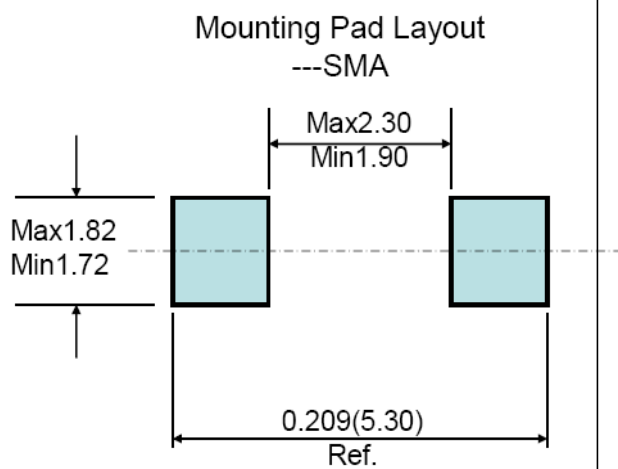
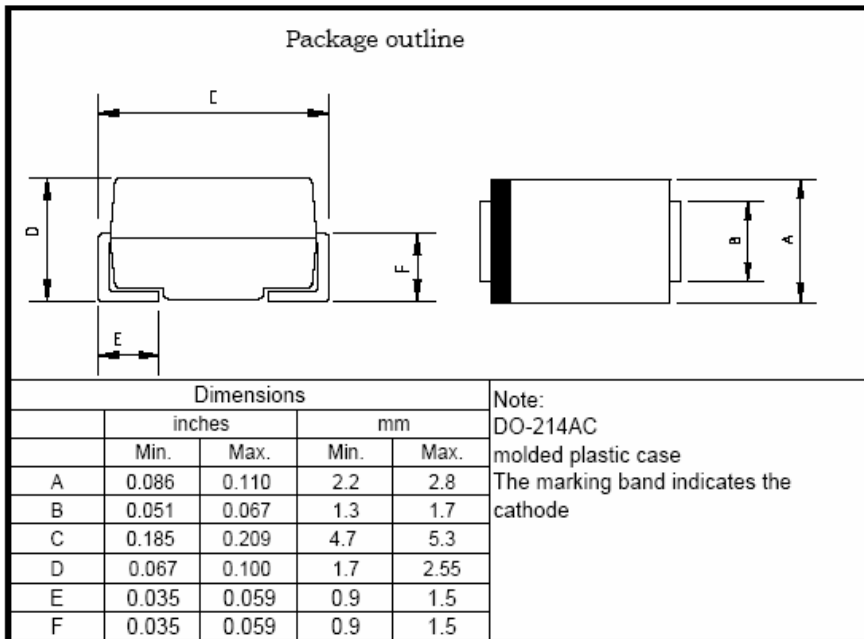


Fig 6. - Typical Junction Capacitance



HFM101 thru HFM109

3. dimension:



HFM106: HF---高效快速二极管; M---贴片产品; 1---IF=1A; 06---VB=600V;

**LRC**乐山无线电股份有限公司
Leshan Radio Company, Ltd

HFM101 thru HFM109

4. Update Record

版次	更新记录	更新作者	更新日期
1	第一版	周杰	2011-7-13
2	将HFM108H更改为HFM109	周杰	2013-4-23
3	增加印字说明	周杰	2013-7-15

X-ON Electronics

Largest Supplier of Electrical and Electronic Components

Click to view similar products for [Diodes - General Purpose, Power, Switching category](#):

Click to view products by [Leshan manufacturer](#):

Other Similar products are found below :

[MCL4151-TR3](#) [MMBD3004S-13-F](#) [RD0306T-H](#) [1N3611](#) [NTE156A](#) [NTE574](#) [NTE6244](#) [1SS193,LF](#) [1SS400CST2RA](#) [SDAA13](#)
[SHN2D02FUTW1T1G](#) [LS4151GS08](#) [1N4449](#) [1N456A](#) [1N4934-E3/73](#) [1N914BTR](#) [RFUH20TB3S](#) [D291S45T](#) [BAV300-TR](#) [BAW56DWQ-](#)
[7-F](#) [BAW56M3T5G](#) [BAW75-TAP](#) [MM230L-CAA](#) [IDW40E65D1](#) [JAN1N3600](#) [JAN1N4454UR-1](#) [LL4151-GS18](#) [SMMSD4148T3G](#)
[BYW95B/A52A](#) [NSVDAN222T1G](#) [CDSZC01100-HF](#) [LL4150-M-08](#) [1N4454-TR](#) [BAV70HDW-7](#) [BAS28-7](#) [JANTX1N6640](#) [BAW56HDW-](#)
[13](#) [BAS28 TR](#) [VS-HFA04SD60STR-M3](#) [NSVM1MA152WKT1G](#) [1SS388-TP](#) [RGP30D-E3/73](#) [VS-8EWF02S-M3](#) [BAV99TQ-13-F](#)
[BAV99HDW-13](#) [MMDB30-E28X](#) [IDP20C65D2XKSA1](#) [LS4148](#) [IDV15E65D2](#) [NSVM1MA152WAT1G](#)