

General Purpose Transistors

PNP Silicon

- We declare that the material of product compliance with RoHS requirements.
- S- Prefix for Automotive and Other Applications Requiring Unique Site and Control Change Requirements; AEC-Q101 Qualified and PPAP Capable.

L2SA1576AQT1G Series
S-L2SA1576AQT1G Series

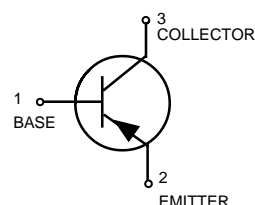
ORDERING INFORMATION

Device	Package	Shipping
L2SA1576AQT1G Series S-L2SA1576AQT1G Series	SC-70	3000/Tape & Reel
L2SA1576AQT3G Series S-L2SA1576AQT3G Series	SC-70	10000/Tape & Reel



MAXIMUM RATINGS

Rating	Symbol	Value	Unit
Collector-Emitter Voltage	V_{CEO}	-50	V
Collector-Base Voltage	V_{CBO}	-60	V
Emitter-Base Voltage	V_{EBO}	-6.0	V
Collector Current — Continuous	I_C	-150	mAdc
Collector power dissipation	P_C	0.15	W
Junction temperature	T_j	150	°C
Storage temperature	T_{stg}	-55 ~ +150	°C



DEVICE MARKING

L2SA1576AQT1G =FQ L2SA1576ART1G=FR L2SA1576AST1G =FS

ELECTRICAL CHARACTERISTICS ($T_A = 25^\circ\text{C}$ unless otherwise noted.)

Characteristic	Symbol	Min	Typ	Max	Unit
Collector-Emitter Breakdown Voltage ($I_C = -1\text{ mA}$)	$V_{(BR)CEO}$	- 50	—	—	V
Emitter-Base Breakdown Voltage ($I_E = - 50\ \mu\text{A}$)	$V_{(BR)EBO}$	- 6	—	—	V
Collector-Base Breakdown Voltage ($I_C = - 50\ \mu\text{A}$)	$V_{(BR)CBO}$	- 60	—	—	V
Collector Cutoff Current ($V_{CB} = - 60\text{ V}$)	I_{CBO}	—	—	- 0.1	μA
Emitter cutoff current ($V_{EB} = - 6\text{ V}$)	I_{EBO}	—	—	- 0.1	μA
Collector-emitter saturation voltage ($I_C / I_B = - 50\text{ mA} / - 5\text{ mA}$)	$V_{CE(sat)}$	—	—	-0.5	V
DC current transfer ratio ($V_{CE} = - 6\text{ V}, I_C = -1\text{ mA}$)	h_{FE}	120	—	560	—
Transition frequency ($V_{CE} = - 12\text{ V}, I_E = 2\text{ mA}, f=30\text{ MHz}$)	f_T	—	140	—	MHz
Output capacitance ($V_{CB} = - 12\text{ V}, I_E = 0\text{ A}, f=1\text{ MHz}$)	C_{ob}	—	4.0	5.0	pF

h_{FE} values are classified as follows:

*	Q	R	S
h_{FE}	120-270	180-390	270-560

L2SA1576AQT1G Series
S-L2SA1576AQT1G Series

Fig.1 Grounded emitter propagation characteristics

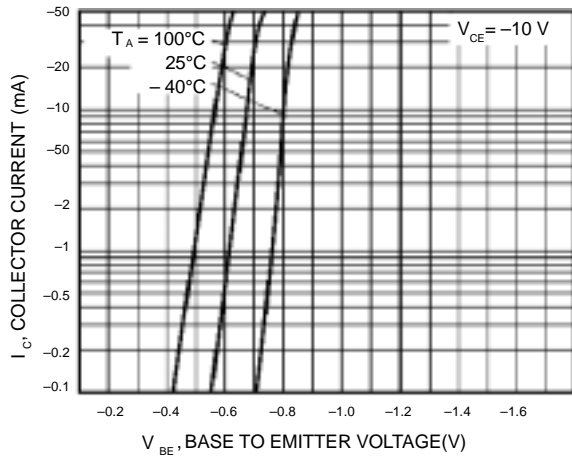


Fig.2 Grounded emitter output characteristics(I)

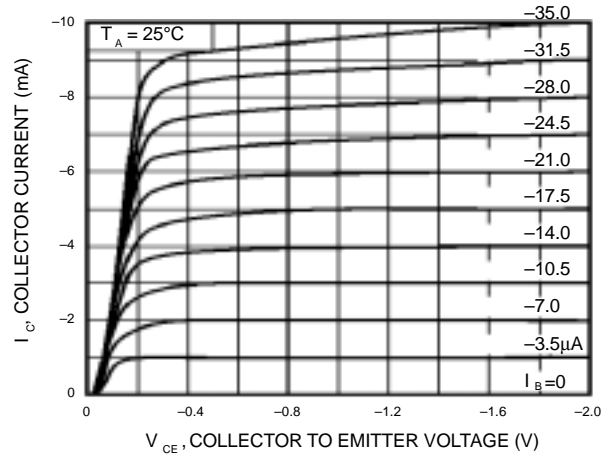


Fig.3 Grounded emitter output characteristics(II)

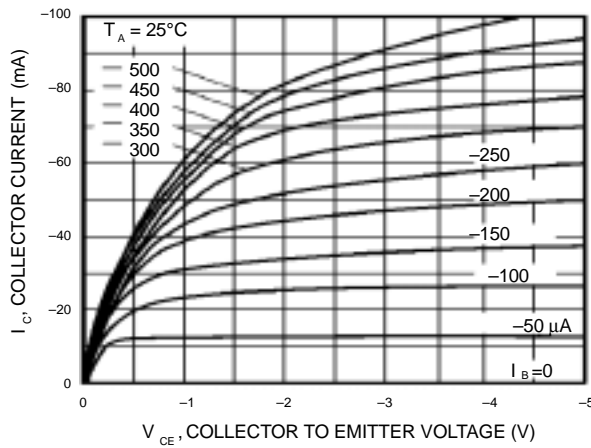


Fig.4 DC current gain vs. collector current (I)

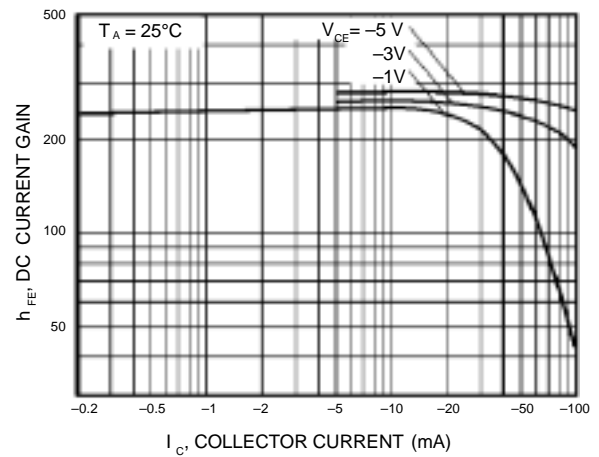


Fig.5 DC current gain vs. collector current (II)

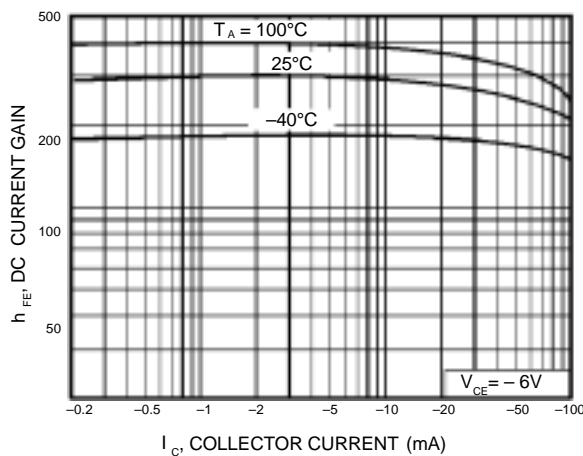
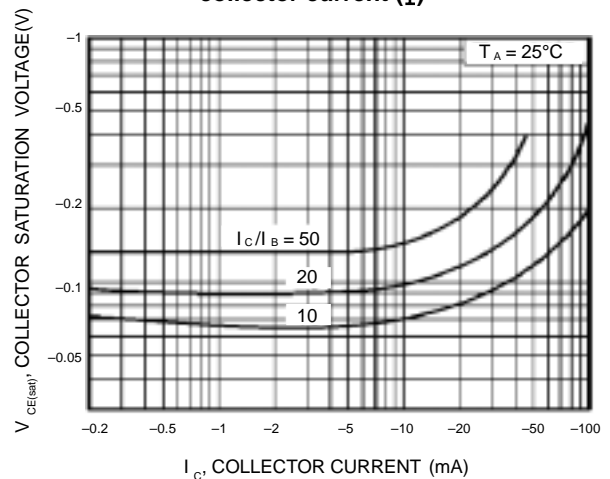


Fig.6 Collector-emitter saturation voltage vs. collector current (I)



L2SA1576AQT1G Series
S-L2SA1576AQT1G Series

Fig.7 Collector-emitter saturation voltage vs. collector current (I)

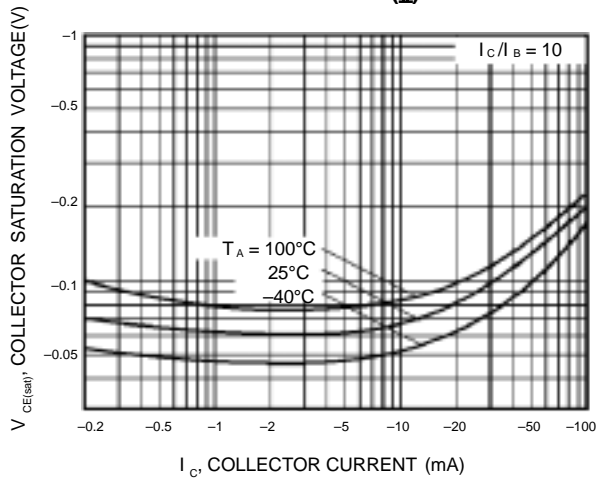


Fig.8 Gain bandwidth product vs. emitter current

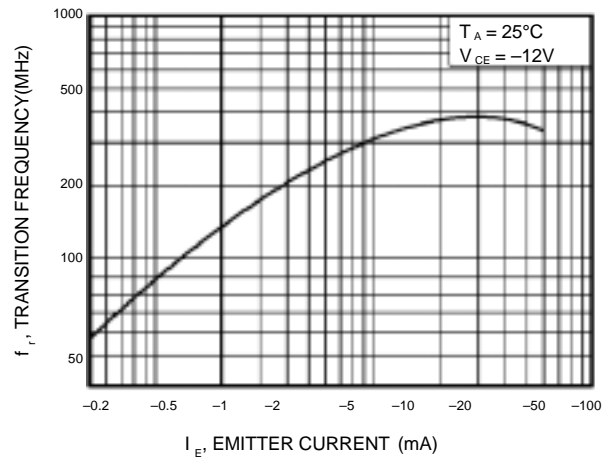
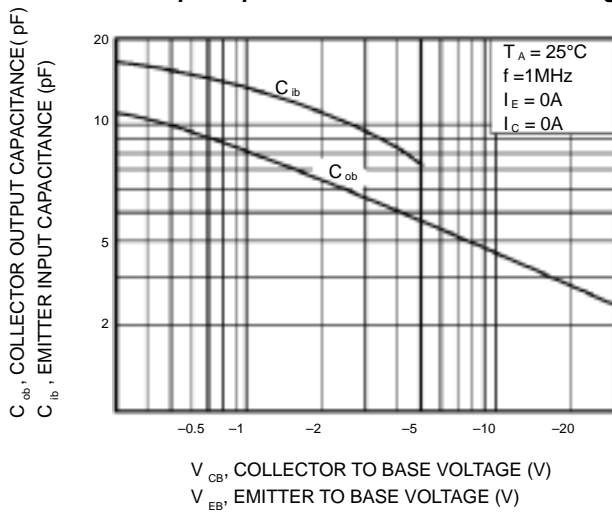
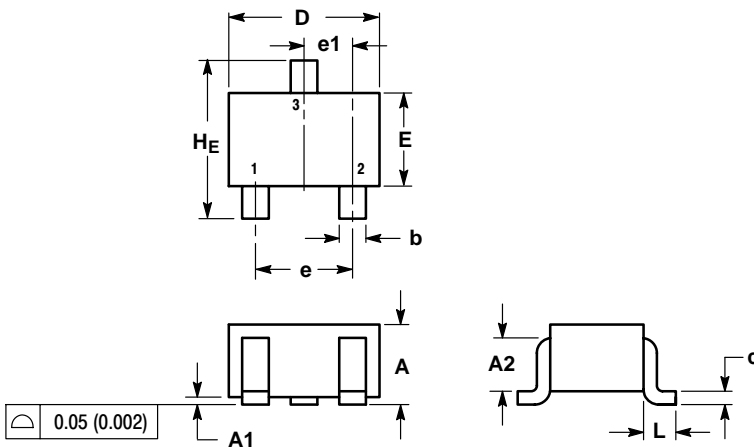


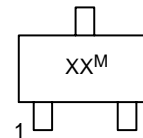
Fig.9 Collector output capacitance vs. collector-base voltage
Emitter input capacitance vs. emitter-base voltage



**L2SA1576AQT1G Series
S-L2SA1576AQT1G Series**
SC-70/SOT-323


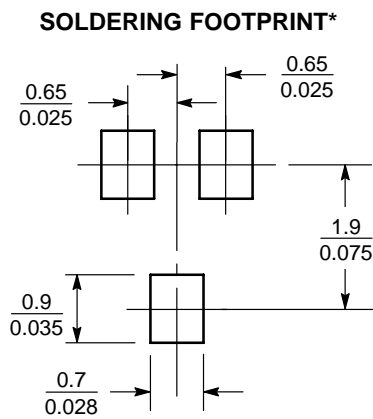
- NOTES:
1. DIMENSIONING AND TOLERANCING PER ANSI Y14.5M, 1982.
 2. CONTROLLING DIMENSION: INCH.

DIM	MILLIMETERS			INCHES		
	MIN	NOM	MAX	MIN	NOM	MAX
A	0.80	0.90	1.00	0.032	0.035	0.040
A1	0.00	0.05	0.10	0.000	0.002	0.004
A2	0.7 REF			0.028 REF		
b	0.30	0.35	0.40	0.012	0.014	0.016
c	0.10	0.18	0.25	0.004	0.007	0.010
D	1.80	2.10	2.20	0.071	0.083	0.087
E	1.15	1.24	1.35	0.045	0.049	0.053
e	1.20	1.30	1.40	0.047	0.051	0.055
e1	0.65 BSC			0.026 BSC		
L	0.425 REF			0.017 REF		
H _E	2.00	2.10	2.40	0.079	0.083	0.095

GENERIC MARKING DIAGRAM


- XX = Specific Device Code
- M = Date Code
- = Pb-Free Package

*This information is generic. Please refer to device data sheet for actual part marking. Pb-Free indicator, "G" or microdot "▪", may or may not be present.



SCALE 10:1 (mm/inches)

X-ON Electronics

Largest Supplier of Electrical and Electronic Components

Click to view similar products for [Bipolar Transistors - BJT category](#):

Click to view products by [Leshan manufacturer](#):

Other Similar products are found below :

[BC559C](#) [MCH4017-TL-H](#) [MMBT-2369-TR](#) [BC546/116](#) [NJVMJD148T4G](#) [NTE16](#) [NTE195A](#) [IMX9T110](#) [2N4401-A](#) [2N6728](#) [2SA1419T-TD-H](#) [2SA2126-E](#) [2SB1204S-TL-E](#) [FMC5AT148](#) [2N2369ADCSM](#) [2N2907A](#) [2N3904-NS](#) [2N5769](#) [2SC4618TLN](#) [CPH6501-TL-E](#) [MCH4021-TL-E](#) [US6T6TR](#) [BAX18/A52R](#) [BC556/112](#) [IMZ2AT108](#) [MMST8098T146](#) [UMX21NTR](#) [MCH6102-TL-E](#) [TTA1452B,S4X\(S](#) [2N3879](#) [NTE13](#) [NTE282](#) [NTE323](#) [NTE350](#) [NTE81](#) [JANTX2N2920L](#) [JANTX2N3735](#) [JANSR2N2222AUB](#) [CMLT3946EG TR](#) [SNSS40600CF8T1G](#) [2N6987](#) [CMLT3906EG TR](#) [GRP-DATA-JANS2N2907AUB](#) [GRP-DATA-JANS2N2222AUA](#) [MMDT3946FL3-7](#) [2N4240](#) [JANS2N3019](#) [MSB30KH-13](#) [2N2221AUB](#) [2SD1815T-TL-E](#)