

General Purpose Transistors

PNP Silicon

FEATURE

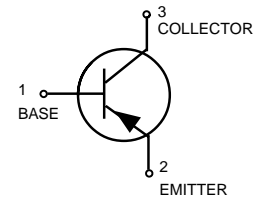
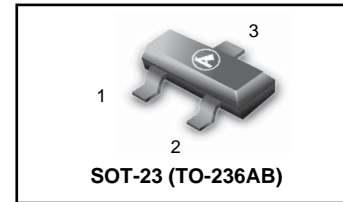
We declare that the material of product compliance with RoHS requirements.

S- Prefix for Automotive and Other Applications Requiring Unique Site and Control Change Requirements; AEC-Q101 Qualified and PPAP Capable.

DEVICE MARKING AND ORDERING INFORMATION

Device	Marking	Shipping
L9012PLT1G S-L9012PLT1G	12P	3000/Tape&Reel
L9012PLT3G S-L9012PLT3G	12P	10000/Tape&Reel
L9012QLT1G S-L9012QLT1G	12Q	3000/Tape&Reel
L9012QLT3G S-L9012QLT3G	12Q	10000/Tape&Reel
L9012RLT1G S-L9012RLT1G	12R	3000/Tape&Reel
L9012RLT3G S-L9012RLT3G	12R	10000/Tape&Reel
L9012SLT1G S-L9012SLT1G	12S	3000/Tape&Reel
L9012SLT3G S-L9012SLT3G	12S	10000/Tape&Reel

L9012PLT1G
Series
S-L9012PLT1G
Series



MAXIMUM RATINGS

Rating	Symbol	Value	Unit
Collector-Emitter Voltage	V_{CEO}	-20	V
Collector-Base Voltage	V_{CBO}	-40	V
Emitter-Base Voltage	V_{EBO}	-5	V
Collector current-continuoun	IC	-500	mAdc

THERMAL CHARATEERISTICS

Characteristic	Symbol	Max	Unit
Total Device Dissipation FR-5 Board, (1) $T_A=25^\circ\text{C}$ Derate above 25°C	P_D	225 1.8	mW mW/ $^\circ\text{C}$
Thermal Resistance, Junction to Ambient	$R_{\theta JA}$	556	$^\circ\text{C}/\text{W}$
Total Device Dissipation Alumina Substrate, (2) $T_A=25^\circ\text{C}$ Derate above 25°C	P_D	300 2.4	mW mW/ $^\circ\text{C}$
Thermal Resistance, Junction to Ambient	$R_{\theta JA}$	417	$^\circ\text{C}/\text{W}$
Junction and Storage Temperature	T_j, T_{stg}	-55 to +150	$^\circ\text{C}$

1. FR-5 = 1.0 x 0.75 x 0.062 in.

2. Alumina = 0.4 x 0.3 x 0.024 in. 99.5% alumina.

ELECTRICAL CHARACTERISTICS ($T_A=25^\circ\text{C}$ unless otherwise noted)

Characteristic	Symbol	Min	Typ	Max	Unit
OFF CHARACTERISTICS					
Collector-Emitter Breakdown Voltage ($I_C=-1.0\text{mA}$)	$V_{(BR)CEO}$	-20	-	-	V
Emitter-Base Breakdown Voltage ($I_E=-100\mu\text{A}$)	$V_{(BR)EBO}$	-5	-	-	V
Collector-Base Breakdown Voltage ($I_C=-100\mu\text{A}$)	$V_{(BR)CBO}$	-40	-	-	V
Collector Cutoff Current ($V_{CB}=-35\text{V}$)	I_{CBO}	-	-	-150	nA
Emitter Cutoff Current ($V_{BE}=-4\text{V}$)	I_{EBO}	-	-	-150	nA

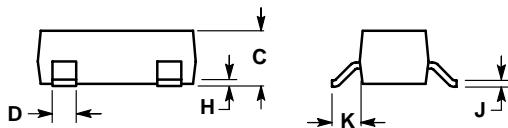
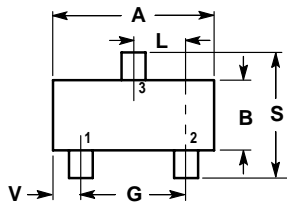
ON CHARACTERISTICS

DC Current Gain ($I_C = -50\text{mA}$, $V_{CE} = -1\text{V}$)	H_{fe}	100	-	600	
Collector-Emitter Saturation Voltage ($I_C = -500\text{mA}$, $I_B = -50\text{mA}$)	$V_{CE(S)}$	-	-	-0.6	V

NOTE:

*	P	Q	R	S
H_{FE}	100~200	150~300	200~400	300~600

SOT-23 (TO-236AB)

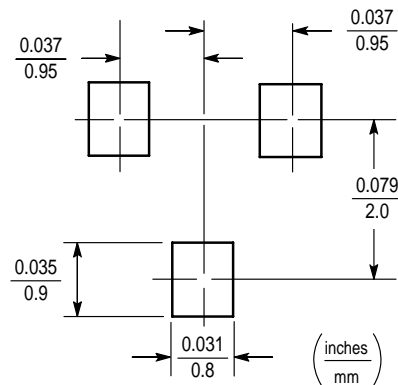


NOTES:

1. CONTROLLING DIMENSION: MILLIMETERS
2. LEAD THICKNESS SPECIFIED PER L / F DRAWING WITH SOLDER PLATING.

DIM	INCHES		MILLIMETERS	
	MIN	MAX	MIN	MAX
A	0.1102	0.1197	2.80	3.04
B	0.0472	0.0551	1.20	1.40
C	0.0350	0.0440	0.89	1.11
D	0.0150	0.0200	0.37	0.50
G	0.0701	0.0807	1.78	2.04
H	0.0005	0.0040	0.013	0.100
J	0.0034	0.0070	0.085	0.177
K	0.0180	0.0236	0.45	0.60
L	0.0350	0.0401	0.89	1.02
S	0.0830	0.0984	2.10	2.50
V	0.0177	0.0236	0.45	0.60

- PIN 1. BASE
2. EMITTER
3. COLLECTOR



X-ON Electronics

Largest Supplier of Electrical and Electronic Components

Click to view similar products for [Bipolar Transistors - BJT category](#):

Click to view products by [Leshan manufacturer](#):

Other Similar products are found below :

[BC559C](#) [MCH4017-TL-H](#) [MMBT-2369-TR](#) [BC546/116](#) [NJVMJD148T4G](#) [NTE16](#) [NTE195A](#) [IMX9T110](#) [2N4401-A](#) [2N6728](#) [2SA1419T-TD-H](#) [2SA2126-E](#) [2SB1204S-TL-E](#) [FMC5AT148](#) [2N2369ADCSM](#) [2N2907A](#) [2N3904-NS](#) [2N5769](#) [2SC4618TLN](#) [CPH6501-TL-E](#) [MCH4021-TL-E](#) [US6T6TR](#) [BAX18/A52R](#) [BC556/112](#) [IMZ2AT108](#) [MMST8098T146](#) [UMX21NTR](#) [MCH6102-TL-E](#) [TTA1452B,S4X\(S](#) [2N3879](#) [NTE13](#) [NTE282](#) [NTE323](#) [NTE350](#) [NTE81](#) [JANTX2N2920L](#) [JANTX2N3735](#) [JANSR2N2222AUB](#) [CMLT3946EG TR](#) [SNSS40600CF8T1G](#) [2N6987](#) [CMLT3906EG TR](#) [GRP-DATA-JANS2N2907AUB](#) [GRP-DATA-JANS2N2222AUA](#) [MMDT3946FL3-7](#) [2N4240](#) [JANS2N3019](#) [MSB30KH-13](#) [2N2221AUB](#) [2SD1815T-TL-E](#)