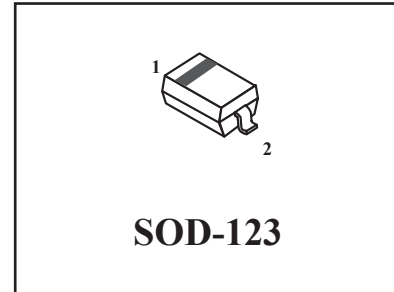


## Surface Mount Zener Diodes

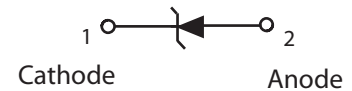
### LBZT52C2V4T1G Series S-LBZT52C2V4T1G Series

#### Features:

- \*500mw Power Dissipation
- \*Ideal for Surface Mounted Application
- \*Zener Breakdown Voltage Range 2.4V to 51V
- \*We declare that the material of product compliant with RoHS and Halogen Free.
- \*S- Prefix for Automotive and Other Applications Requiring Unique Site and Control Change Requirements; AEC-Q101 Qualified and PPAP Capable.



#### Equivalent Circuit Diagram



#### Mechanical Data:

- \*Case : SOD-123 Molded plastic
- \*Terminals: Solderable per MIL-STD-202, Method 208
- \*Polarity: Cathode Indicated by Polarity Band
- \*Marking: Marking Code (See Table on Page 2)
- \*Weigh: 0.01grams(approx)

#### Maximum Ratings and Electrical Characteristics (TA=25°C Unless Otherwise Noted)

Characteristics	Symbol	Value	Unit
Total Power Dissipation on FR-5 Board <sup>(1)</sup>	P <sub>D</sub>	500	mW
Thermal Resistance Junction to Ambient Air <sup>(1)</sup>	R <sub>θJA</sub>	305	°C/W
Forward Voltage @ IF=10mA	VF	0.9	V
Junction and Storage Temperature Range	T <sub>J</sub> , T <sub>STG</sub>	-55 to +150	°C

#### NOTES:

1. Device mounted on ceramic PCB; 7.6mm × 9.4mm × 0.87mm with pad areas 25mm<sup>2</sup>

#### Ratings and Characteristic curves

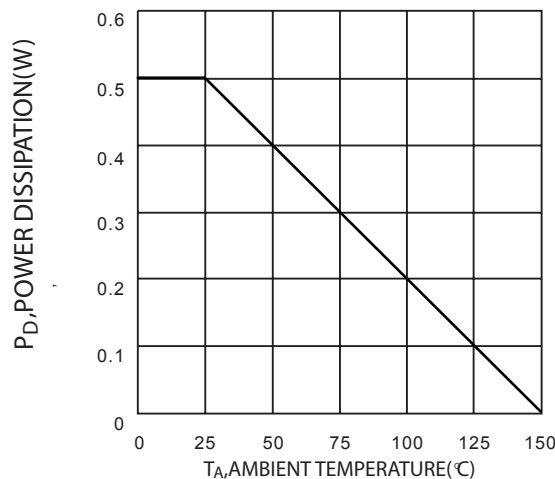


FIG. 1 Power Dissipation vs Ambient Temperature



## LBZT52C2V4T1G Series, S-LBZT52C2V4T1G Series

Electrical Characteristics (  $T_A=25^{\circ}\text{C}$  unless otherwise noted,  $V_F=0.9\text{V Max}@ I_F=10\text{mA}$ )

Device	Device Marking (2)	Zener Voltage Range (1)				Maximum Zener Impedance(3)			Maximum Reverse Current		Typical Temperature Coefficient @ $I_{ZT}$ mV/°C		Test Current $I_{ZTC}$ mA
		$V_Z @ I_{ZT}$			@ $I_{ZT}$	$Z_{ZT} @ I_{ZT}$	$Z_{ZK} @ I_{ZK}$	$I_{zk}$	$I_R$	@ $V_R$	Min	Max	
		Nom(V)	Min(V)	Max(V)	mA	$\Omega$	mA	$\mu\text{A}$	V				
LBZT52C2V4T1G	WX	2.4	2.2	2.6	5	100	600	1.0	50	1.0	-3.5	0	5
LBZT52C2V7T1G	W1	2.7	2.5	2.9	5	100	600	1.0	20	1.0	-3.5	0	5
LBZT52C3V0T1G	W2	3.0	2.8	3.2	5	95	600	1.0	10	1.0	-3.5	0	5
LBZT52C3V3T1G	W3	3.3	3.1	3.5	5	95	600	1.0	5.0	1.0	-3.5	0	5
LBZT52C3V6T1G	W4	3.6	3.4	3.8	5	90	600	1.0	5.0	1.0	-3.5	0	5
LBZT52C3V9T1G	W5	3.9	3.7	4.1	5	90	600	1.0	3.0	1.0	-3.5	0	5
LBZT52C4V3T1G	W6	4.3	4.0	4.6	5	90	600	1.0	3.0	1.0	-3.5	0	5
LBZT52C4V7T1G	W7	4.7	4.4	5.0	5	80	500	1.0	3.0	2.0	-3.5	0.2	5
LBZT52C5V1T1G	W8	5.1	4.8	5.4	5	60	480	1.0	2.0	2.0	-2.7	1.2	5
LBZT52C5V6T1G	W9	5.6	5.2	6.0	5	40	400	1.0	1.0	2.0	-2.0	2.5	5
LBZT52C6V2T1G	WA	6.2	5.8	6.6	5	10	150	1.0	3.0	4.0	0.4	3.7	5
LBZT52C6V8T1G	WB	6.8	6.4	7.2	5	15	80	1.0	2.0	4.0	1.2	4.5	5
LBZT52C7V5T1G	WC	7.5	7.0	7.9	5	15	80	1.0	1.0	5.0	2.5	5.3	5
LBZT52C8V2T1G	WD	8.2	7.7	8.7	5	15	80	1.0	0.7	5.0	3.2	6.2	5
LBZT52C9V1T1G	WE	9.1	8.5	9.6	5	15	100	1.0	0.5	6.0	3.8	7.0	5
LBZT52C10T1G	WF	10	9.4	10.6	5	20	150	1.0	0.2	7.0	4.5	8.0	5
LBZT52C11T1G	WG	11	10.4	11.6	5	20	150	1.0	0.1	8.0	5.4	9.0	5
LBZT52C12T1G	WH	12	11.4	12.7	5	25	150	1.0	0.1	8.0	6.0	10.0	5
LBZT52C13T1G	WI	13	12.4	14.1	5	30	170	1.0	0.1	8.0	7.0	11.0	5
LBZT52C15T1G	WJ	15	13.8	15.8	5	30	200	1.0	0.1	10.5	9.2	13.0	5
LBZT52C16T1G	WK	16	15.3	17.1	5	40	200	1.0	0.1	11.2	10.4	14.0	5
LBZT52C18T1G	WL	18	16.8	19.1	5	45	225	1.0	0.1	12.6	12.4	16.0	5
LBZT52C20T1G	WM	20	18.8	21.2	5	55	225	1.0	0.1	14.0	14.4	18.0	5
LBZT52C22T1G	WN	22	20.8	23.3	5	55	250	1.0	0.1	15.4	16.4	20.0	5
LBZT52C24T1G	WO	24	22.8	25.6	5	70	250	1.0	0.1	16.8	18.4	22.0	5
LBZT52C27T1G	WP	27	25.1	28.9	2	80	300	0.5	0.1	18.9	21.4	25.3	2
LBZT52C30T1G	WQ	30	28.0	32	2	80	300	0.5	0.1	21.0	24.4	29.4	2
LBZT52C33T1G	WR	33	31.0	35	2	80	325	0.5	0.1	23.1	27.4	33.4	2
LBZT52C36T1G	WS	36	34.0	38	2	90	350	0.5	0.1	25.2	30.4	37.4	2
LBZT52C39T1G	WT	39	37.0	41	2	130	350	0.5	0.1	27.3	33.4	41.2	2
LBZT52C43T1G	WU	43	40.0	46	2	100	700	1.0	0.1	32	10.0	12.0	5
LBZT52C47T1G	WV	47	44.0	50	2	100	750	1.0	0.1	35	10.0	12.0	5
LBZT52C51T1G	WW	51	48.0	54	2	100	750	1.0	0.1	38	10.0	12.0	5

**Note:**

1. Tested with pulses, period = 5ms, pulse width = 300us.
2. When provided, otherwise, parts are provided with date code only, and type number identifications appears on reel only.
3.  $f=1\text{KHz}$ .

# LBZT52C2V4T1G Series , S-LBZT52C2V4T1G Series

## ELECTRICAL CHARACTERISTIC CURVES (Ta=25°C)

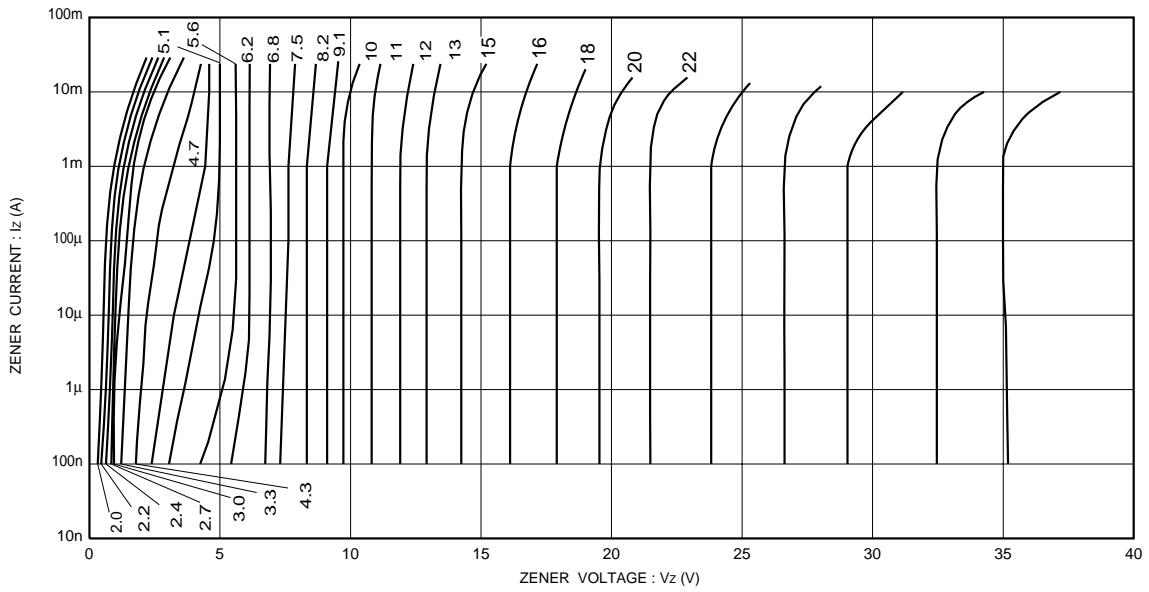
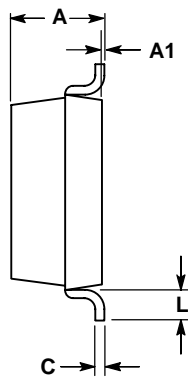
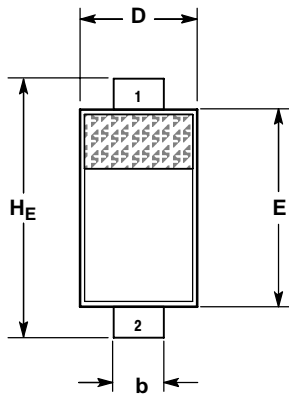


Fig.1 Zener voltage characteristics

## LBZT52C2V4T1G Series, S-LBZT52C2V4T1G Series

SOD-123



NOTES:

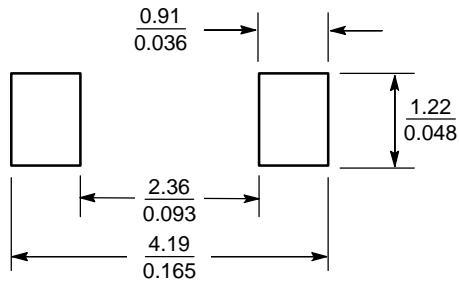
1. DIMENSIONING AND TOLERANCING PER ANSI Y14.5M, 1982.
2. CONTROLLING DIMENSION: INCH.

DIM	MILLIMETERS			INCHES		
	MIN	NOM	MAX	MIN	NOM	MAX
A	0.94	1.17	1.35	0.037	0.046	0.053
A1	0.00	0.05	0.10	0.000	0.002	0.004
b	0.51	0.61	0.71	0.020	0.024	0.028
c	---	---	0.15	---	---	0.006
D	1.40	1.60	1.80	0.055	0.063	0.071
E	2.54	2.69	2.84	0.100	0.106	0.112
HE	3.56	3.68	3.86	0.140	0.145	0.152
L	0.25	---	---	0.010	---	---

STYLE 1:

- PIN 1. CATHODE
- PIN 2. ANODE

SOLDERING FOOTPRINT\*



SCALE 10:1  $\left(\frac{\text{mm}}{\text{inches}}\right)$

## X-ON Electronics

Largest Supplier of Electrical and Electronic Components

*Click to view similar products for [Zener Diodes](#) category:*

*Click to view products by [Leshan](#) manufacturer:*

Other Similar products are found below :

[RKZ13B2KG#P1](#) [DL5234B](#) [EDZTE6113B](#) [1N4682](#) [1N4691](#) [1N4693](#) [1N4732A](#) [1N4736A](#) [1N4750A](#) [1N4759ARL](#) [1N5241B](#) [1N5365B](#)  
[1N5369B](#) [1N747A](#) [1N959B](#) [1N964B](#) [1N966B](#) [1N968B](#) [1N972B](#) [NTE5121A](#) [NTE5147A](#) [NTE5152A](#) [NTE5155A](#) [NTE5164A](#)  
[JANS1N4974US](#) [1N4692](#) [1N4700](#) [1N4702](#) [1N4704](#) [1N4711](#) [1N4714](#) [1N4737A](#) [1N4745ARL](#) [1N4752A](#) [1N4752ARL](#) [1N4760ARL](#)  
[1N5221B](#) [1N5236B](#) [1N5241BTR](#) [1N5242BTR](#) [1N5350B](#) [1N5352B](#) [1N961BRR1](#) [1N964BRL](#) [RKZ5.1BKU#P6](#) [3SMAJ5946B-TP](#)  
[3SMAJ5950B-TP](#) [3SMBJ5925B-TP](#) [441774C](#) [BZX84C3V9](#)