


General Purpose Transistor

PNP Silicon

FEATURE

We declare that the material of product compliance with RoHS requirements.
S- Prefix for Automotive and Other Applications Requiring Unique Site and Control Change Requirements; AEC-Q101 Qualified and PPAP Capable.

LMBT2907AWT1G
S-LMBT2907AWT1G



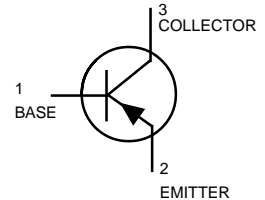
CASE 419-02, STYLE 3
SOT-323 / SC - 70

ORDERING INFORMATION

Device	Marking	Shipping
LMBT2907AWT1G S-LMBT2907AWT1G	20	3000/Tape&Reel
LMBT2907AWT3G S-LMBT2907AWT3G	20	10000/Tape&Reel

MAXIMUM RATINGS

Rating	Symbol	Value	Unit
Collector-Emitter Voltage	V_{CEO}	-60	Vdc
Collector-Base Voltage	V_{CBO}	-60	Vdc
Emitter-Base Voltage	V_{EBO}	-5.0	Vdc
Collector Current — Continuous	I_C	-600	mAdc



THERMAL CHARACTERISTICS

Characteristic	Symbol	Max	Unit
Total Device Dissipation FR-5 Board, (1) $T_A = 25^\circ\text{C}$	P_D	150	mW
Thermal Resistance, Junction to Ambient	$R_{\theta JA}$	833	$^\circ\text{C}/\text{W}$
Junction and Storage Temperature	T_J, T_{stg}	-55 to +150	$^\circ\text{C}$

DEVICE MARKING

LMBT2907AWT1G =20

ELECTRICAL CHARACTERISTICS ($T_A = 25^\circ\text{C}$ unless otherwise noted.)

Characteristic	Symbol	Min	Max	Unit
----------------	--------	-----	-----	------

OFF CHARACTERISTICS

Collector-Emitter Breakdown Voltage(2) ($I_C = -10\text{ mAdc}, I_B = 0$)	$V_{(BR)CEO}$	-60	—	Vdc
Collector-Emitter Breakdown Voltage ($I_C = -10\ \mu\text{Adc}, I_E = 0$)	$V_{(BR)CBO}$	-60	—	Vdc
Emitter-Base Breakdown Voltage ($I_E = -10\ \mu\text{Adc}, I_C = 0$)	$V_{(BR)EBO}$	-5.0	—	Vdc
Base Cutoff Current ($V_{CE} = -30\text{Vdc}, V_{EB(OFF)} = -0.5\text{Vdc}$)	I_{BL}	—	-50	nAdc
Collector Cutoff Current ($V_{CE} = -30\text{Vdc}, V_{EB(OFF)} = -0.5\text{Vdc}$)	I_{CEX}	—	-50	nAdc

1. FR-5 = 1.0 x 0.75 x 0.062 in.

2. Pulse Test: Pulse Width $\leq 300\ \mu\text{s}$, Duty Cycle $\leq 2.0\%$.

LMBT2907AWT1G ;S-LMBT2907AWT1G

ELECTRICAL CHARACTERISTICS (T_A = 25°C unless otherwise noted) (Continued)

Characteristic	Symbol	Min	Max	Unit
----------------	--------	-----	-----	------

ON CHARACTERISTICS

DC Current Gain(1) (I _C = -0.1 mA _{dc} , V _{CE} = -10 V _{dc}) (I _C = -1.0 mA _{dc} , V _{CE} = -10 V _{dc}) (I _C = -10 mA _{dc} , V _{CE} = -10 V _{dc}) (I _C = -150mA _{dc} , V _{CE} = -10V _{dc}) (I _C = -500mA _{dc} , V _{CE} = -10 V _{dc})	h_{FE}	75 100 100 100 50	— — — 300 —	—
Collector–Emitter Saturation Voltage(1) (I _C = -150 mA _{dc} , I _B = -15 mA _{dc}) (I _C = -500 mA _{dc} , I _B = -50 mA _{dc})	$V_{CE(sat)}$	— —	-0.4 -1.6	V _{dc}
Base–Emitter Saturation Voltage(1) (I _C = -150 mA _{dc} , I _B = -15mA _{dc}) (I _C = -500mA _{dc} , I _B = -50mA _{dc})	$V_{BE(sat)}$	— —	-1.3 -2.6	V _{dc}

SMALL–SIGNAL CHARACTERISTICS

Current–Gain — Bandwidth Product(4) (I _C = -50mA _{dc} , V _{CE} = 20V _{dc} , f = 100MHz)	f_T	200	—	MHz
Output Capacitance (V _{CB} = -10 V _{dc} , I _E = 0, f = 1.0 MHz)	C_{obo}	—	8.0	pF
Input Capacitance (V _{EB} = -2.0V _{dc} , I _C = 0, f = 1.0 MHz)	C_{ibo}	—	30	pF

SWITCHING CHARACTERISTICS

Turn–On Time (V _{CC} = -30 V _{dc} , I _C = -150 mA _{dc} , I _{B1} = -15 mA _{dc})	t_{on}	—	45	
Delay Time	t^d	—	10	ns
Rise Time	t_r	—	40	
Storage Time (V _{CC} = -6.0 V _{dc} , I _C = -150 mA _{dc} , I _{B1} = I _{B2} = 15 mA _{dc})	t_s	—	80	
Fall Time	t_f	—	30	ns
Turn–Off Time	t_{off}	—	100	

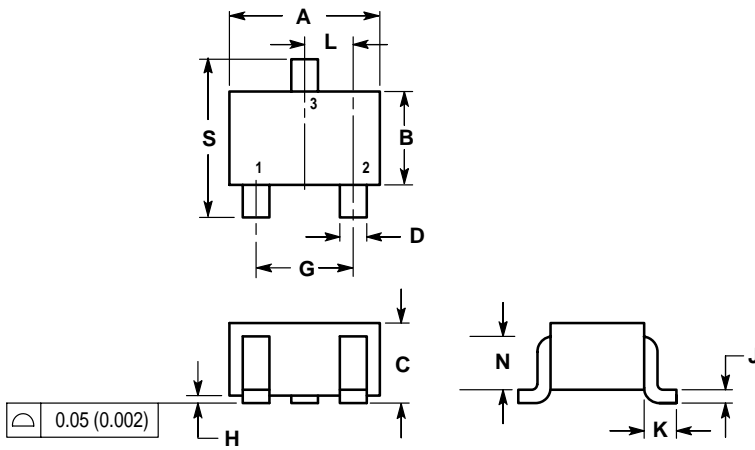
1. Pulse Test: Pulse Width ≤ 300 μs, Duty Cycle ≤ 2.0%.

LMBT2907AWT1G ;S-LMBT2907AWT1G

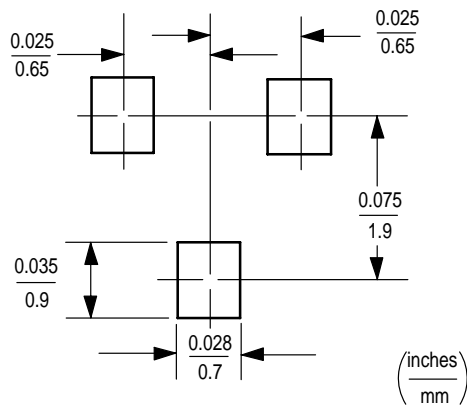
SC-70 / SOT-323

NOTES:

1. DIMENSIONING AND TOLERANCING PER ANSI Y14.5M, 1982.
2. CONTROLLING DIMENSION: INCH.



DIM	INCHES		MILLIMETERS	
	MIN	MAX	MIN	MAX
A	0.071	0.087	1.80	2.20
B	0.045	0.053	1.15	1.35
C	0.032	0.040	0.80	1.00
D	0.012	0.016	0.30	0.40
G	0.047	0.055	1.20	1.40
H	0.000	0.004	0.00	0.10
J	0.004	0.010	0.10	0.25
K	0.017 REF		0.425 REF	
L	0.026 BSC		0.650 BSC	
N	0.028 REF		0.700 REF	
S	0.079	0.095	2.00	2.40



X-ON Electronics

Largest Supplier of Electrical and Electronic Components

Click to view similar products for [Bipolar Transistors - BJT category](#):

Click to view products by [Leshan manufacturer](#):

Other Similar products are found below :

[619691C](#) [MCH4017-TL-H](#) [MMBT-2369-TR](#) [BC546/116](#) [BC557/116](#) [BSW67A](#) [NJVMJD148T4G](#) [NTE123AP-10](#) [NTE153MCP](#) [NTE16](#)
[NTE195A](#) [NTE92](#) [C4460](#) [2N4401-A](#) [2N6728](#) [2SA1419T-TD-H](#) [2SA2126-E](#) [2SB1204S-TL-E](#) [2SC2712S-GR,LF](#) [2SC5488A-TL-H](#)
[2SD2150T100R](#) [SP000011176](#) [2N2907A](#) [2N3904-NS](#) [2N5769](#) [2SC2412KT146S](#) [2SD1816S-TL-E](#) [CPH6501-TL-E](#) [MCH4021-TL-E](#)
[MJE340](#) [US6T6TR](#) [NJL0281DG](#) [732314D](#) [CPH3121-TL-E](#) [CPH6021-TL-H](#) [873787E](#) [IMZ2AT108](#) [UMX21NTR](#) [MCH6102-TL-E](#)
[NJL0302DG](#) [2N3583](#) [30A02MH-TL-E](#) [NSV40301MZ4T1G](#) [NTE13](#) [NTE26](#) [NTE282](#) [NTE323](#) [NTE350](#) [NTE81](#) [STX83003-AP](#)