

SCHOTTKY BARRIER DIODE

● Applications

Low current rectification and high speed switching

● Features

Extremely small surface mounting type. (SC-79/SOD523)

Extremely Fast Switching Speed

Extremely Low Forward Voltage 0.6 V (max) @ $I_F = 200\text{mA}$

Low Reverse Current

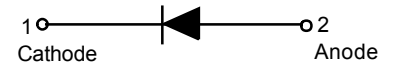
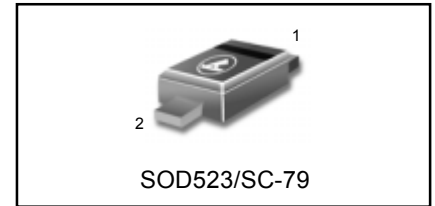
● Construction

Silicon epitaxial planar

- We declare that the material of product compliance with RoHS requirements.

- S- Prefix for Automotive and Other Applications Requiring Unique Site and Control Change Requirements; AEC-Q101 Qualified and PPAP Capable.

LRB520S-30T1G
S-LRB520S-30T1G



DEVICE MARKING AND ORDERING INFORMATION

Device	Marking	Shipping
LRB520S-30T1G S-LRB520S-30T1G	5J	3000/Tape&Reel
LRB520S-30T3G S-LRB520S-30T3G	5J	10000/Tape&Reel

MAXIMUM RATINGS ($T_A = 25^\circ\text{C}$)

Parameter	Symbol	Limits	Unit
DC reverse voltage	V_R	30	V
Mean rectifying current	I_O	200	mA
Peak forward surge current	I_{FSM}	1	A
Junction temperature	T_J	125	$^\circ\text{C}$
Storage temperature	T_{stg}	-40~+125	$^\circ\text{C}$
Total power dissipation @ $T_a=25^\circ\text{C}$	P_D	150	mW
Derate above 25°C		1.2	mW/ $^\circ\text{C}$
Thermal Resistance, Junction to Ambient	R_{ja}	833	$^\circ\text{C/W}$

ELECTRICAL CHARACTERISTICS ($T_A = 25^\circ\text{C}$)

Parameter	Symbol	Min.	Typ	Max.	Unit	Conditions
Forward voltage	V_F	-	-	0.60	V	$I_F=200\text{mA}$
Reverse current	I_R	-	-	1.0	μA	$V_R=10\text{V}$

LRB520S-30T1GŞ-LRB520S-30T1G

Electrical characteristic curves (Ta=25°C)

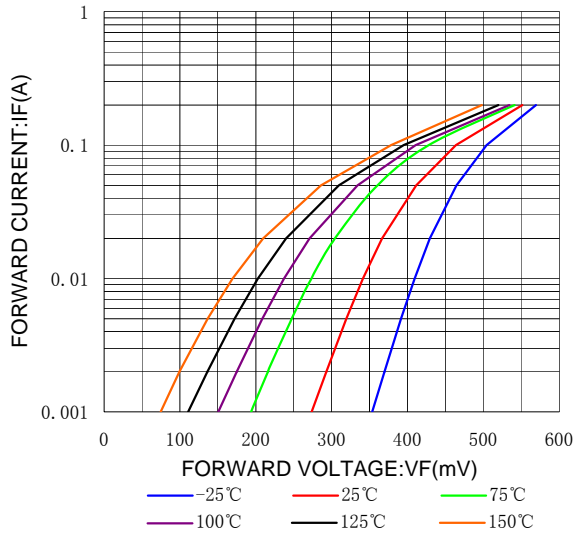


Fig.1 FORWARD CHARACTERISTICS

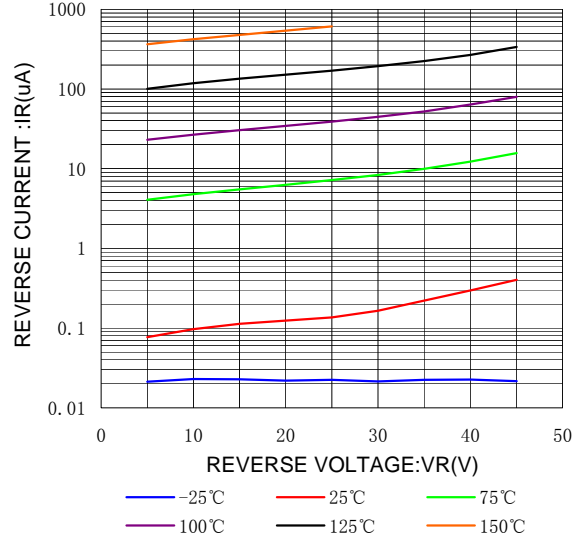


Fig.2 REVERSE CHARACTERISTICS

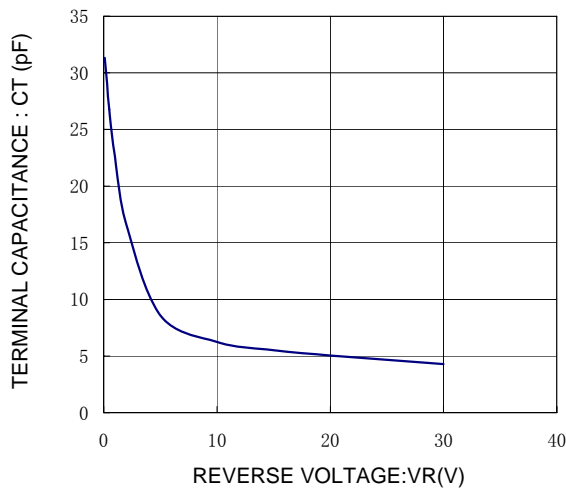
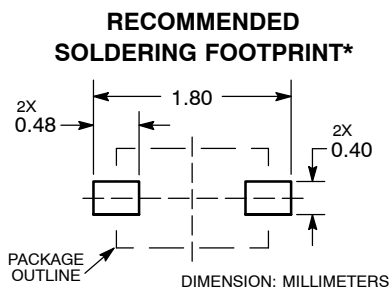
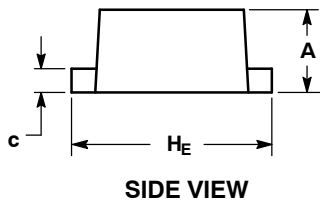
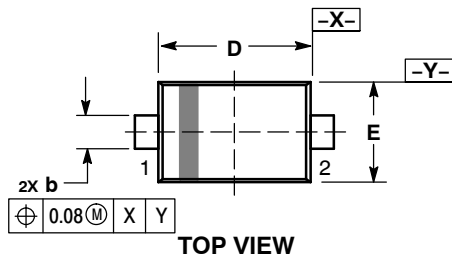


Fig.3 VR-CT CHARACTERISTICS

LRB520S-30T1GŞ-LRB520S-30T1G

SC-79/SOD-523



NOTES:

1. DIMENSIONING AND TOLERANCING PER ASME Y14.5M, 1994.
2. CONTROLLING DIMENSION: MILLIMETERS.
3. MAXIMUM LEAD THICKNESS INCLUDES LEAD FINISH. MINIMUM LEAD THICKNESS IS THE MINIMUM THICKNESS OF BASE MATERIAL.
4. DIMENSIONS D AND E DO NOT INCLUDE MOLD FLASH, PROTRUSIONS, OR GATE BURRS.

DIM	MILLIMETERS		
	MIN	NOM	MAX
A	0.50	0.60	0.70
b	0.25	0.30	0.35
c	0.07	0.14	0.20
D	1.10	1.20	1.30
E	0.70	0.80	0.90
H _E	1.50	1.60	1.70
L	0.30 REF		
L2	0.15	0.20	0.25

X-ON Electronics

Largest Supplier of Electrical and Electronic Components

Click to view similar products for [Schottky Diodes & Rectifiers](#) category:

Click to view products by [Leshan](#) manufacturer:

Other Similar products are found below :

[MA4E2039](#) [MA4E2508M-1112](#) [MBR10100CT-BP](#) [MBR1545CT](#) [MMBD301M3T5G](#) [GS1JE-TP](#) [RB160M-50TR](#) [BAS 3010S-02LRH E6327](#)
[BAT 54-02LRH E6327](#) [NSR05F40QNXT5G](#) [NSVR05F40NXT5G](#) [NTE555](#) [JANS1N6640](#) [SB07-03C-TB-H](#) [SB1003M3-TL-W](#)
[SBAT54CWT1G](#) [SBM30-03-TR-E](#) [SK310-T](#) [SK33A-TP](#) [SK34B-TP](#) [SS3003CH-TL-E](#) [PDS3100Q-7](#) [GA01SHT18](#) [CRS10I30A\(TE85L,QM](#)
[MA4E2501L-1290](#) [MBRB30H30CT-1G](#) [BAS 70-02L E6327](#) [DMJ3940-000](#) [SB007-03C-TB-E](#) [SB10015M-TL-E](#) [SB1003M3-TL-E](#) [SK32A-](#)
[TP](#) [SK33B-TP](#) [SK35A-TP](#) [SK38B-LTP](#) [SK38B-TP](#) [NTE505](#) [NTSB30U100CT-1G](#) [VS-6CWQ10FNHM3](#) [CRG04\(T5L,TEMQ\)](#)
[ACDBA1100LR-HF](#) [ACDBA1200-HF](#) [ACDBA140-HF](#) [ACDBA2100-HF](#) [ACDBA240-HF](#) [ACDBA3100-HF](#) [CDBQC0530L-HF](#) [BAT54-](#)
[13-F](#) [ACDBA340-HF](#) [ACDBA260LR-HF](#)