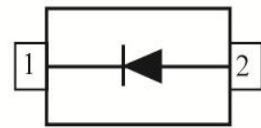
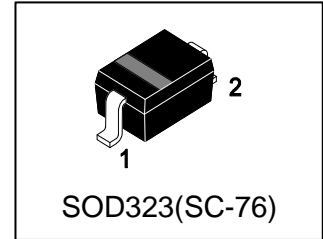


LUDZS3.3BT1G

S-LUDZS3.3BT1G

Zener Voltage Regulators
200 mW SOD-323 Surface Mount



1. FEATURES

- We declare that the material of product compliance with RoHS requirements and Halogen Free.
- S- prefix for automotive and other applications requiring unique site and control change requirements; AEC-Q101 qualified and PPAP capable.

2. DEVICE MARKING AND ORDERING INFORMATION

| Device | Marking | Shipping |
|--------------|---------|-----------------|
| LUDZS3.3BT1G | 52 | 3000/Tape&Reel |
| LUDZS3.3BT3G | 52 | 10000/Tape&Reel |

3. MAXIMUM RATINGS (Ta = 25°C)

| Parameter | Symbol | Limits | Unit |
|---|--------|-------------|------|
| Power dissipation | PD | 200 | mW |
| Thermal Resistance from Junction to Ambient | RθJA | 635 | °C/W |
| Junction temperature | Tj | 150 | °C |
| Storage temperature | Tstg | -55 to +150 | °C |
| Operating temperature | Topr | -55 to +150 | °C |

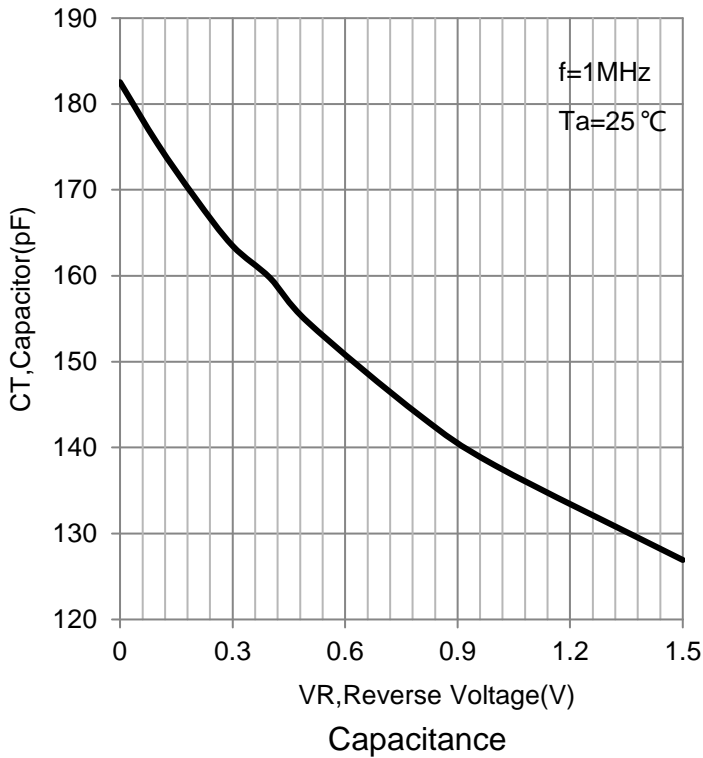
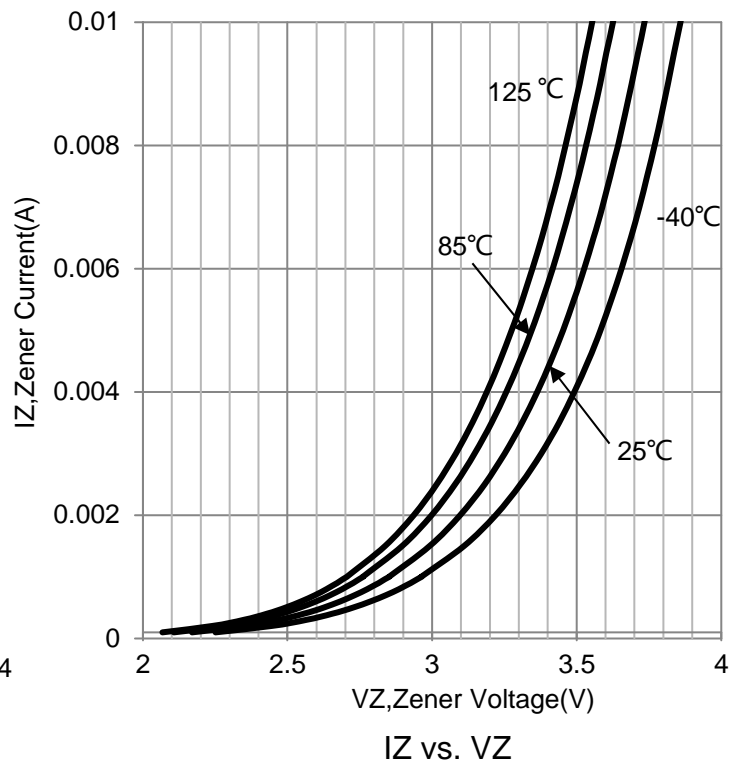
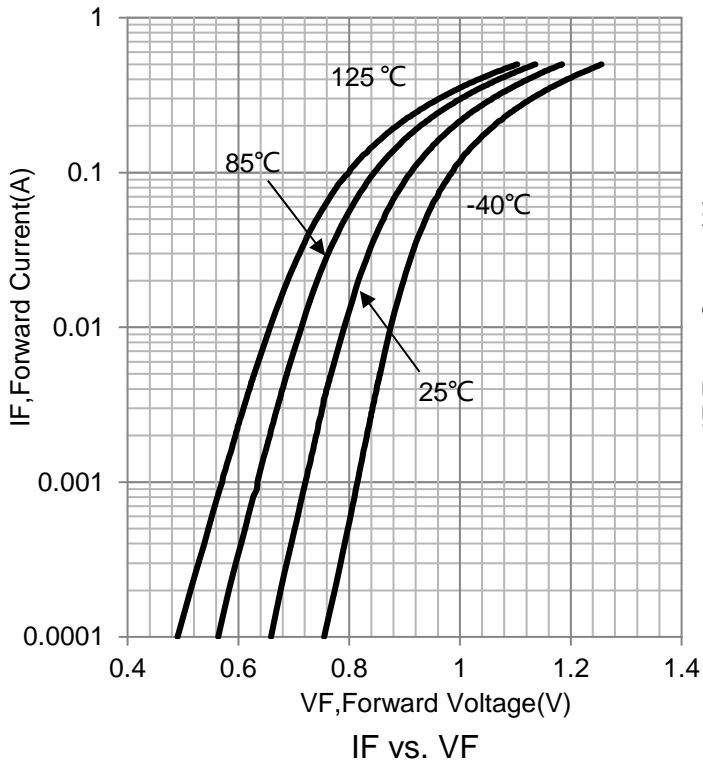
4. ELECTRICAL CHARACTERISTICS (Ta= 25°C)

| Characteristic | Symbol | Min. | Typ. | Max. | Unit |
|--|--------|------|------|------|------|
| Zener voltage (IZT=5mA) | VZ | 3.32 | - | 3.53 | V |
| Operating resistance (IZT=5mA) | ZZT | - | - | 120 | Ω |
| Rising operating resistance (IZK=0.5mA) | ZZK | - | - | 1000 | Ω |
| Reverse current (VR=1V) | IR | - | - | 20 | μA |

1. The Zener voltage (Vz) is measured 40ms after power is supplied.

2. The operating resistances (Zz , Zzk) are measured by superimposing a minute alternating current on the regulated current (Iz).

5.ELECTRICAL CHARACTERISTICS CURVES



6. OUTLINE AND DIMENSIONS

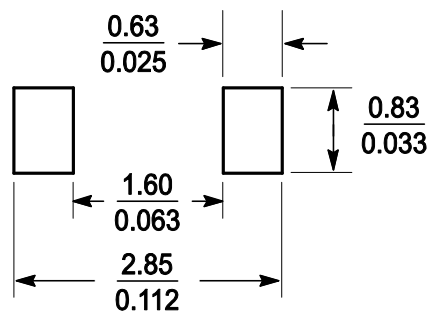
Notes:

1. DIMENSIONING AND TOLERANCING PER ANSI Y14.5M, 1982.
2. CONTROLLING DIMENSION: MILLIMETERS.
3. MAXIMUM LEAD THICKNESS INCLUDES LEAD FINISH. MINIMUM LEAD THICKNESS IS THE MINIMUM THICKNESS OF BASE MATERIAL.
4. DIMENSIONS D AND E DO NOT INCLUDE MOLD FLASH, PROTRUSIONS OR GATE BURRS.



| DIM | MILLIMETERS | | | INCHES | | |
|-----|-------------|------|-------|----------|-------|-------|
| | MIN | NOM | MAX | MIN | NOM | MAX |
| A | 0.8 | 0.9 | 1 | 0.031 | 0.035 | 0.04 |
| A1 | 0 | 0.05 | 0.1 | 0 | 0.002 | 0.004 |
| A3 | 0.15REF | | | 0.006REF | | |
| b | 0.25 | 0.32 | 0.4 | 0.01 | 0.012 | 0.016 |
| C | 0.089 | 0.12 | 0.177 | 0.003 | 0.005 | 0.007 |
| D | 1.6 | 1.7 | 1.8 | 0.062 | 0.066 | 0.07 |
| E | 1.15 | 1.25 | 1.35 | 0.045 | 0.049 | 0.053 |
| L | 0.08 | | | 0.003 | | |
| HE | 2.3 | 2.5 | 2.7 | 0.09 | 0.098 | 0.105 |

7. SOLDERING FOOTPRINT



X-ON Electronics

Largest Supplier of Electrical and Electronic Components

Click to view similar products for [Zener Diodes](#) category:

Click to view products by [Leshan](#) manufacturer:

Other Similar products are found below :

[RKZ13B2KG#P1](#) [DL5234B](#) [EDZTE6113B](#) [1N4682](#) [1N4693](#) [1N4732A](#) [1N4736A](#) [1N4750A](#) [1N4759ARL](#) [1N5241B](#) [1N5365B](#) [1N5369B](#)
[1N747A](#) [1N964B](#) [1N966B](#) [1N968B](#) [1N972B](#) [JANS1N4974US](#) [JANTX1N5907](#) [1N4692](#) [1N4700](#) [1N4702](#) [1N4704](#) [1N4711](#) [1N4714](#)
[1N4745ARL](#) [1N4752ARL](#) [1N4760ARL](#) [1N5221B](#) [1N5242BTR](#) [1N5350B](#) [1N5352B](#) [1N961BRR1](#) [1N964BRL](#) [RKZ5.1BKU#P6](#)
[3SMAJ5946B-TP](#) [3SMAJ5950B-TP](#) [3SMBJ5925B-TP](#) [MMSZ5230BQ-13-F](#) [MMSZ5232BQ-13-F](#) [BZX84C7V5](#) [3SMAJ5945B-TP](#)
[3SMAJ5947B-TP](#) [3SMBJ5941B-TP](#) [DL4732A-T3](#) [DZ2S240M0L](#) [SMAZ27-TP](#) [ZMM5224B-7](#) [RD16UM-T1-A](#) [RD39S-T1-A](#)