

General Purpose Transistors

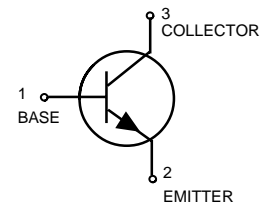
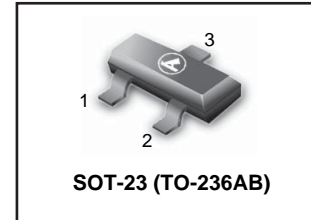
NPN Silicon FEATURE

We declare that the material of product compliance with RoHS requirements.
S- Prefix for Automotive and Other Applications Requiring Unique Site and Control Change Requirements; AEC-Q101 Qualified and PPAP Capable.

L9013PLT1G Series S-L9013PLT1G Series

DEVICE MARKING AND ORDERING INFORMATION

Device	Marking	Shipping
L9013PLT1G S-L9013PLT1G	13P	3000/Tape&Reel
L9013PLT3G S-L9013PLT3G	13P	10000/Tape&Reel
L9013QLT1G S-L9013QLT1G	13Q	3000/Tape&Reel
L9013QLT3G S-L9013QLT3G	13Q	10000/Tape&Reel
L9013RLT1G S-L9013RLT1G	13R	3000/Tape&Reel
L9013RLT3G S-L9013RLT3G	13R	10000/Tape&Reel
L9013SLT1G S-L9013SLT1G	13S	3000/Tape&Reel
L9013SLT3G S-L9013SLT3G	13S	10000/Tape&Reel



MAXIMUM RATINGS

Rating	Symbol	Value	Unit
Collector-Emitter Voltage	V_{CEO}	20	V
Collector-Base Voltage	V_{CBO}	40	V
Emitter-Base Voltage	V_{EBO}	5	V
Collector current-continuoun	I_C	500	mAdc

THERMAL CHARATEERISTICS

Characteristic	Symbol	Max	Unit
Total Device Dissipation FR-5 Board, (1) $T_A=25^{\circ}\text{C}$	P_D	225	mW
Derate above 25°C		1.8	mW/ $^{\circ}\text{C}$
Thermal Resistance, Junction to Ambient	$R_{\theta JA}$	556	$^{\circ}\text{C}/\text{W}$
Total Device Dissipation Alumina Substrate, (2) $T_A=25^{\circ}\text{C}$	P_D	300	mW
Derate above 25°C		2.4	mW/ $^{\circ}\text{C}$
Thermal Resistance, Junction to Ambient	$R_{\theta JA}$	417	$^{\circ}\text{C}/\text{W}$
Junction and Storage Temperature	T_j, T_{stg}	-55 to +150	$^{\circ}\text{C}$

1. FR-5 = 1.0 x 0.75 x 0.062 in.

2. Alumina = 0.4 x 0.3 x 0.024 in. 99.5% alumina.

ELECTRICAL CHARACTERISTICS ($T_A=25^{\circ}\text{C}$ unless otherwise noted)

Characteristic	Symbol	Min	Typ	Max	Unit
----------------	--------	-----	-----	-----	------

OFF CHARACTERISTICS

Collector-Emitter Breakdown Voltage ($I_C=1.0\text{mA}$)	$V_{(BR)CEO}$	20	-	-	V
Emitter-Base Breakdown Voltage ($I_E=100\mu\text{A}$)	$V_{(BR)EBO}$	5	-	-	V
Collector-Base Breakdown Voltage ($I_C=100\mu\text{A}$)	$V_{(BR)CBO}$	40	-	-	V
Collector Cutoff Current ($V_{CB}=35\text{V}$)	I_{CBO}	-	-	150	nA
Emitter Cutoff Current ($V_{EB}=4\text{V}$)	I_{EBO}			150	nA

L9013PLT1G Series
S-L9013PLT1G Series

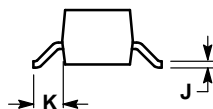
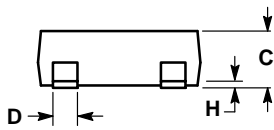
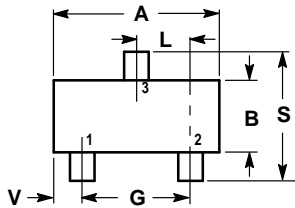
ON CHARACTERISTICS

DC Current Gain ($I_c=50mA, V_{CE}=1V$)	H_{fe}	100	-	600	
Collector-Emitter Saturation Voltage ($I_c=500mA, I_b=50mA$)	$V_{CE(S)}$	-	-	0.6	V

NOTE:

*	P	Q	R	S
H_{FE}	100~200	150~300	200~400	300~600

SOT-23 (TO-236AB)

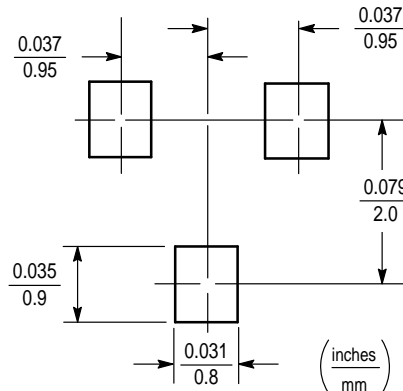


NOTES:

- CONTROLLING DIMENSION: MILLIMETERS
- LEAD THICKNESS SPECIFIED PER L / F DRAWING WITH SOLDER PLATING.

DIM	INCHES		MILLIMETERS	
	MIN	MAX	MIN	MAX
A	0.1102	0.1197	2.80	3.04
B	0.0472	0.0551	1.20	1.40
C	0.0350	0.0440	0.89	1.11
D	0.0150	0.0200	0.37	0.50
G	0.0701	0.0807	1.78	2.04
H	0.0005	0.0040	0.013	0.100
J	0.0034	0.0070	0.085	0.177
K	0.0180	0.0236	0.45	0.60
L	0.0350	0.0401	0.89	1.02
S	0.0830	0.0984	2.10	2.50
V	0.0177	0.0236	0.45	0.60

- PIN 1. BASE
- EMITTER
- COLLECTOR



X-ON Electronics

Largest Supplier of Electrical and Electronic Components

Click to view similar products for [Bipolar Transistors - BJT category](#):

Click to view products by [Leshan manufacturer](#):

Other Similar products are found below :

[BC559C](#) [MCH4017-TL-H](#) [MMBT-2369-TR](#) [BC546/116](#) [NJVMJD148T4G](#) [NTE16](#) [NTE195A](#) [IMX9T110](#) [2N4401-A](#) [2N6728](#) [2SA1419T-TD-H](#) [2SA2126-E](#) [2SB1204S-TL-E](#) [FMC5AT148](#) [2N2369ADCSM](#) [2N2907A](#) [2N3904-NS](#) [2N5769](#) [2SC4618TLN](#) [CPH6501-TL-E](#) [MCH4021-TL-E](#) [US6T6TR](#) [BAX18/A52R](#) [BC556/112](#) [IMZ2AT108](#) [MMST8098T146](#) [UMX21NTR](#) [MCH6102-TL-E](#) [TTA1452B,S4X\(S](#) [2N3879](#) [NTE13](#) [NTE282](#) [NTE323](#) [NTE350](#) [NTE81](#) [JANTX2N2920L](#) [JANTX2N3735](#) [JANSR2N2222AUB](#) [CMLT3946EG TR](#) [SNSS40600CF8T1G](#) [2N6987](#) [CMLT3906EG TR](#) [GRP-DATA-JANS2N2907AUB](#) [GRP-DATA-JANS2N2222AUA](#) [MMDT3946FL3-7](#) [2N4240](#) [JANS2N3019](#) [MSB30KH-13](#) [2N2221AUB](#) [2SD1815T-TL-E](#)