

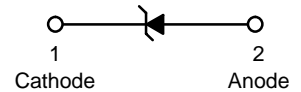
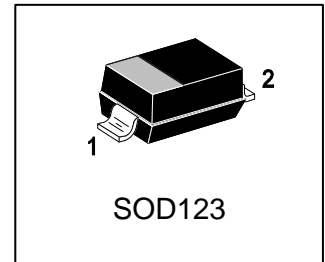
# LBAT46T1G

# S-LBAT46T1G

## Schottky Power Rectifier

### 1. FEATURES

- Very small conduction losses
- Negligible switching losses
- Low forward voltage drop
- Surface mount device
- Lead and Mounting Surface Temperature for Soldering Purposes:  
260°C Max. for 10 Seconds
- We declare that the material of product compliance with  
RoHS requirements and Halogen Free.
- S- prefix for automotive and other applications requiring  
unique site and control change requirements; AEC-Q101  
qualified and PPAP capable.



### 2. DEVICE MARKING AND ORDERING INFORMATION

Device	Marking	Shipping
LBAT46T1G	Z46	3000/Tape&Reel

### 3. MAXIMUM RATINGS(Ta = 25°C)

Parameter	Symbol	Limits	Unit
Repetitive peak reverse voltage	VRRM	100	V
Continuous forward current	IF	150	mA
Surge Non repetitive forward current	IFSM	1	A
Power Dissipation	PD	250	mW
Storage temperature range	Tstg	-55~+150	°C
Maximum operating junction temperature(Note 1)	Tj	150	°C
Maximum soldering temperature(Note 1)	TL	260	°C

1. Pulse test:  $t_p = 380 \mu s$ ,  $\bar{d} < 2\%$

### 4. THERMAL CHARACTERISTICS

Parameter	Symbol	Limits	Unit
Thermal resistance from junction to ambient	R $\theta$ JA	500	°C/W

2. On epoxy printed circuit board with recommended pad layout

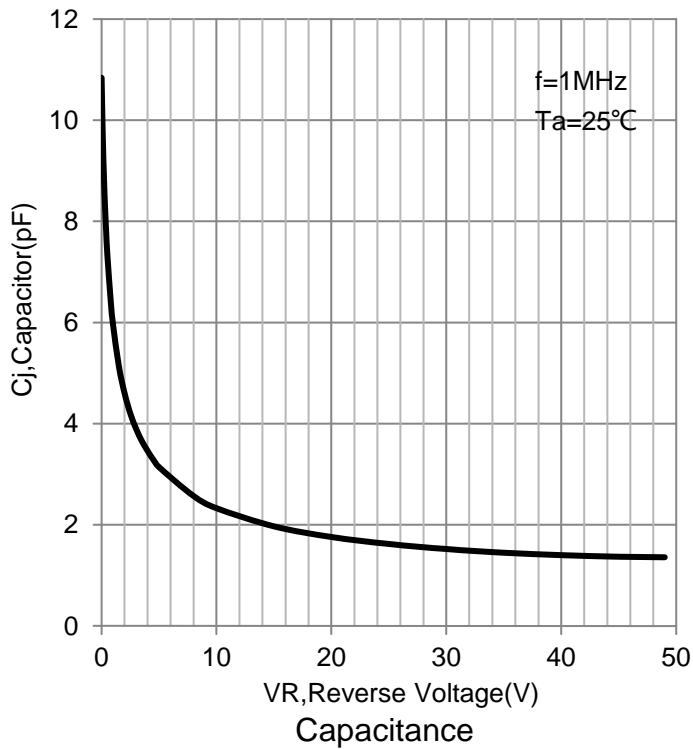
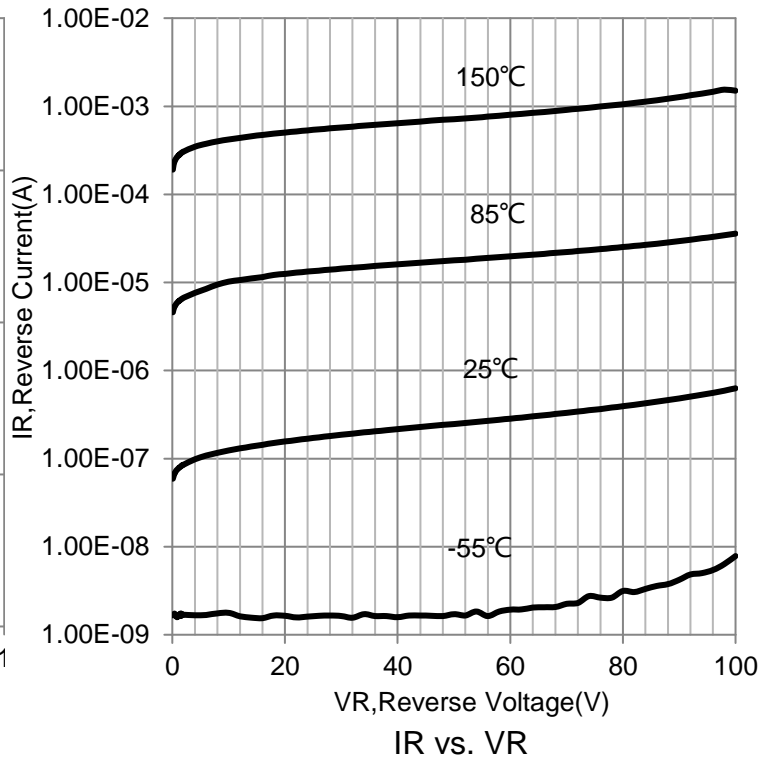
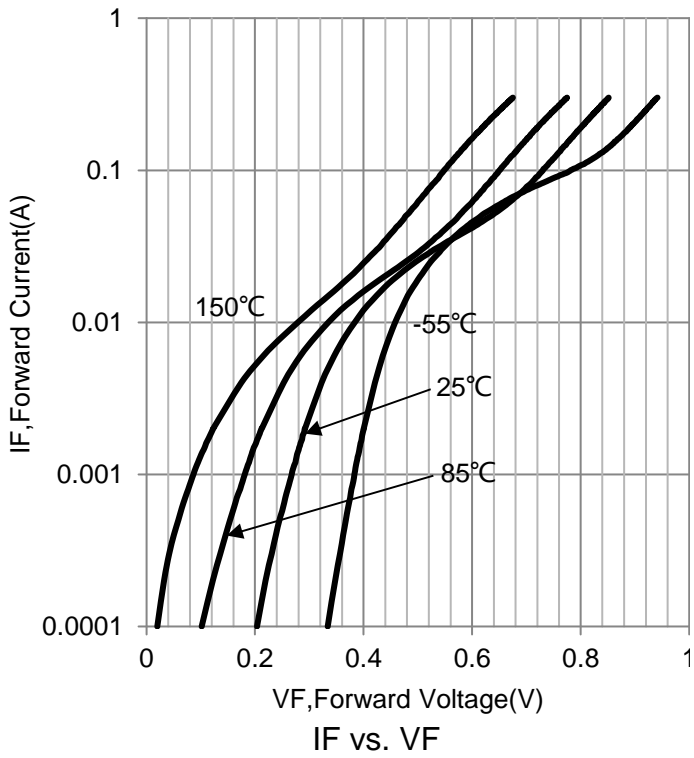
**5. ELECTRICAL CHARACTERISTICS (Ta= 25°C)**

Characteristic	Symbol	Min.	Typ.	Max.	Unit
Reverse Leakage Current(Tj = 25°C) (VR=1.5V)	IR(Note 3)	-	-	0.5	μA
(VR=10V)		-	-	0.8	
(VR=50V)		-	-	2	
(VR=75V)		-	-	5	
Reverse Leakage Current(Tj = 60°C) (VR=1.5V)		-	-	5	
(VR=10V)		-	-	7.5	
(VR=50V)		-	-	15	
(VR=75V)		-	-	20	
Forward Voltage(Tj = 25°C) (IF=0.1mA)	VF	-	-	0.25	V
(IF=10mA)		-	-	0.45	
(IF=250mA)		-	-	1	
Diode Capacitance (VR =0V, f=1.0MHz)	Cd	-	11	-	pF
(VR =1V, f=1.0MHz)		-	6	-	

3. Pulse test: tp = 5 ms, δ &lt; 2 %

4. Pulse test: tp = 380 μs, δ &lt; 2 %

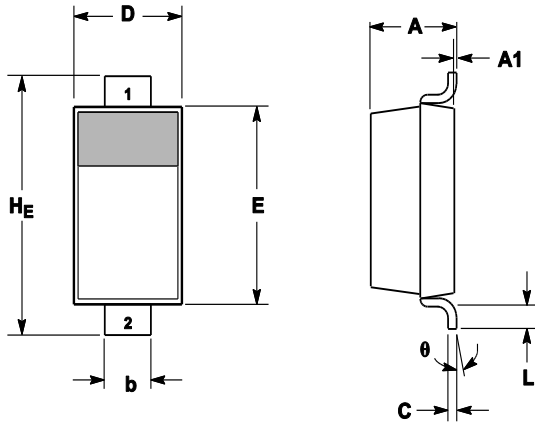
**6.ELECTRICAL CHARACTERISTICS CURVES**



### 7. OUTLINE AND DIMENSIONS

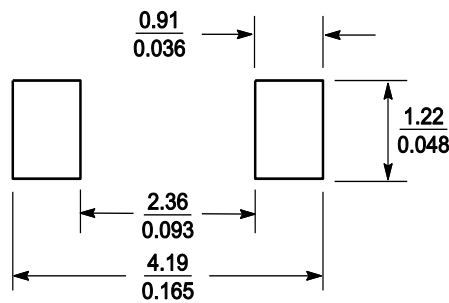
Notes:

1. DIMENSIONING AND TOLERANCING PER ANSI Y14.5M, 1982.
2. CONTROLLING DIMENSION: MILLIMETERS.
3. MAXIMUM LEAD THICKNESS INCLUDES LEAD FINISH. MINIMUM LEAD THICKNESS IS THE MINIMUM THICKNESS OF BASE MATERIAL.
4. DIMENSIONS D AND E DO NOT INCLUDE MOLD FLASH, PROTRUSIONS OR GATE BURRS.



DIM	MILLIMETERS			INCHES		
	MIN	NOM	MAX	MIN	NOM	MAX
A	0.94	1.17	1.35	0.037	0.046	0.053
A1	0.00	0.05	0.10	0.000	0.002	0.004
b	0.51	0.61	0.71	0.020	0.024	0.028
c	---	---	0.15	---	---	0.006
D	1.40	1.60	1.80	0.055	0.063	0.071
E	2.54	2.69	2.84	0.100	0.106	0.112
HE	3.56	3.68	3.86	0.140	0.145	0.152
L	0.25	---	---	0.010	---	---
theta	0°	---	10°	0°	---	10°

### 8. SOLDERING FOOTPRINT



SCALE 10:1 (mm/inches)

## X-ON Electronics

Largest Supplier of Electrical and Electronic Components

*Click to view similar products for [Schottky Diodes & Rectifiers](#) category:*

*Click to view products by [Leshan](#) manufacturer:*

Other Similar products are found below :

[MA4E2039](#) [MA4E2508M-1112](#) [MBR0530L-TP](#) [MBR10100CT-BP](#) [MBR1545CT](#) [MMBD301M3T5G](#) [RB160M-50TR](#)

[BAS16E6433HTMA1](#) [BAS 3010S-02LRH E6327](#) [BAT 54-02LRH E6327](#) [IDL02G65C5XUMA1](#) [NSR05F40QNXT5G](#) [NSVR05F40NXT5G](#)

[NTE555](#) [JANS1N6640](#) [SB07-03C-TB-H](#) [SB1003M3-TL-W](#) [SBM30-03-TR-E](#) [SBS818-TL-E](#) [SK310-T](#) [SK33A-TP](#) [SK34B-TP](#) [SS3003CH-](#)

[TL-E](#) [PDS3100Q-7](#) [GA01SHT18](#) [CRS10I30A\(TE85L,QM](#) [MA4E2501L-1290](#) [MBRA140TRPBF](#) [MBRB30H30CT-1G](#) [JANTX1N5712-1](#)

[SB007-03C-TB-E](#) [SK33B-TP](#) [SK35A-TP](#) [SK38B-LTP](#) [NTE505](#) [NTSB30U100CT-1G](#) [VS-6CWQ10FNHM3](#) [CRG04\(T5L,TEMQ\)](#)

[ACDBA1100LR-HF](#) [ACDBA1200-HF](#) [ACDBA240-HF](#) [ACDBA3100-HF](#) [CDBQC0530L-HF](#) [ACDBA260LR-HF](#) [ACDBA1100-HF](#)

[MA4E2502L-1246](#) [10BQ015-M3/5BT](#) [10BQ060-M3/5BT](#) [NRVB130LSFT1G](#) [CRS08TE85LQM](#)