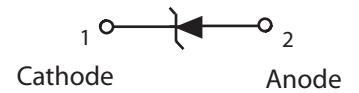
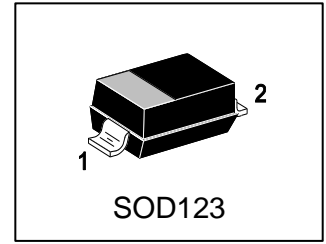


LBZT52C43T1G

S-LBZT52C43T1G

SURFACE MOUNT ZENER DIODE

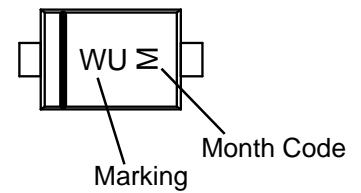


1. FEATURES

- We declare that the material of product compliance with RoHS requirements and Halogen Free.
- S-prefix for automotive and other applications requiring unique site and control change requirements; AEC-Q101 qualified and PPAP capable.
- 500mW power dissipation
- Ideal for surface mounted application

2. DEVICE MARKING AND ORDERING INFORMATION

| Device | Marking | Shipping |
|--------------|---------|----------------|
| LBZT52C43T1G | WU | 3000/Tape&Reel |



3. MAXIMUM RATINGS(Ta = 25°C)

| Parameter | Symbol | Limits | Unit |
|---------------------------|--------|--------|------|
| Forward Voltage @ IF=10mA | VF | 0.9 | V |

4. THERMAL CHARACTERISTICS

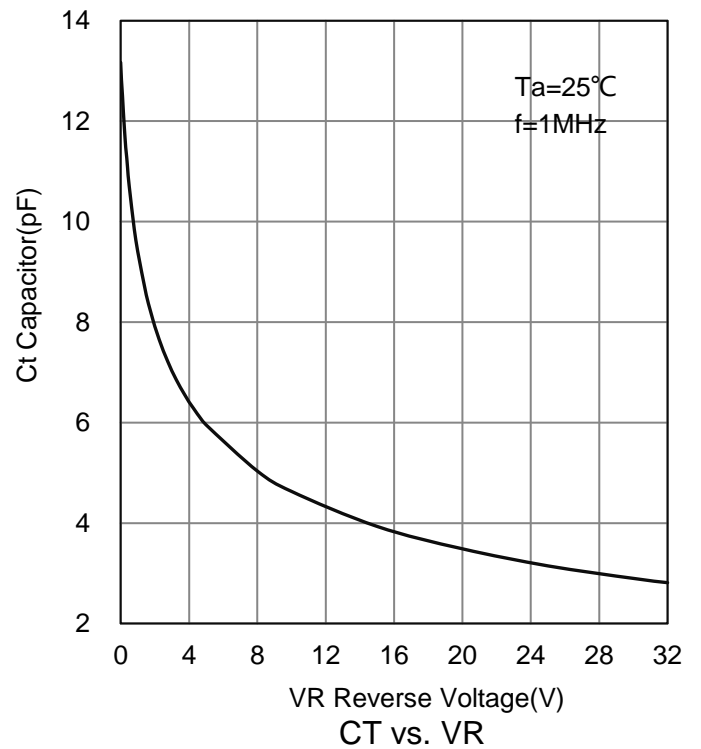
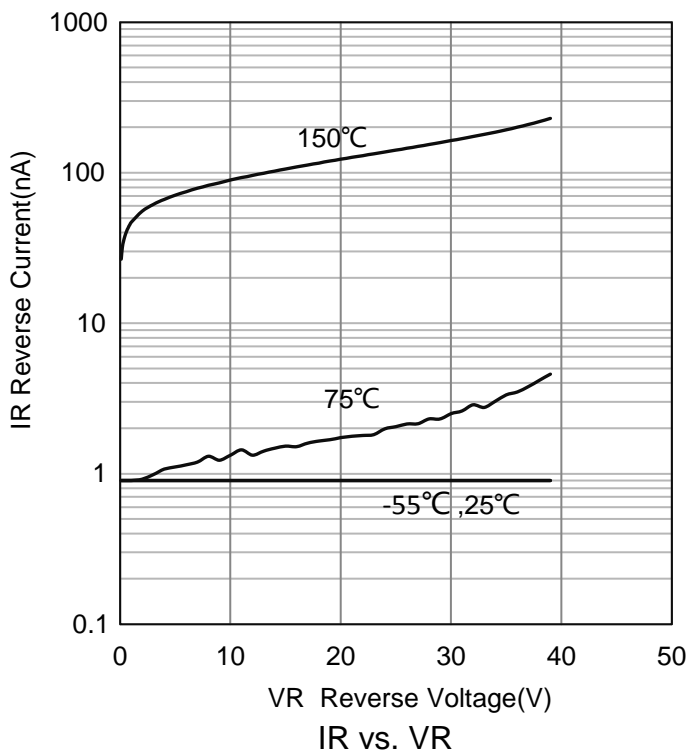
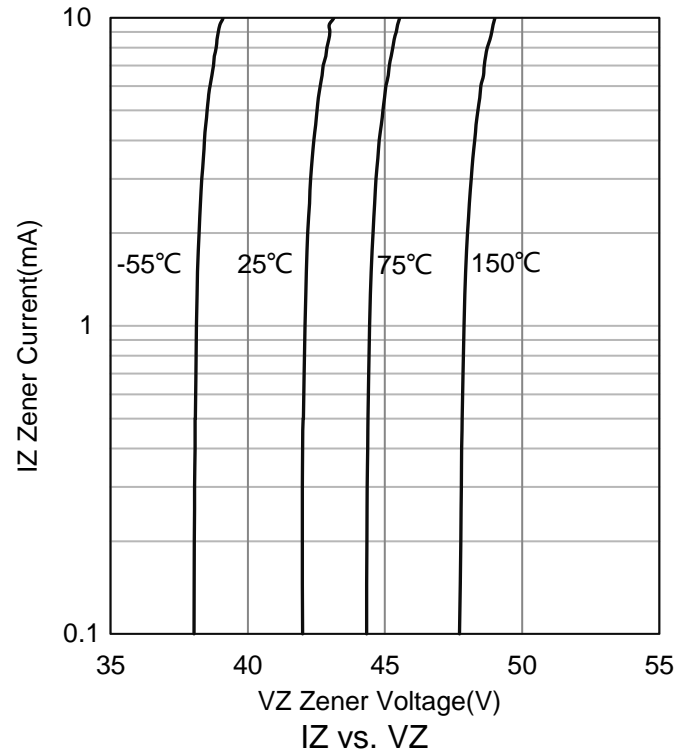
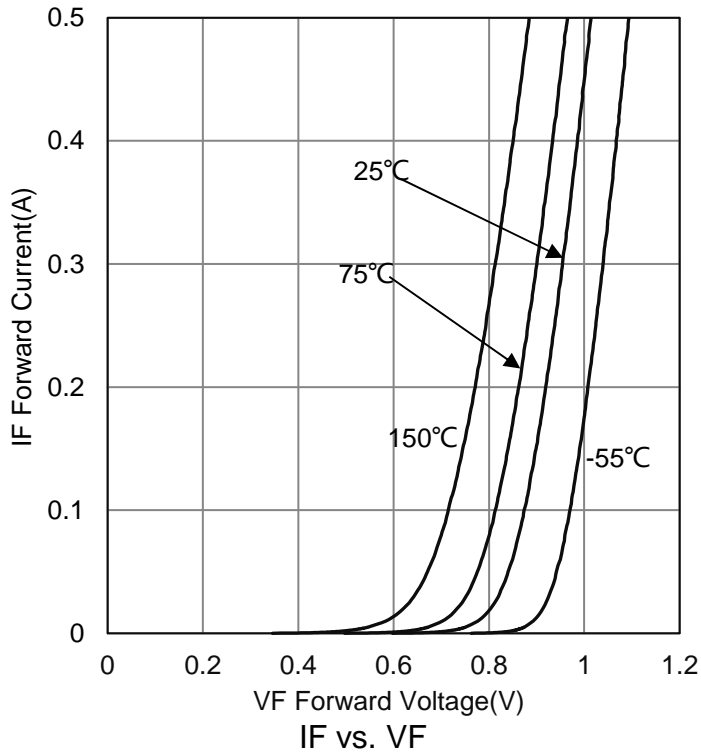
| Parameter | Symbol | Limits | Unit |
|-------------------------------------------------|---------|----------|------|
| Total Power Dissipation on FR-5 Board(Note 1) | PD | 500 | mW |
| Thermal Resistance, Junction to Ambient(Note 1) | RθJA | 305 | °C/W |
| Operating Temperature Range | Top | -55~+125 | °C |
| Junction and Storage temperature | TJ,Tstg | -55~+150 | °C |

1. Device mounted on ceramic PCB; 7.6mm×9.4mm×0.87mm with pad areas 25mm².

5. ELECTRICAL CHARACTERISTICS (Ta= 25°C)

| Characteristic | Symbol | Min. | Typ. | Max. | Unit |
|-------------------------------------------------|--------|------|------|------|-------|
| Zener Voltage (IZT=2mA) | VZ | 40 | 43 | 46 | V |
| Operating Resistance (IZT=2mA) | ZZT | - | - | 100 | Ω |
| Rising Operating Resistance (IZK=1mA) | ZZK | - | - | 700 | Ω |
| Reverse Current (VR=32V) | IR | - | - | 0.1 | μA |
| Maximum Temperature Coefficient of VZ (IZT=5mA) | θVZ | 10 | - | 12 | mV/°C |

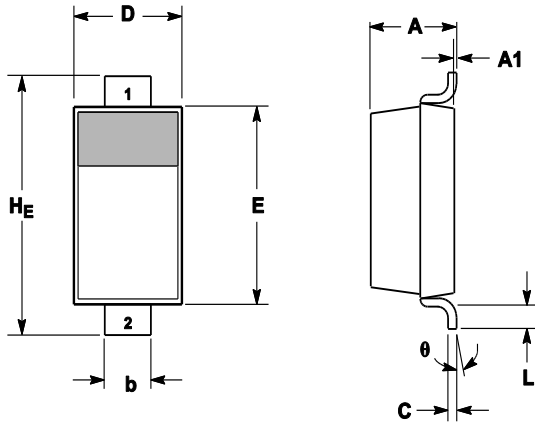
6.ELECTRICAL CHARACTERISTICS CURVES



7. OUTLINE AND DIMENSIONS

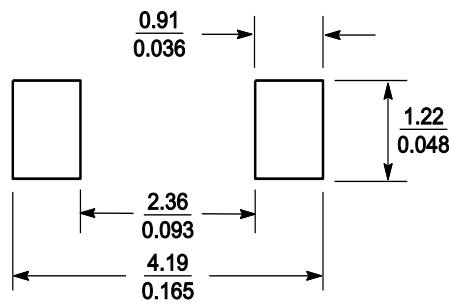
Notes:

1. DIMENSIONING AND TOLERANCING PER ANSI Y14.5M, 1982.
2. CONTROLLING DIMENSION: MILLIMETERS.
3. MAXIMUM LEAD THICKNESS INCLUDES LEAD FINISH. MINIMUM LEAD THICKNESS IS THE MINIMUM THICKNESS OF BASE MATERIAL.
4. DIMENSIONS D AND E DO NOT INCLUDE MOLD FLASH, PROTRUSIONS OR GATE BURRS.



| DIM | MILLIMETERS | | | INCHES | | |
|-----|-------------|------|------|--------|-------|-------|
| | MIN | NOM | MAX | MIN | NOM | MAX |
| A | 0.94 | 1.17 | 1.35 | 0.037 | 0.046 | 0.053 |
| A1 | 0.00 | 0.05 | 0.10 | 0.000 | 0.002 | 0.004 |
| b | 0.51 | 0.61 | 0.71 | 0.020 | 0.024 | 0.028 |
| c | --- | --- | 0.15 | --- | --- | 0.006 |
| D | 1.40 | 1.60 | 1.80 | 0.055 | 0.063 | 0.071 |
| E | 2.54 | 2.69 | 2.84 | 0.100 | 0.106 | 0.112 |
| HE | 3.56 | 3.68 | 3.86 | 0.140 | 0.145 | 0.152 |
| L | 0.25 | --- | --- | 0.010 | --- | --- |
| θ | 0° | --- | 10° | 0° | --- | 10° |

8. SOLDERING FOOTPRINT



SCALE 10:1 (mm/inches)

X-ON Electronics

Largest Supplier of Electrical and Electronic Components

Click to view similar products for [Zener Diodes](#) category:

Click to view products by [Leshan](#) manufacturer:

Other Similar products are found below :

[RKZ13B2KG#P1](#) [DL5234B](#) [1N4682](#) [1N4693](#) [1N4732A](#) [1N4736A](#) [1N4750A](#) [1N4759ARL](#) [1N5241B](#) [1N5365B](#) [1N5369B](#) [1N747A](#)
[1N964B](#) [1N966B](#) [1N968B](#) [1N972B](#) [JANS1N4974US](#) [1N4692](#) [1N4702](#) [1N4704](#) [1N4711](#) [1N4714](#) [1N4745ARL](#) [1N4752ARL](#) [1N4760ARL](#)
[1N5221B](#) [1N5242BTR](#) [1N5350B](#) [1N5352B](#) [1N961BRR1](#) [1N964BRL](#) [RKZ5.1BKU#P6](#) [3SMAJ5946B-TP](#) [3SMAJ5950B-TP](#)
[MMSZ5230BQ-13-F](#) [MMSZ5232BQ-13-F](#) [BZX84C7V5](#) [3SMAJ5945B-TP](#) [3SMAJ5947B-TP](#) [3SMBJ5941B-TP](#) [DZ2S240M0L](#) [SMAZ27-](#)
[TP](#) [ZMM5224B-7](#) [RD16UM-T1-A](#) [RD39S-T1-A](#) [RD10S-T1-A](#) [CDZT2R5.6B](#) [1N4762A G](#) [Z1SMA18](#) [JANTX1N4553B](#)