

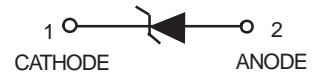
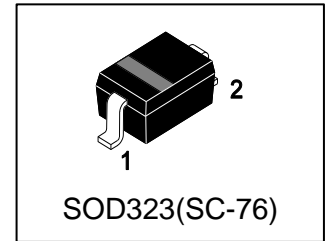
LM3Z18VT1G

S-LM3Z18VT1G

Zener Voltage Regulators
200 mW SOD-323 Surface Mount

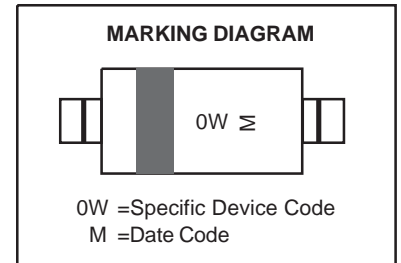
1. FEATURES

- We declare that the material of product compliance with RoHS requirements and Halogen Free.
- S- prefix for automotive and other applications requiring unique site and control change requirements; AEC-Q101 qualified and PPAP capable.
- Steady state power rating of 200 mW
- ESD rating of class 3 per human body model



2. DEVICE MARKING AND ORDERING INFORMATION

Device	Marking	Shipping
LM3Z18VT1G	0W	3000/Tape&Reel
LM3Z18VT3G	0W	10000/Tape&Reel

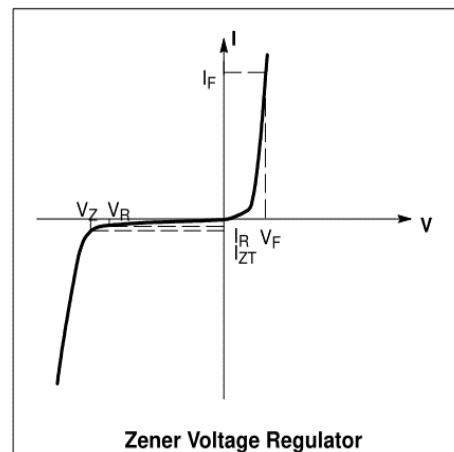


3. THERMAL CHARACTERISTICS

Parameter	Symbol	Limits	Unit
Total Device Dissipation, FR-5 Board (Note 1) @ TA = 25°C Derate above 25°C	PD	200 1.5	mW mW/°C
Thermal Resistance, Junction-to-Ambient	ROJA	635	°C/W
Junction and Storage temperature	TJ, Tstg	-65 ~ +150	°C

4. ELECTRICAL CHARACTERISTICS (Ta= 25 °C) (VF = 0.9 V Max. @ IF = 10 mA for all types)

Symbol	Parameter
VZ	Reverse Zener Voltage @ IZT
IZT	Reverse Current
ZZT	Maximum Zener Impedance @ IZT
IZK	Reverse Current
ZZK	Maximum Zener Impedance @ IZK
IR	Reverse Leakage Current @ VR
VR	Reverse Voltage
IF	Forward Current
VF	Forward Voltage @ IF
θVZ	Maximum Temperature Coefficient of VZ
C	Max. Capacitance @ VR = 0 and f = 1 MHz



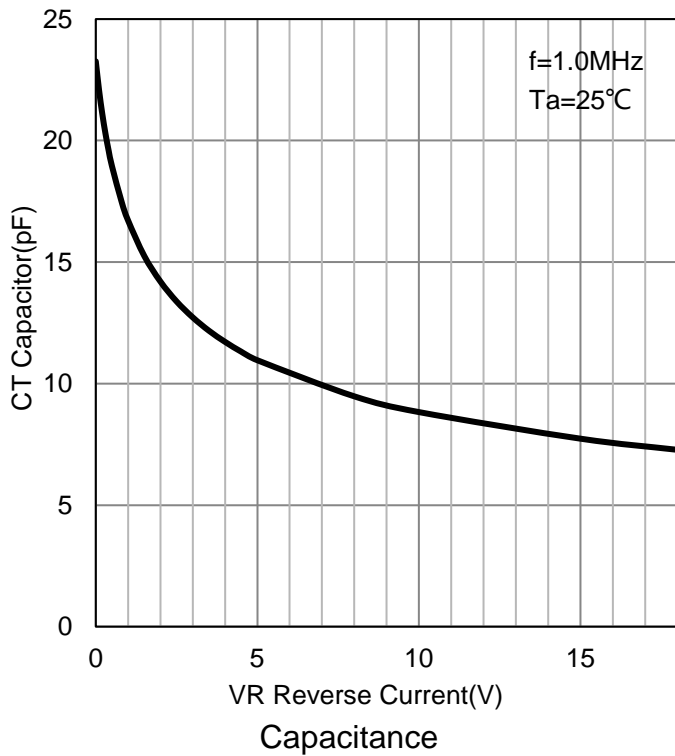
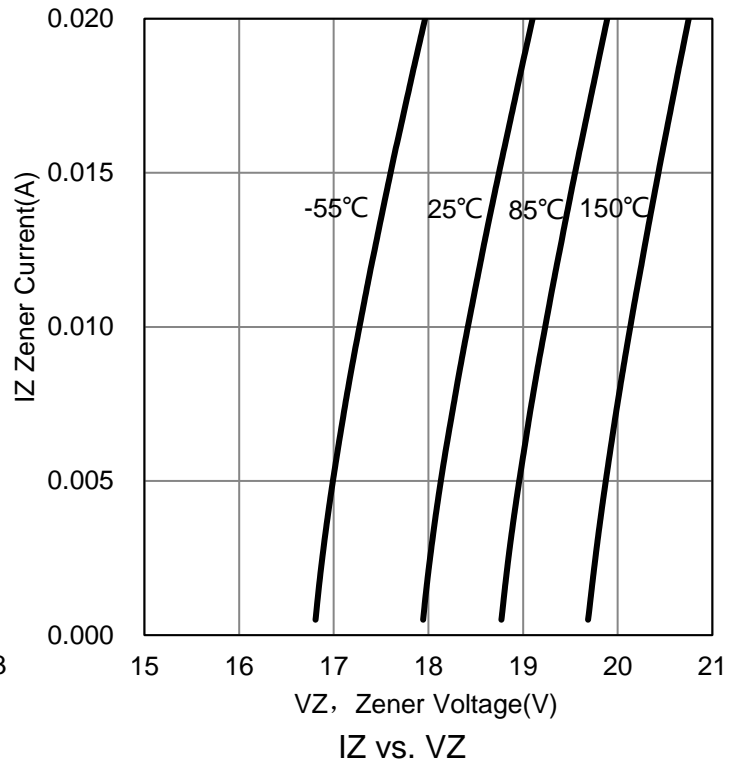
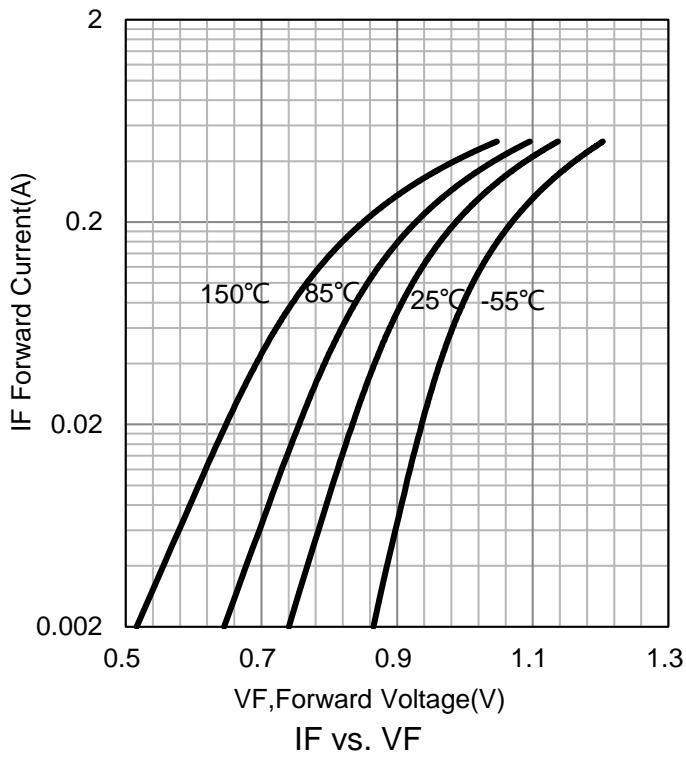
5. ELECTRICAL CHARACTERISTICS (Ta= 25°C)

Characteristic	Symbol	Min.	Typ.	Max.	Unit
Zener voltage (IZT=5mA)	VZ	16.8	18	19.1	V
Operating resistance (IZT=5mA)	ZZT	-	-	45	Ω
Rising operating resistance (IZK=0.5mA)	ZZK	-	-	400	Ω
Reverse current (VR=12.6V)	IR	-	-	0.05	μA
Maximum Temperature Coefficient of VZ (IZT=5mA)	ΘVZ	12.4	-	16	mV/k
Capacitance (VR=0 , f=1 MHz)	C	-	-	100	pF

1. FR-4 Minimum Pad

2. Zener voltage is measured with a pulse test current IZ at an ambient temperature of 25°C.

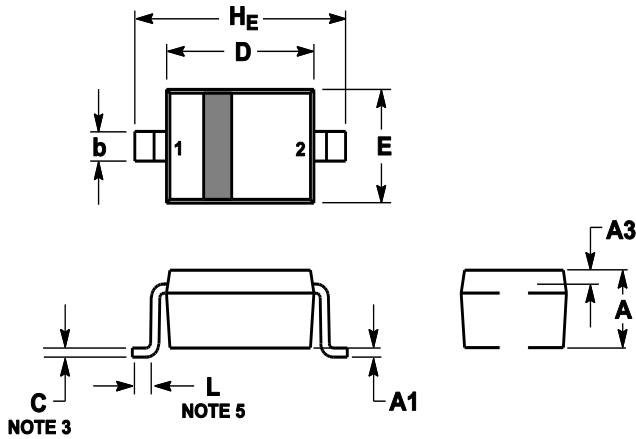
6.ELECTRICAL CHARACTERISTICS CURVES



7. OUTLINE AND DIMENSIONS

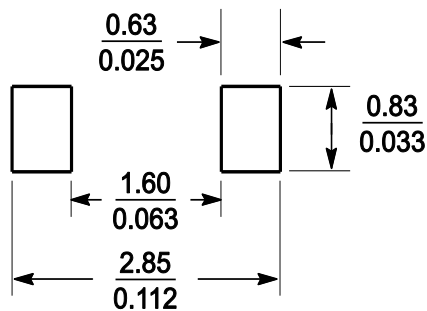
Notes:

1. DIMENSIONING AND TOLERANCING PER ANSI Y14.5M, 1982.
2. CONTROLLING DIMENSION: MILLIMETERS.
3. MAXIMUM LEAD THICKNESS INCLUDES LEAD FINISH. MINIMUM LEAD THICKNESS IS THE MINIMUM THICKNESS OF BASE MATERIAL.
4. DIMENSIONS D AND E DO NOT INCLUDE MOLD FLASH, PROTRUSIONS OR GATE BURRS.



DIM	MILLIMETERS			INCHES		
	MIN	NOM	MAX	MIN	NOM	MAX
A	0.8	0.9	1	0.031	0.035	0.04
A1	0	0.05	0.1	0	0.002	0.004
A3	0.15REF			0.006REF		
b	0.25	0.32	0.4	0.01	0.012	0.016
C	0.089	0.12	0.177	0.003	0.005	0.007
D	1.6	1.7	1.8	0.062	0.066	0.07
E	1.15	1.25	1.35	0.045	0.049	0.053
L	0.08			0.003		
HE	2.3	2.5	2.7	0.09	0.098	0.105

8. SOLDERING FOOTPRINT



X-ON Electronics

Largest Supplier of Electrical and Electronic Components

Click to view similar products for [Zener Diodes](#) category:

Click to view products by [Leshan](#) manufacturer:

Other Similar products are found below :

[RKZ13B2KG#P1](#) [DL5234B](#) [EDZTE6113B](#) [1N4682](#) [1N4693](#) [1N4732A](#) [1N4736A](#) [1N4750A](#) [1N4759ARL](#) [1N5241B](#) [1N5365B](#) [1N5369B](#)
[1N747A](#) [1N964B](#) [1N966B](#) [1N968B](#) [1N972B](#) [JANS1N4974US](#) [JANTX1N5907](#) [1N4692](#) [1N4700](#) [1N4702](#) [1N4704](#) [1N4711](#) [1N4714](#)
[1N4745ARL](#) [1N4752ARL](#) [1N4760ARL](#) [1N5221B](#) [1N5242BTR](#) [1N5350B](#) [1N5352B](#) [1N961BRR1](#) [1N964BRL](#) [RKZ5.1BKU#P6](#)
[3SMAJ5946B-TP](#) [3SMAJ5950B-TP](#) [3SMBJ5925B-TP](#) [MMSZ5230BQ-13-F](#) [MMSZ5232BQ-13-F](#) [BZX84C7V5](#) [3SMAJ5945B-TP](#)
[3SMAJ5947B-TP](#) [3SMBJ5941B-TP](#) [DL4732A-T3](#) [DZ2S240M0L](#) [SMAZ27-TP](#) [ZMM5224B-7](#) [RD16UM-T1-A](#) [RD39S-T1-A](#)