

Zener Voltage Regulators 500 mW SOD-123 Surface Mount

●FEATURES

- 1)500 mW Rating on FR-4 or FR-5 Board
- 2)Package Designed for Optimal Automated Board Assembly
- 3)Small Package Size for High Density Applications
- 4)General Purpose, Medium Current
- 5)ESD Rating of Class 3 (>16 kV) per Human Body Model
- 6)We declare that the material of product compliance with RoHS requirements.
- 7)S- Prefix for Automotive and Other Applications Requiring Unique Site and Control Change Requirements; AEC-Q101 Qualified and PPAP Capable.

●MECHANICAL CHARACTERISTICS:

CASE: Void-free, transfer-molded, thermosetting plastic case
FINISH: Corrosion resistant finish, easily solderable
FLAMMABILITY RATING:UL 94 V-0

●DEVICE MARKING AND RESISTOR VALUES

Device	Marking	Shipping
LMSZ5231BT1G	E1	3000/Tape&Reel
LMSZ5231BT3G	E1	10000/Tape&Reel

●MAXIMUM RATINGS(Ta = 25°C)

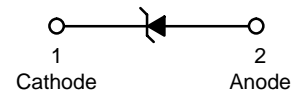
Parameter	Symbol	Limits	Unit
Total Power Dissipation on FR-5 Board, (Note 1) @ TL = 75°C Derated above 75°C	P _D	500 6.7	mW mW/°C
Thermal Resistance, Junction-to-Ambient(Note 2)	R _{θJA}	340	°C/W
Thermal Resistance, Junction-to-Lead(Note 2)	R _{θJL}	150	°C/W
Junction and Storage Temperature Range	T _J ,T _{stg}	-55~+150	°C

1. FR-5 = 3.5 X 1.5 inches, using the minimum recommended footprint.
2. Thermal Resistance measurement obtained via infrared Scan Method.

LMSZ5231BT1G S-LMSZ5231BT1G



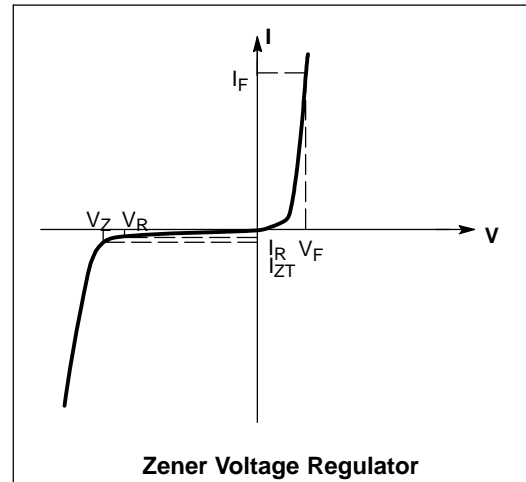
SOD-123



LMSZ5231BT1G,S-LMSZ5231BT1G

ELECTRICAL CHARACTERISTICS ($T_A = 25^\circ\text{C}$ unless otherwise noted, $V_F = 0.9\text{ V Max. @ } I_F = 10\text{ mA}$)

Symbol	Parameter
V_Z	Reverse Zener Voltage @ I_{ZT}
I_{ZT}	Reverse Current
Z_{ZT}	Maximum Zener Impedance @ I_{ZT}
I_{ZK}	Reverse Current
Z_{ZK}	Maximum Zener Impedance @ I_{ZK}
I_R	Reverse Leakage Current @ V_R
V_R	Reverse Voltage
I_F	Forward Current
V_F	Forward Voltage @ I_F



● **ELECTRICAL CHARACTERISTICS** ($T_A = 25^\circ\text{C}$ unless otherwise noted, $V_F = 0.9\text{ V Max. @ } I_F = 10\text{ mA}$)

Device	Zener Voltage (Notes 3 and 4)				Zener Impedance (Note 5)			Leakage Current	
	VZ (Volts)			@ I_{ZT}	ZZT @ I_{ZT}	ZZK @ I_{ZK}		IR @ VR	
	Min	Nom	Max	mA	Ω	Ω	mA	μA	Volts
LMSZ5231BT1G	4.85	5.1	5.36	20	17	1600	0.25	5	2

3. The type numbers shown have a standard tolerance of $\pm 5\%$ on the nominal Zener voltage.

4. Nominal Zener voltage is measured with the device junction in thermal equilibrium at $T_L = 30^\circ\text{C} \pm 1^\circ\text{C}$.

5. Z_{ZT} and Z_{ZK} are measured by dividing the AC voltage drop across the device by the ac current applied.

The specified limits are for $I_{Z(AC)} = 0.1 I_{Z(dc)}$ with the AC frequency = 1 KHz.

LMSZ5231BT1G,S-LMSZ5231BT1G

ELECTRICAL CHARACTERISTICS CURVES

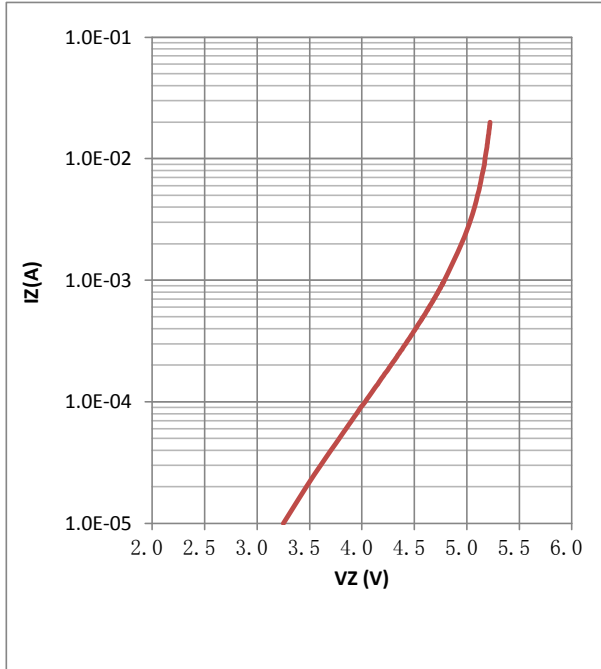


FIG. 1 Zener Voltage vs Zener Current

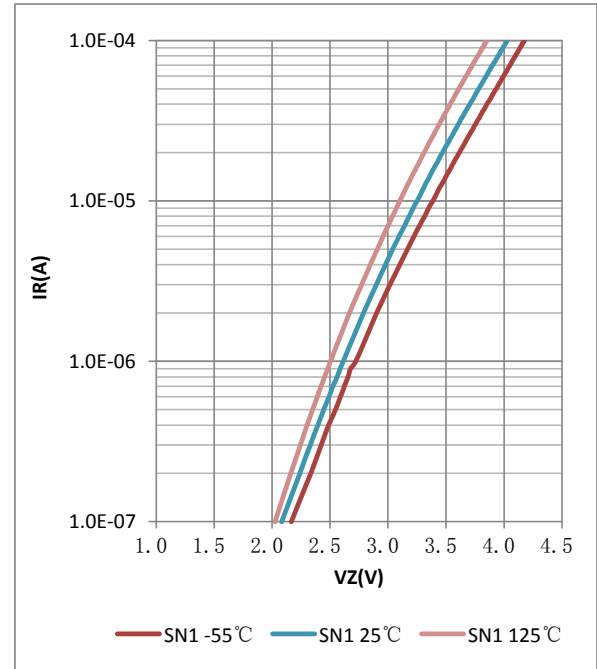
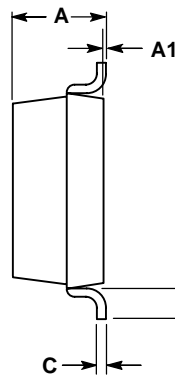
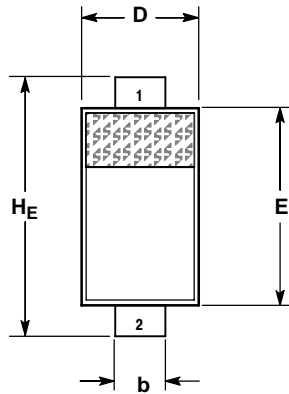


FIG. 2 Typical Leakage Current

LMSZ5231BT1G,S-LMSZ5231BT1G

SOD-123



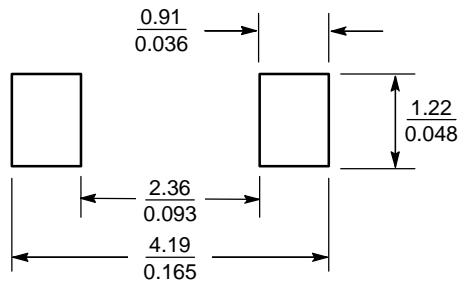
NOTES:

1. DIMENSIONING AND TOLERANCING PER ANSI Y14.5M, 1982.
2. CONTROLLING DIMENSION: INCH.

DIM	MILLIMETERS			INCHES		
	MIN	NOM	MAX	MIN	NOM	MAX
A	0.94	1.17	1.35	0.037	0.046	0.053
A1	0.00	0.05	0.10	0.000	0.002	0.004
b	0.51	0.61	0.71	0.020	0.024	0.028
c	---	---	0.15	---	---	0.006
D	1.40	1.60	1.80	0.055	0.063	0.071
E	2.54	2.69	2.84	0.100	0.106	0.112
H _E	3.56	3.68	3.86	0.140	0.145	0.152
L	0.25	---	---	0.010	---	---

STYLE 1:
PIN 1. CATHODE
2. ANODE

SOLDERING FOOTPRINT*



SCALE 10:1 $\left(\frac{\text{mm}}{\text{inches}}\right)$

X-ON Electronics

Largest Supplier of Electrical and Electronic Components

Click to view similar products for [Zener Diodes](#) category:

Click to view products by [Leshan](#) manufacturer:

Other Similar products are found below :

[MMSZ5245BS-7-F](#) [RKZ13B2KG#P1](#) [RKZ5.6B2KJ#R1](#) [EDZTE6113B](#) [EDZTE6116B](#) [EDZTE616.8B](#) [1N747A](#) [1N966B](#) [NTE5116A](#)
[NTE5121A](#) [NTE5139A](#) [NTE5147A](#) [NTE5152A](#) [NTE5155A](#) [NTE5156A](#) [NTE5164A](#) [JANS1N4974US](#) [SMAJ4764A-TP](#) [RKZ5.1BKU#P6](#)
[3SMAJ5946B-TP](#) [3SMAJ5950B-TP](#) [3SMBJ5920B-TP](#) [3SMBJ5925B-TP](#) [TDZTR24](#) [441774C](#) [MMSZ4678-TP](#) [MMSZ5232BQ-13-F](#)
[BZG04-36](#) [BZG05C9V1-HE3-TR](#) [HZM30NBTR-E](#) [UDZTE-175.1B](#) [3SMAJ5945B-TP](#) [3SMAJ5947B-TP](#) [3SMBJ5941B-TP](#) [DL4746A-TP](#)
[RKZ18B2KK#R1](#) [RKZ10B2KL#R1](#) [RKZ6.8B2KL#R1](#) [RKZ8.2B2KL#R1](#) [DZ2S240M0L](#) [SMAZ27-TP](#) [SMBZ5920B-E3/52](#) [ZMM3.0](#)
[RD16UM-T1-A](#) [RD39S-T1-A](#) [RD9.1S-T1-A](#) [RD10S-T1-A](#) [RD20S-T1-A](#) [RD2.2S-T1-A](#) [RD2.7UM-T1-A](#)