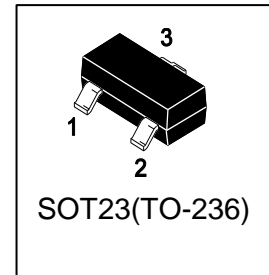


S-LN2308LT1G

60V N-Channel Enhancement-Mode MOSFET

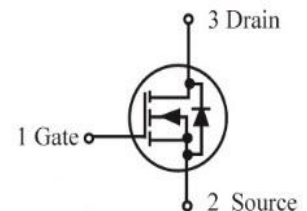


1. FEATURES

- Exceptional on-resistance and maximum DC current capability.
- We declare that the material of product compliance with RoHS requirements and Halogen Free.
- S- prefix for automotive and other applications requiring unique site and control change requirements; AEC-Q101 qualified and PPAP capable.

2. APPLICATIONS

- Power Management in Note book
- Portable Equipment
- Battery Powered System
- Load Switch



3. DEVICE MARKING AND ORDERING INFORMATION

Device	Marking	Shipping
S-LN2308LT1G	N08	3000/Tape&Reel
S-LN2308LT3G	N08	10000/Tape&Reel

4. MAXIMUM RATINGS(Ta = 25°C)

Parameter	Symbol	Limits	Unit
Drain-Source Voltage	VDSS	60	V
Gate-Source Voltage	VGS	±20	V
Continuous Drain Current	ID	TA =25°C	A
		TA =70°C	
Pulsed Drain Current	IDM	8	
Maximum Power Dissipation	PD	TA =25°C	W
		TA =70°C	
Junction and Storage temperature	TJ,Tstg	-55~+150	°C

5. THERMAL CHARACTERISTICS

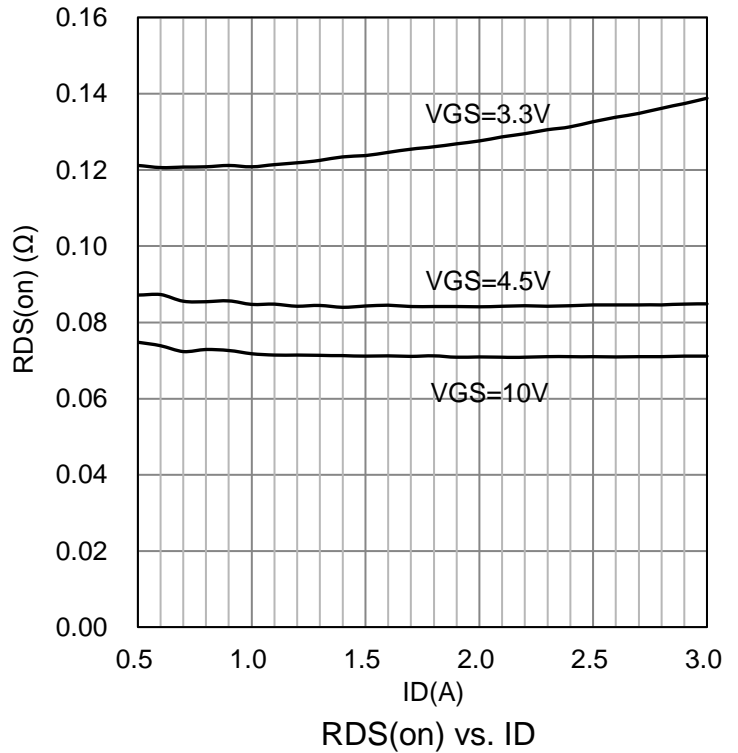
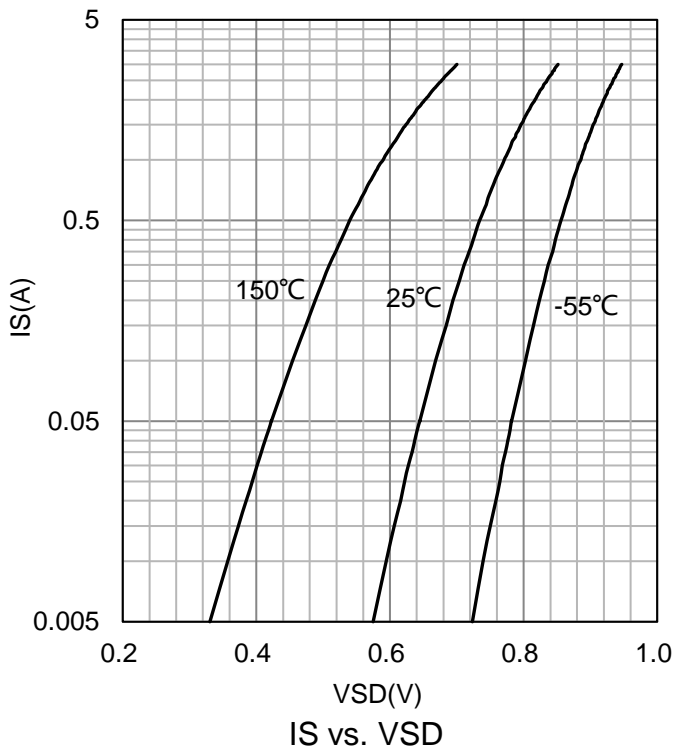
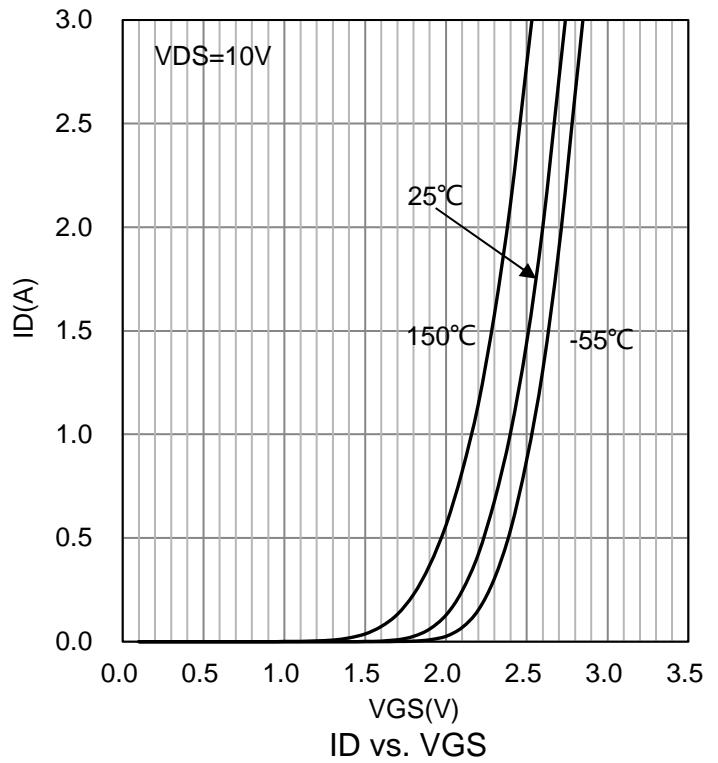
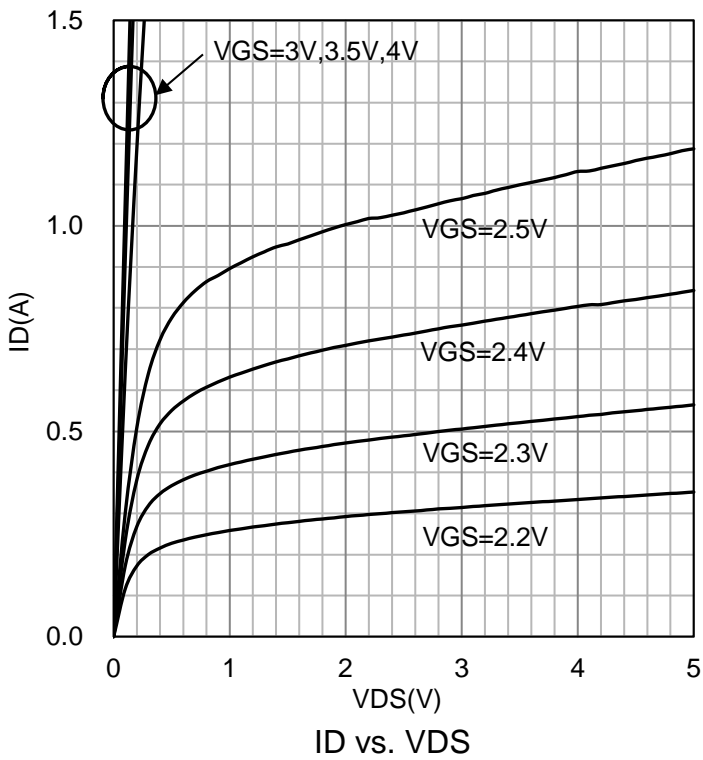
Parameter	Symbol	Limits	Unit
Maximum Junction-to-Ambient(Note 1)	RθJA	T ≤10 sec	°C/W
		Steady State	
Thermal Resistance-Junction to Case	RθJC	120	

1.Surface mounted on "1.5 x 1.5" FR4 board using 1 sq in pad, 2 oz Cu

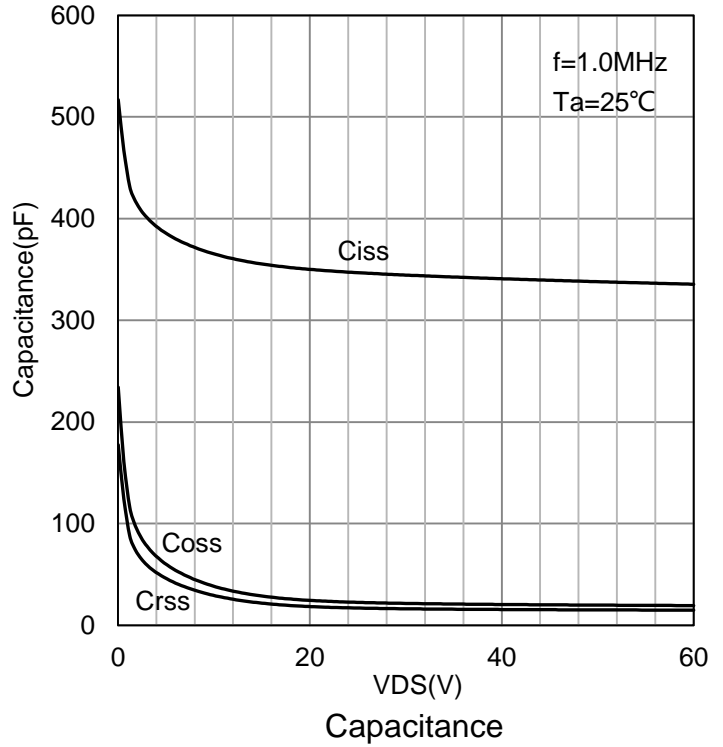
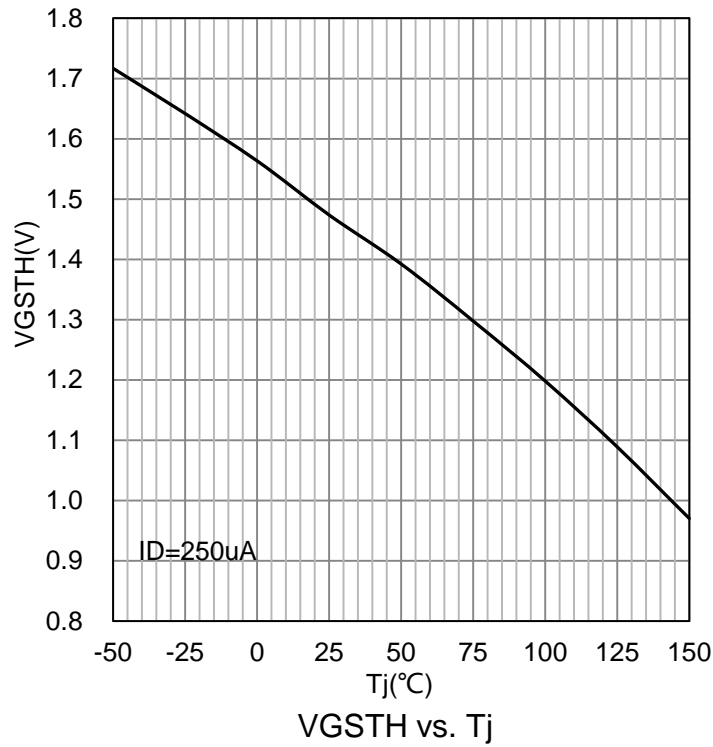
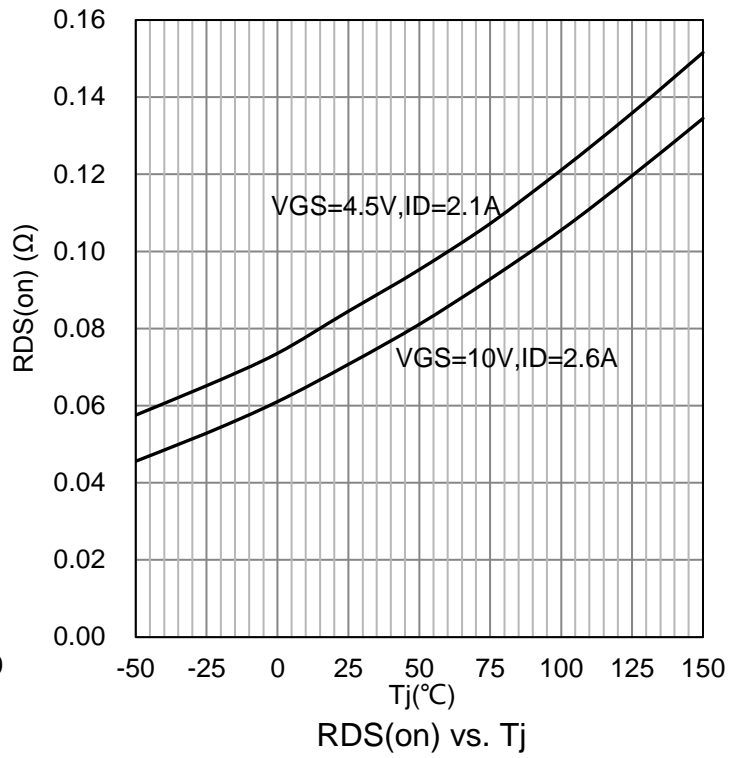
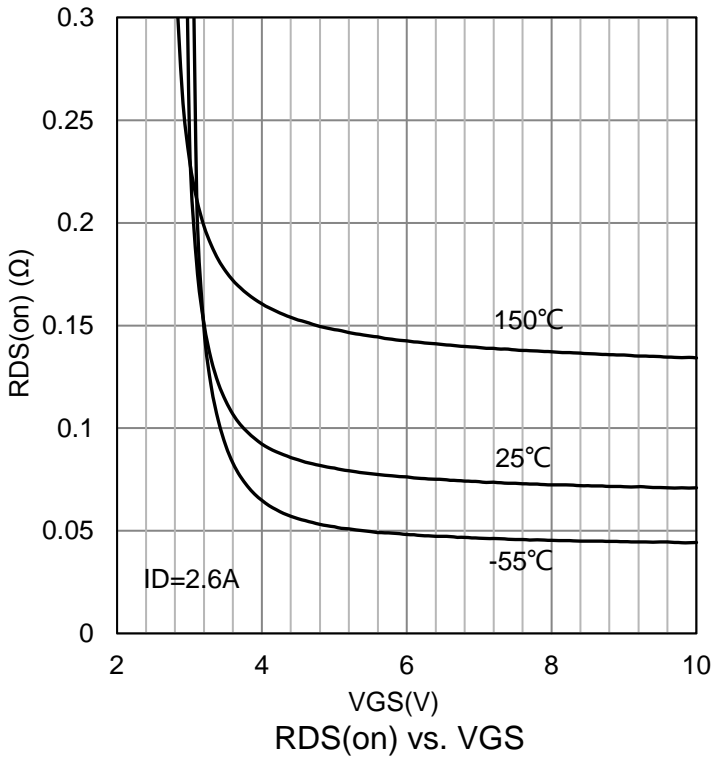
6. ELECTRICAL CHARACTERISTICS (Ta= 25°C)

Characteristic	Symbol	Min.	Typ.	Max.	Unit	
Static						
Drain-Source Breakdown Voltage (VGS = 0, ID = 250μA)	V(BR)DSS	60	-	-	V	
Gate Threshold Voltage (VDS = VGS, ID = 250μA)	VGS(th)	1.0	-	3.0	V	
Gate Body Leakage (VDS =0V, VGS =±20V)	IGSS	-	-	±100	nA	
Zero Gate Voltage Drain Current (VDS =60V, VGS =0V)	IDSS	-	-	1	μA	
Drain-Source On-Resistance (VGS =10V, ID = 2.6A) (VGS =4.5V, ID = 2.1A) (VGS =3.3V, ID = 1.8A)	RDS(on)	-	82 96 139	100 130 200	mΩ	
Diode Forward Voltage (IS =1.0A, VGS =0V)	VSD	-	0.8	1.2	V	
Dynamic						
Total Gate Charge(VGS=10V)	(VDS =30V, ID=2.6A)	Qg	-	6.4	-	nC
Total Gate Charge(VGS=4.5V)		Qg	-	3.5	-	
Gate-Source Charge		Qgs	-	0.9	-	
Gate-Drain Charge		Qgd	-	1.8	-	
Input capacitance	(VDS =30V, VGS =0V, f=1MHz)	Ciss	-	337	-	pF
Output Capacitance		Coss	-	22	-	
Reverse Transfer Capacitance		Crss	-	15.8	-	
Turn-On Delay Time	(VDD =20V, RL =20Ω, ID =1A, VGEN =10V, RG =1Ω)	td(on)	-	3.9	-	ns
Turn-On Rise Time		tr	-	6.9	-	
Turn-Off Delay Time		td(off)	-	13.6	-	
Turn-Off Fall Time		tf	-	2.1	-	
Gate Resistance (VDS =0V, VGS =0V, f=1MHz)	Rg	-	0.7	1.1	Ω	

7.ELECTRICAL CHARACTERISTICS CURVES



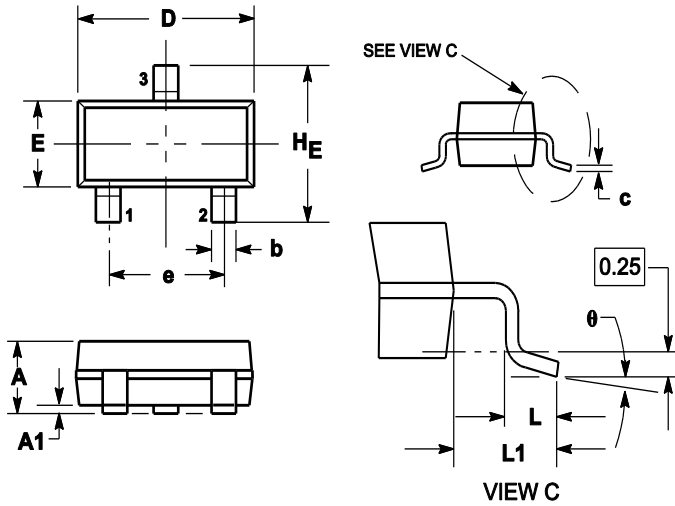
7.ELECTRICAL CHARACTERISTICS CURVES (Con.)



8. OUTLINE AND DIMENSIONS

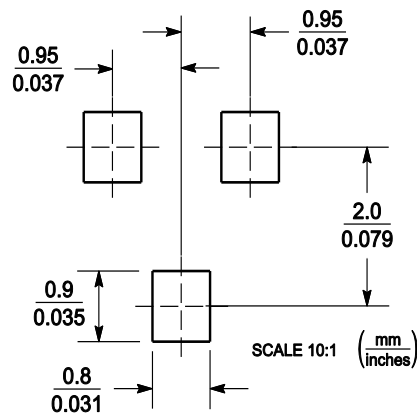
Notes:

1. DIMENSIONING AND TOLERANCING PER ANSI Y14.5M, 1982.
2. CONTROLLING DIMENSION: MILLIMETERS.
3. MAXIMUM LEAD THICKNESS INCLUDES LEAD FINISH. MINIMUM LEAD THICKNESS IS THE MINIMUM THICKNESS OF BASE MATERIAL.
4. DIMENSIONS D AND E DO NOT INCLUDE MOLD FLASH, PROTRUSIONS OR GATE BURRS.



DIM	MILLIMETERS			INCHES		
	MIN	NOM	MAX	MIN	NOM	MAX
A	0.89	1	1.11	0.035	0.04	0.044
A1	0.01	0.06	0.1	0.001	0.002	0.004
b	0.37	0.44	0.5	0.015	0.018	0.02
c	0.09	0.13	0.18	0.003	0.005	0.007
D	2.80	2.9	3.04	0.11	0.114	0.12
E	1.20	1.3	1.4	0.047	0.051	0.055
e	1.78	1.9	2.04	0.07	0.075	0.081
L	0.10	0.2	0.3	0.004	0.008	0.012
L1	0.35	0.54	0.69	0.014	0.021	0.029
HE	2.10	2.4	2.64	0.083	0.094	0.104
theta	0°	---	10°	0°	---	10°

9. SOLDERING FOOTPRINT



DISCLAIMER

- Before you use our Products, you are requested to carefully read this document and fully understand its contents. LRC shall not be in any way responsible or liable for failure, malfunction or accident arising from the use of any LRC's Products against warning, caution or note contained in this document.
- All information contained in this document is current as of the issuing date and subject to change without any prior notice. Before purchasing or using LRC's Products, please confirm the latest information with a LRC sales representative.

X-ON Electronics

Largest Supplier of Electrical and Electronic Components

Click to view similar products for [MOSFET](#) category:

Click to view products by [Leshan](#) manufacturer:

Other Similar products are found below :

[IRFD120](#) [JANTX2N5237](#) [BUK455-60A/B](#) [MIC4420CM-TR](#) [VN1206L](#) [NDP4060](#) [SI4482DY](#) [IPS70R2K0CEAKMA1](#) [SQD23N06-31L-GE3](#)
[TK16J60W,S1VQ\(O](#) [2SK2614\(TE16L1,Q\)](#) [DMN1017UCP3-7](#) [DMN1053UCP4-7](#) [SQJ469EP-T1-GE3](#) [NTE2384](#) [DMC2700UDMQ-7](#)
[DMN2080UCB4-7](#) [DMN61D9UWQ-13](#) [US6M2GTR](#) [DMN31D5UDJ-7](#) [DMP22D4UFO-7B](#) [DMN1006UCA6-7](#) [DMN16M9UCA6-7](#)
[STF5N65M6](#) [IRF40H233XTMA1](#) [STU5N65M6](#) [DMN6022SSD-13](#) [DMN13M9UCA6-7](#) [DMTH10H4M6SPS-13](#) [DMN2990UFB-7B](#)
[IPB80P04P405ATMA2](#) [2N7002W-G](#) [MCAC30N06Y-TP](#) [MCQ7328-TP](#) [NTMC083NP10M5L](#) [BXP7N65D](#) [BXP4N65F](#) [AOL1454G](#)
[WMJ80N60C4](#) [BXP2N20L](#) [BXP2N65D](#) [BXT1150N10J](#) [BXT1700P06M](#) [TSM60NB380CP](#) [ROG](#) [RQ7L055BGTGR](#) [DMNH15H110SK3-13](#)
[SLF10N65ABV2](#) [BSO203SP](#) [BSO211P](#) [IPA60R230P6](#)