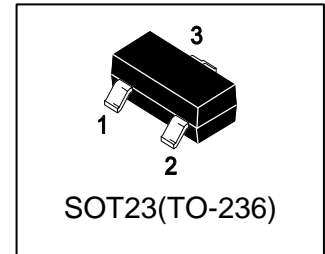


S-LP2309LT1G

P-Channel 60V (D-S) MOSFET

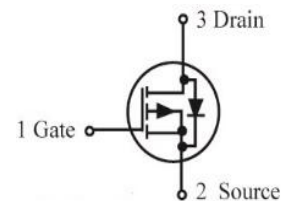
1. FEATURES

- $R_{DS(ON)} \leq 215m\Omega$, $V_{GS}@-10V$.
- $R_{DS(ON)} \leq 260m\Omega$, $V_{GS}@-4.5V$.
- Super high density cell design for extremely low $R_{DS(ON)}$.
- Exceptional on-resistance and maximum DC current capability.
- We declare that the material of product compliance with RoHS requirements and Halogen Free.
- S- prefix for automotive and other applications requiring unique site and control change requirements; AEC-Q101 qualified and PPAP capable.



2. APPLICATIONS

- Power Management in Note book
- Portable Equipment
- Battery Powered System
- DC/DC Converter
- Load Switch
- DSC
- LCD Display inverter



3. DEVICE MARKING AND ORDERING INFORMATION

Device	Marking	Shipping
S-LP2309LT1G	P09	3000/Tape&Reel
S-LP2309LT3G	P09	10000/Tape&Reel

4. MAXIMUM RATINGS($T_a = 25^\circ\text{C}$)

Parameter		Symbol	Limits		Unit
Drain–Source Voltage		VDSS	-60		V
Gate–to–Source Voltage – Continuous		VGS	±20		V
Continuous Drain Current	$T_a=25^\circ\text{C}$	ID	-1.9		A
	$T_a=70^\circ\text{C}$		-1.5		
Pulsed Drain Current		IDM	-7.6		
Maximum Power Dissipation	$T_a=25^\circ\text{C}$	PD	1.4		W
	$T_a=70^\circ\text{C}$		0.9		
Junction Temperature		Tj	150		$^\circ\text{C}$
Storage Temperature Range		Tstg	-55~+150		$^\circ\text{C}$
Thermal Resistance-Junction to Ambient(Note 1)		RθJA	t ≤ 10s	170	$^\circ\text{C}/\text{W}$
			Steady State	225	
Thermal Resistance-Junction to Case(Note 1)		RθJC	90		

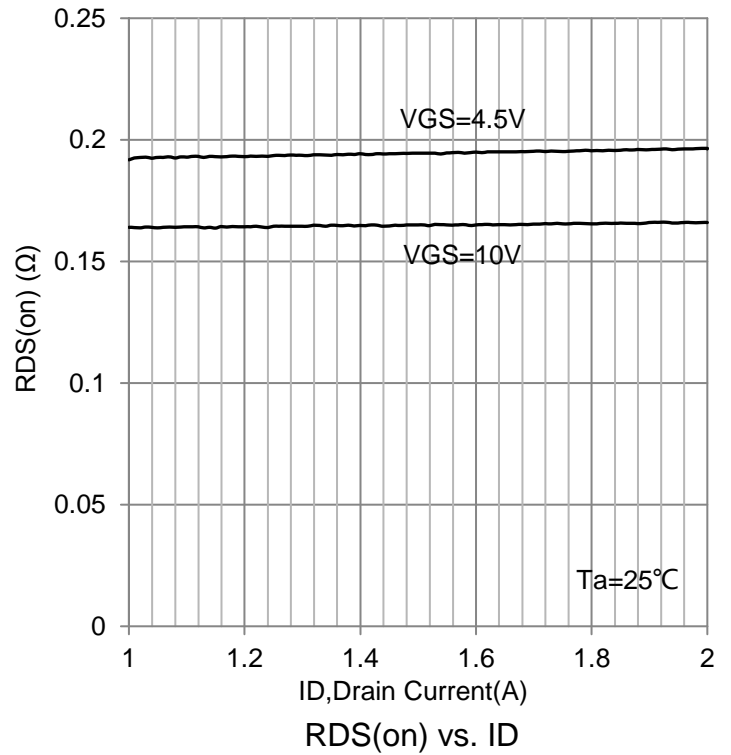
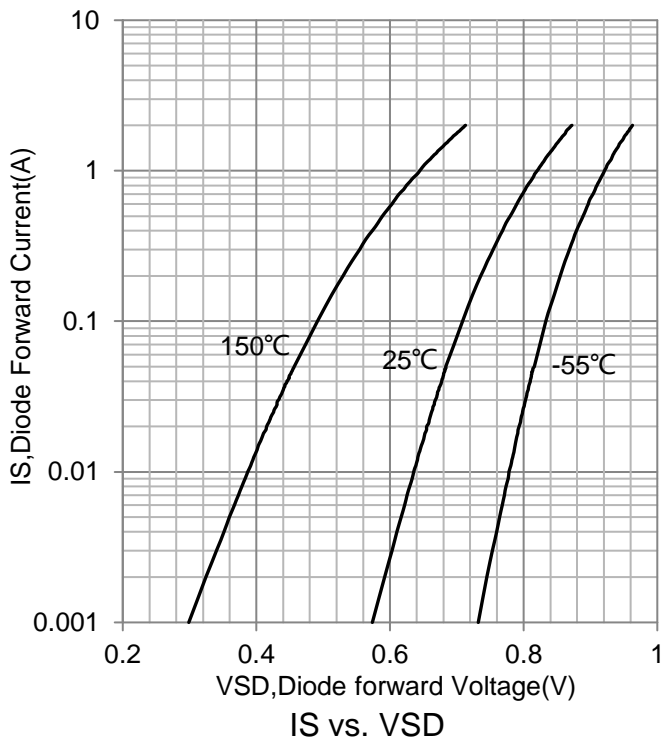
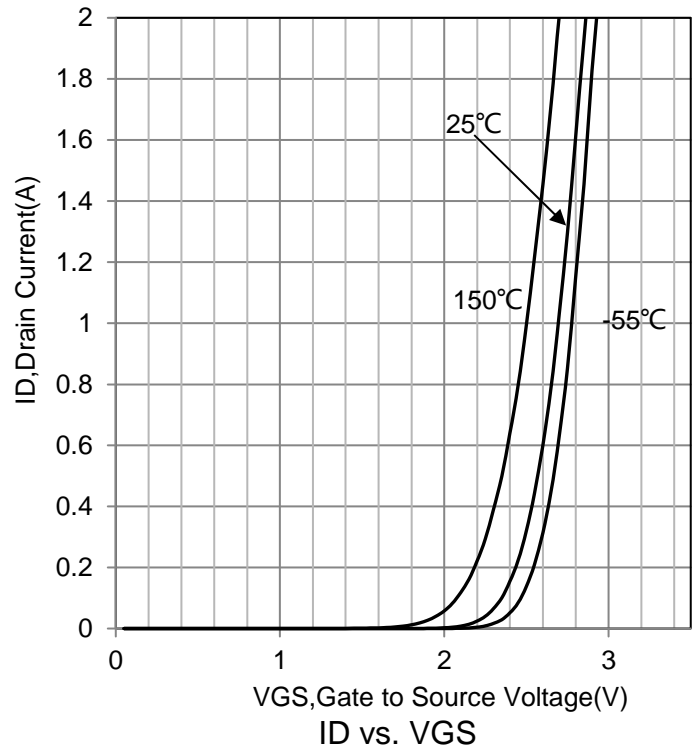
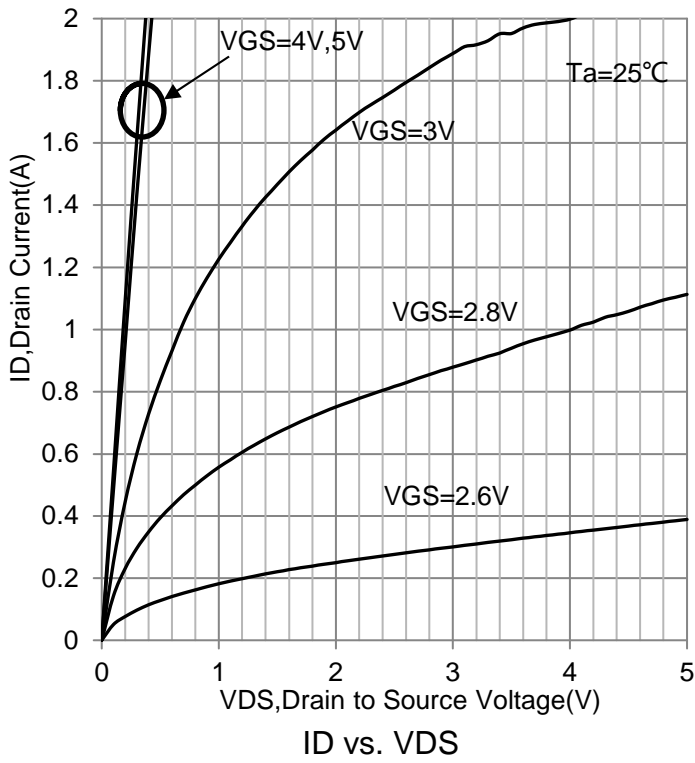
1.The device mounted on 1in² FR4 board with 2 oz copper

5. ELECTRICAL CHARACTERISTICS (Ta= 25°C)

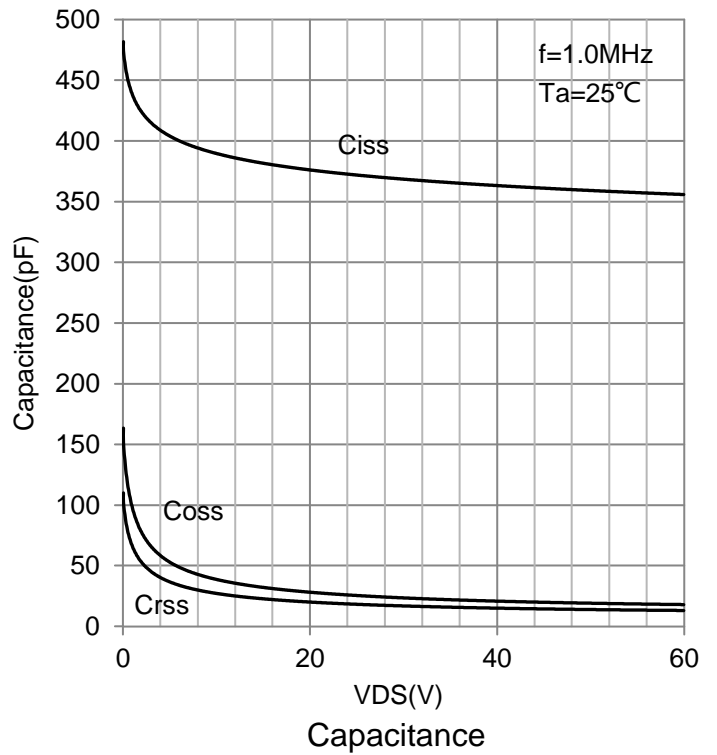
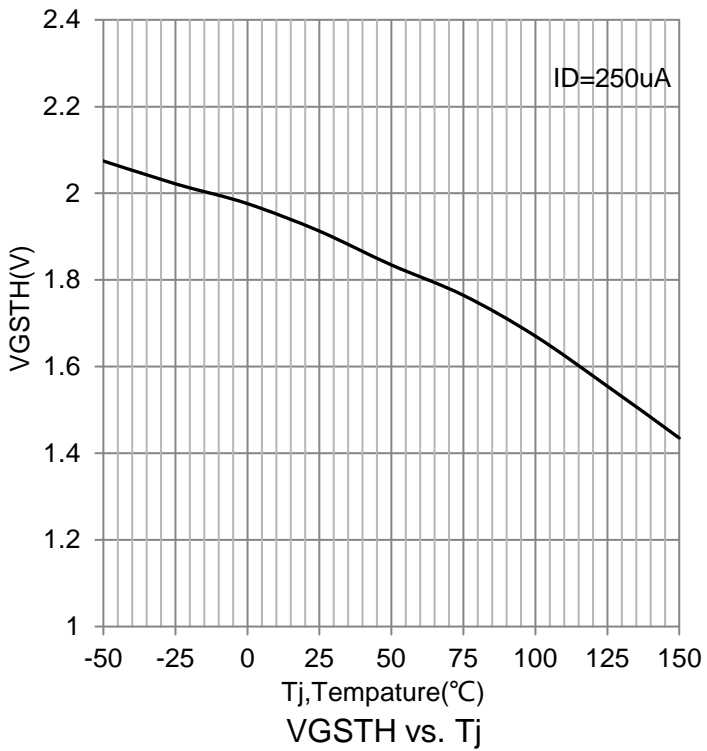
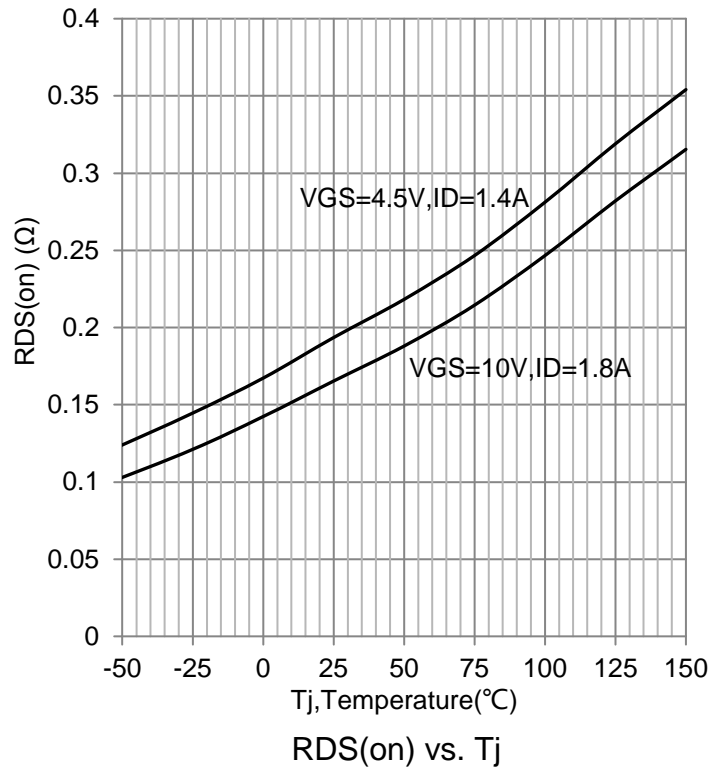
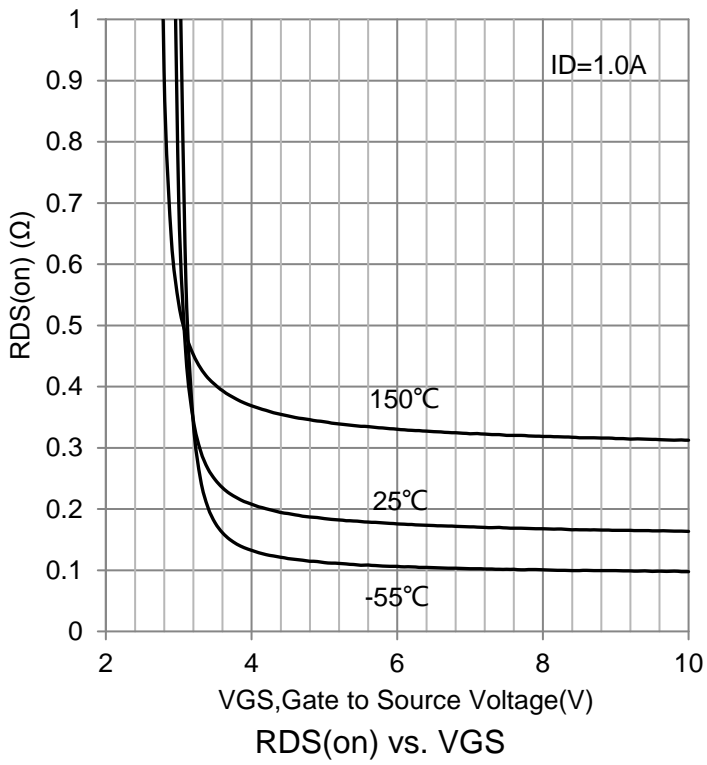
Characteristic	Symbol	Min.	Typ.	Max.	Unit
STATIC					
Drain–Source Breakdown Voltage (VGS = 0, ID = -250μA)	VBRDSS	-60	-	-	V
Gate Threshold Voltage (VDS = VGS, ID = -250μA)	VGS(th)	-1	-	-3	V
Gate Leakage Current (VDS = 0V, VGS = ±20V)	IGSS	-	-	±100	nA
Zero Gate Voltage Drain Current (VGS = 0V, VDS = -60 V)	IDSS	-	-	-10	μA
Static Drain–Source On–State Resistance (VGS = -10 V, ID = -1.8 A) (VGS = -4.5 V, ID = -1.4 A)	RDS(on)	-	170 200	215 260	mΩ
Forward Voltage (VGS = 0 V, IS = -1.2 A)	VSD	-	-	-1.2	V
DYNAMIC					
Total Gate Charge (VGS = -4.5 V, ID = -1A, VDS = -48 V)	Qg	-	4.06	-	nC
Gate-Source Charge (VGS = -4.5 V, ID = -1A, VDS = -48 V)	Qgs	-	1.04	-	
Gate-Drain Charge (VGS = -4.5 V, ID = -1A, VDS = -48 V)	Qgd	-	2.1	-	
Input Capacitance (VGS = 0 V, f = 1.0MHz, VDS = -30 V)	Ciss	-	373	-	pF
Output Capacitance (VGS = 0 V, f = 1.0MHz, VDS = -30 V)	Coss	-	24.2	-	
Reverse Transfer Capacitance (VGS = 0 V, f = 1.0MHz, VDS = -30 V)	Crss	-	17.4	-	
Turn-On Delay Time	(VDS = -30V, RL = 30Ω ID = -1A, VGS = -10V RG = 3.1Ω)	td(on)	-	3.6	ns
Rise Time		tr	-	3.6	
Turn-Off Delay Time		td(off)	-	16.7	
Fall Time		tf	-	2.9	
Gate-Resistance (VGS = 0 V, VDS = 0V, f = 1MHz)	Rg	-	6.5	-	Ω

2. Pulse Test: Pulse Width ≤ 300 μs, Duty Cycle ≤ 2.0%.

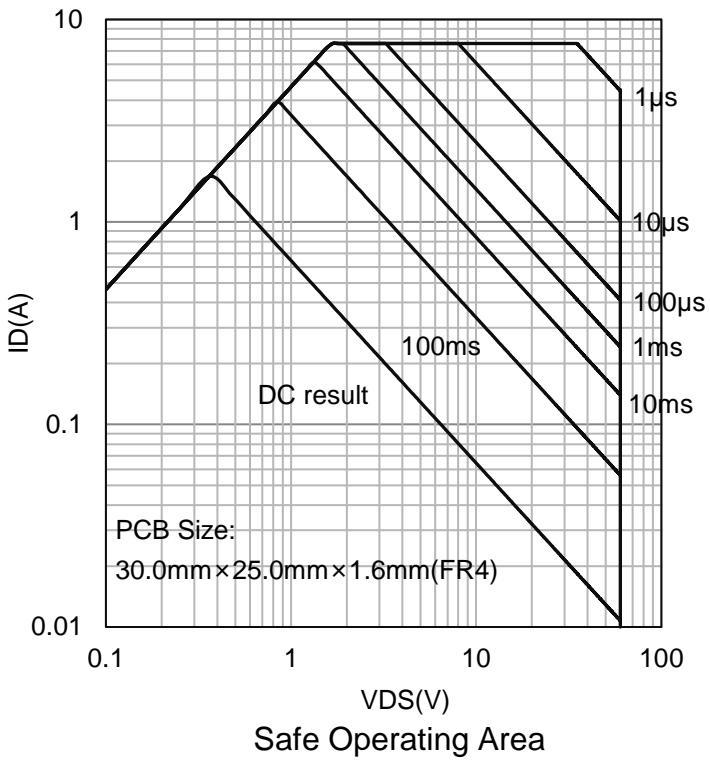
6.ELECTRICAL CHARACTERISTICS CURVES



6.ELECTRICAL CHARACTERISTICS CURVES(Con.)



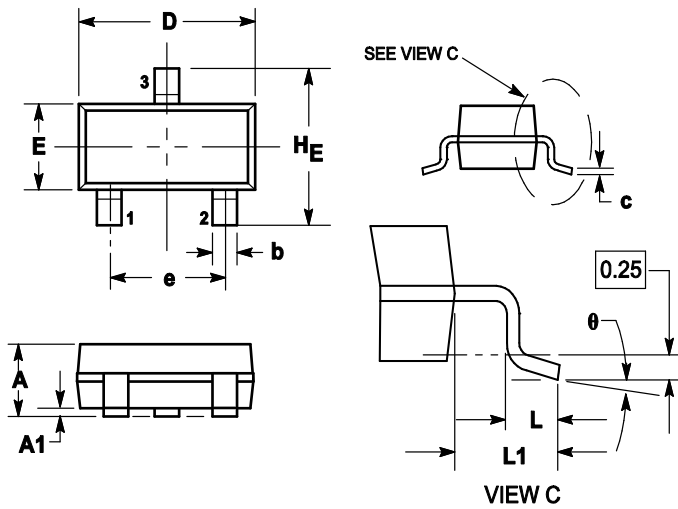
6.ELECTRICAL CHARACTERISTICS CURVES(Con.)



7. OUTLINE AND DIMENSIONS

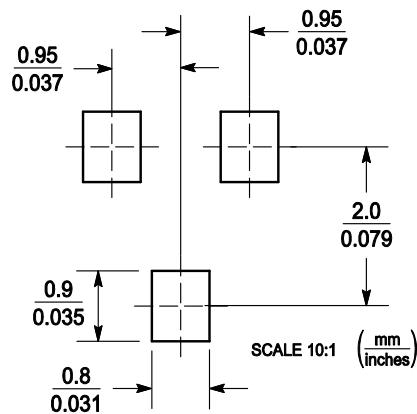
Notes:

1. DIMENSIONING AND TOLERANCING PER ANSI Y14.5M, 1982.
2. CONTROLLING DIMENSION: MILLIMETERS.
3. MAXIMUM LEAD THICKNESS INCLUDES LEAD FINISH. MINIMUM LEAD THICKNESS IS THE MINIMUM THICKNESS OF BASE MATERIAL.
4. DIMENSIONS D AND E DO NOT INCLUDE MOLD FLASH, PROTRUSIONS OR GATE BURRS.



DIM	MILLIMETERS			INCHES		
	MIN	NOM	MAX	MIN	NOM	MAX
A	0.89	1	1.11	0.035	0.04	0.044
A1	0.01	0.06	0.1	0.001	0.002	0.004
b	0.37	0.44	0.5	0.015	0.018	0.02
c	0.09	0.13	0.18	0.003	0.005	0.007
D	2.80	2.9	3.04	0.11	0.114	0.12
E	1.20	1.3	1.4	0.047	0.051	0.055
e	1.78	1.9	2.04	0.07	0.075	0.081
L	0.10	0.2	0.3	0.004	0.008	0.012
L1	0.35	0.54	0.69	0.014	0.021	0.029
HE	2.10	2.4	2.64	0.083	0.094	0.104
θ	0°	---	10°	0°	---	10°

8. SOLDERING FOOTPRINT



X-ON Electronics

Largest Supplier of Electrical and Electronic Components

Click to view similar products for [MOSFET](#) category:

Click to view products by [Leshan](#) manufacturer:

Other Similar products are found below :

[IRFD120](#) [JANTX2N5237](#) [2SK2267\(Q\)](#) [BUK455-60A/B](#) [TK100A10N1,S4X\(S](#) [MIC4420CM-TR](#) [VN1206L](#) [NDP4060](#) [SI4482DY](#)
[IRS2092STRPBF-EL](#) [IPS70R2K0CEAKMA1](#) [TK31J60W5,S1VQ\(O](#) [TK31J60W,S1VQ\(O](#) [TK16J60W,S1VQ\(O](#) [2SK2614\(TE16L1,Q\)](#)
[DMN1017UCP3-7](#) [EFC2J004NUZTDG](#) [P85W28HP2F-7071](#) [DMN1053UCP4-7](#) [NTE2384](#) [DMC2700UDMQ-7](#) [DMN2080UCB4-7](#)
[DMN61D9UWQ-13](#) [US6M2GTR](#) [DMN31D5UDJ-7](#) [DMP22D4UFO-7B](#) [IPS60R3K4CEAKMA1](#) [DMN1006UCA6-7](#) [DMN16M9UCA6-7](#)
[STF5N65M6](#) [IRF40H233XTMA1](#) [STU5N65M6](#) [DMN6022SSD-13](#) [DMN13M9UCA6-7](#) [DMTH10H4M6SPS-13](#) [IPS60R360PFD7SAKMA1](#)
[DMN2990UFB-7B](#) [SSM3K35CT,L3F](#) [IPLK60R1K0PFD7ATMA1](#) [2N7002W-G](#) [MCAC30N06Y-TP](#) [IPWS65R035CFD7AXKSA1](#)
[MCQ7328-TP](#) [SSM3J143TU,LXHF](#) [DMN12M3UCA6-7](#) [PJMF280N65E1_T0_00201](#) [PJMF380N65E1_T0_00201](#)
[PJMF280N60E1_T0_00201](#) [PJMF600N65E1_T0_00201](#) [PJMF900N65E1_T0_00201](#)