

SM220A thru SM2100A

FEATURES

- * Plastic package has Underwriters Laboratory Flammability Classification 94V-0
- * Low power loss, high efficiency
- * For use in low voltage high frequency inverters, free wheeling, and polarity protection applications
- * Guardring for over voltage protection
- * High temperature soldering guaranteed: 260°C/10 seconds at terminals

Mechanical Data

- Case:** JEDEC DO-214AC, molded plastic over sky die
- Terminals:** Plated axial leads, solderable per MIL-STD-750, Method 2026
- Polarity:** Color band denotes cathode end
- Mounting Position:** Any
- Weight:** 0.0026 oz., 0.075 g
- Handling precautin:** None

Schottky Barrier Rectifiers

Reverse Voltage 20 to 100V
Forward Current 2.0A



We declare that the material of product compliance with RoHS requirements.

Electrical Characteristic

Maximum Ratings & Thermal Characteristics Ratings at 25°C ambient temperature unless otherwise specified.

Parameter Symbol	symbol	SM 220A	SM 230A	SM 240A	SM 250A	SM 260A	SM 280A	SM 2100A	Unit
Maximum repetitive peak reverse voltage	V_{RRM}	20	30	40	50	60	80	100	V
Maximum RMS voltage	V_{RMS}	14	21	28	35	42	56	70	V
Maximum DC blocking voltage	V_{DC}	20	30	40	50	60	80	100	V
Maximum average forward rectified current 0.375" (9.5mm) lead length (See fig. 1)	$I_F(AV)$	2.0							A
Peak forward surge current 8.3ms single half sine-wave superimposed on rated load (JEDEC Method)	I_{FSM}	50							A
Typical thermal resistance (Note 1)	$R_{\theta JA}$	50							°C/W
Operating junction and storage temperature range	T_J, T_{STG}	-40 to +125							°C

Electrical Characteristics Ratings at 25°C ambient temperature unless otherwise specified.

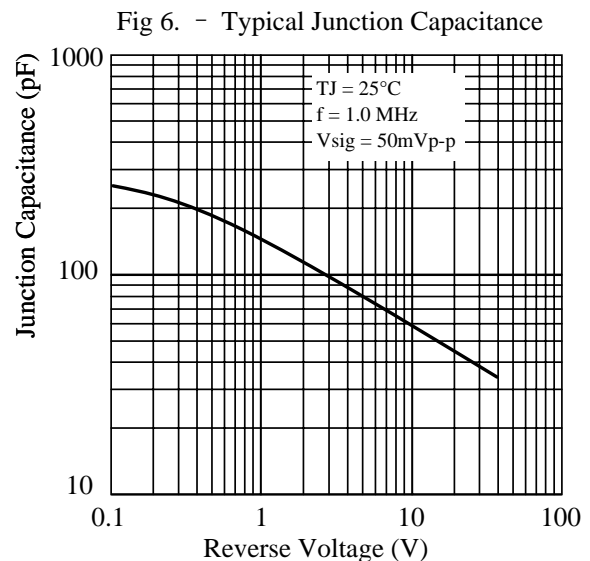
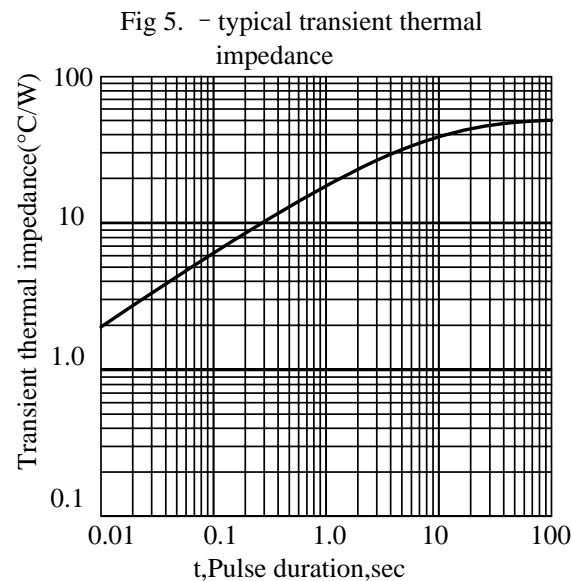
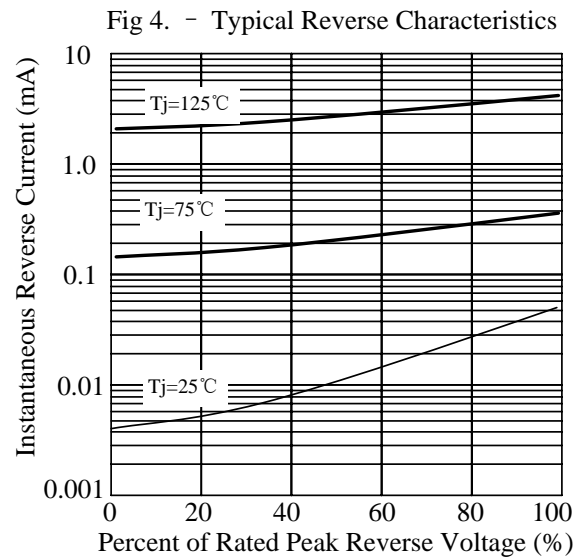
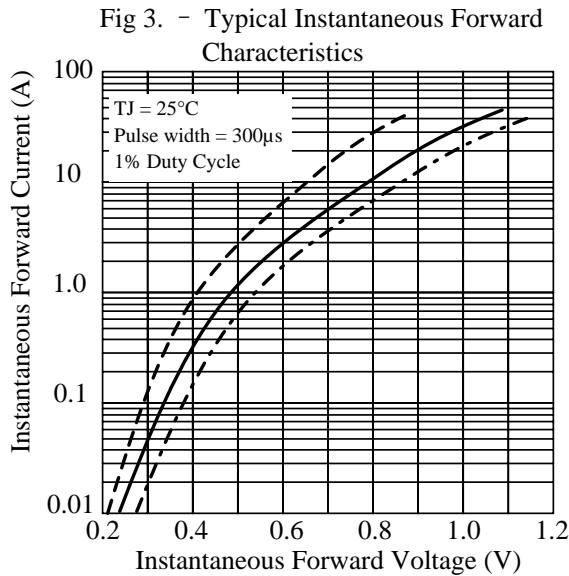
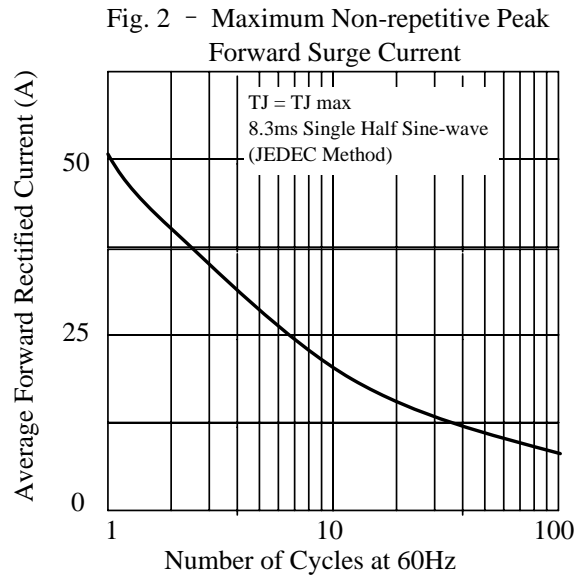
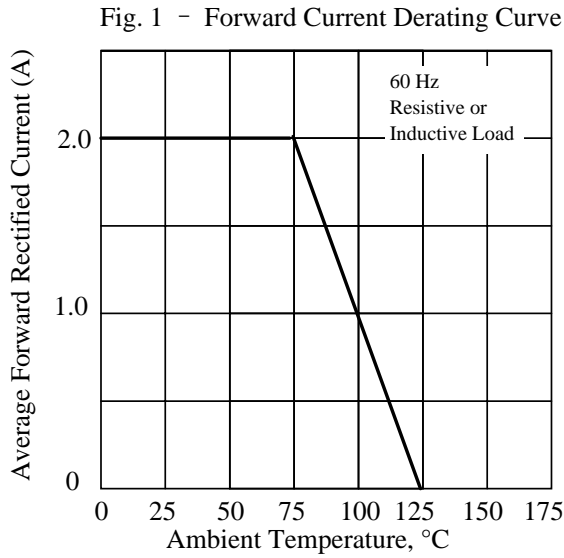
Parameter Symbol	symbol	SM 220A	SM 230A	SM 240A	SM 250A	SM 260A	SM 280A	SM 2100A	Unit	
Maximum instantaneous forward voltage at 2.0A	V_F	0.50			0.70		0.85		V	
Maximum DC reverse current $T_A = 25^\circ C$ at rated DC blocking voltage $T_A = 125^\circ C$	I_R	0.5				5.0				mA
Typical junction capacitance at 4.0V, 1MHz	C_J	110							PF	

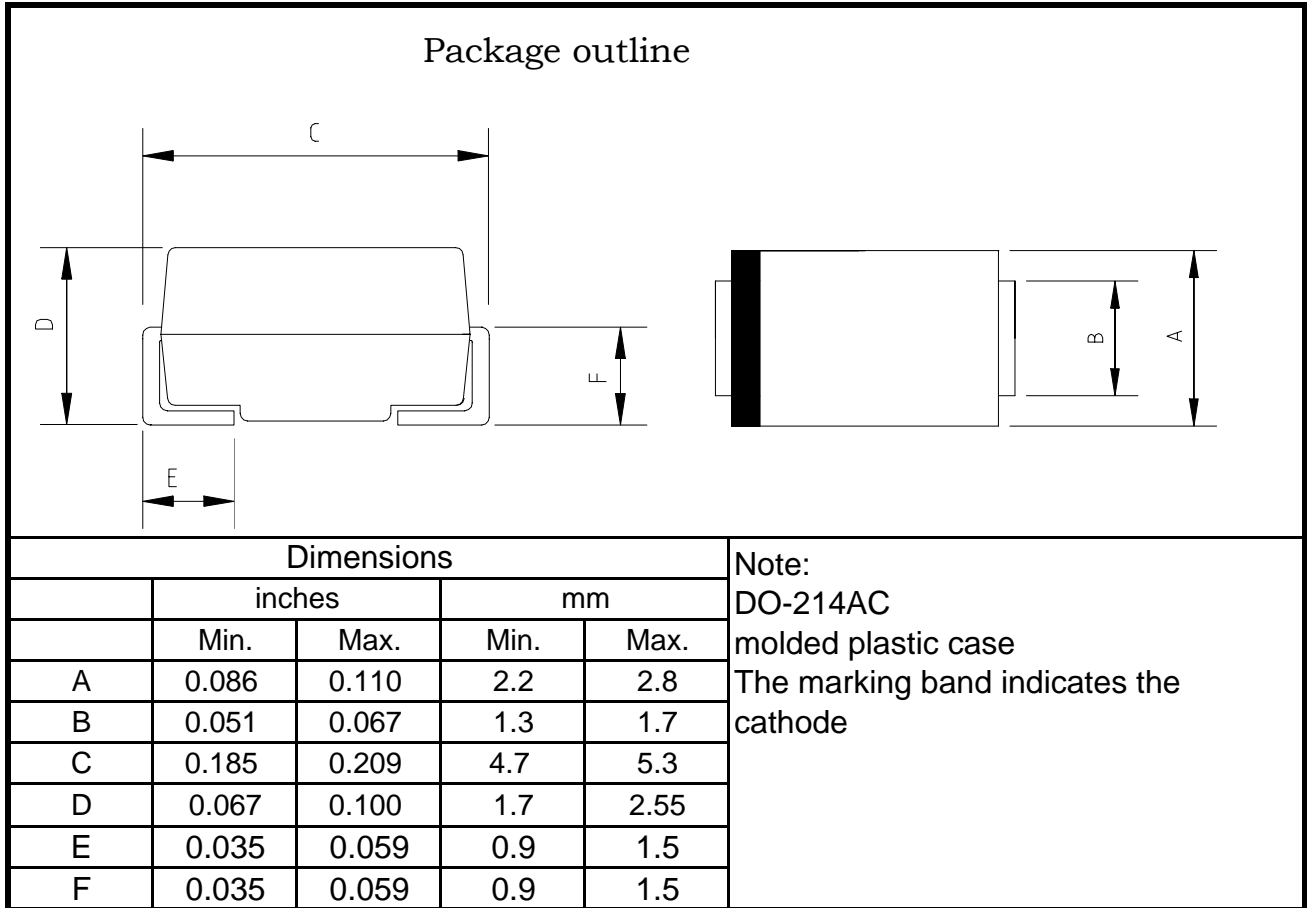
NOTES:

1. Thermal resistance from junction to ambient at 0.375" (9.5mm) lead length, P.C.B. mounted

Ratings and Characteristic Curves

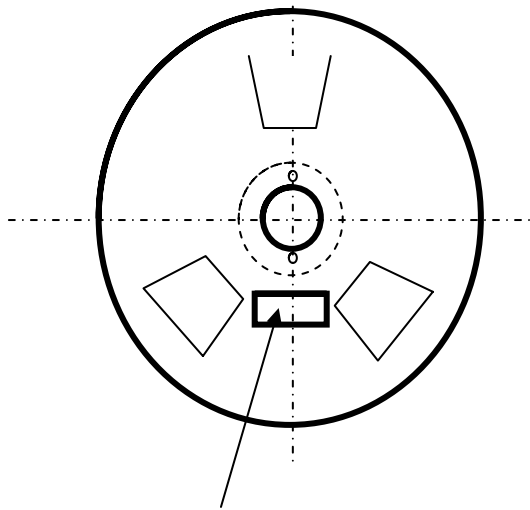
($T_A = 25^\circ\text{C}$ unless otherwise noted)



Package Dimensions in inches and (millimeters)


SMA Packing Specification

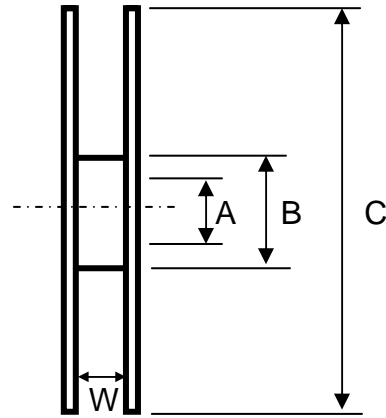
1. 卷盘规格/Reel Packing



Label stike this position

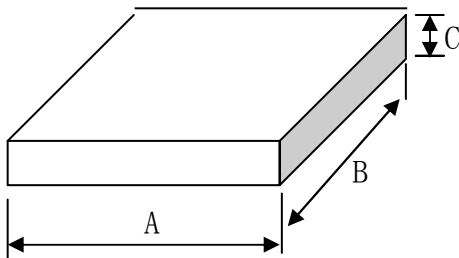
Item	Q'ty/Taping
7"	2K
13"	5K

Unit:mm



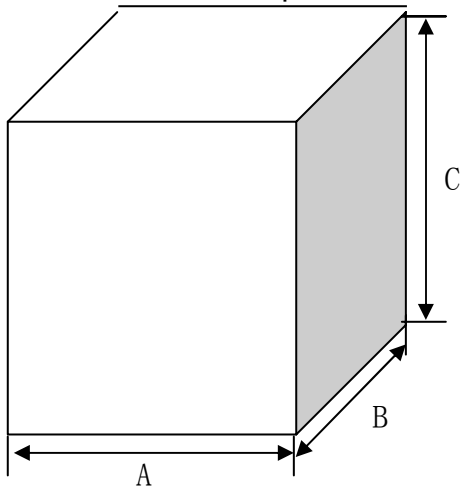
Item	Symbol	Dimension
13" Size	A	13.0±0.2
	B	75.0±0.5
	C	330±1.0
	W	13.2±1.0
7" Size	A	13.0±0.2
	B	54±0.5
	C	177±1.0
	W	13.2±1.0

2. 内箱规格/ Inside Box Specification



Item	Symbol	Dimension
Size	A	335±2
	B	335±2
	C	40±1

3. 外箱规格/Outer Box Specification



Item	Symbol	Dimension
Size	A	350±2
	B	350±2
	C	345±2

X-ON Electronics

Largest Supplier of Electrical and Electronic Components

Click to view similar products for [Schottky Diodes & Rectifiers](#) category:

Click to view products by [Leshan](#) manufacturer:

Other Similar products are found below :

[MA4E2039](#) [MA4E2508M-1112](#) [MBR0530L-TP](#) [MBR10100CT-BP](#) [MBR1545CT](#) [MMBD301M3T5G](#) [RB160M-50TR](#)
[BAS16E6433HTMA1](#) [BAS 3010S-02LRH E6327](#) [BAT 54-02LRH E6327](#) [IDL02G65C5XUMA1](#) [NSR05F40QNXT5G](#) [NSVR05F40NXT5G](#)
[NTE555](#) [JANS1N6640](#) [SB07-03C-TB-H](#) [SK310-T](#) [SK33A-TP](#) [SK34B-TP](#) [SS3003CH-TL-E](#) [PDS3100Q-7](#) [GA01SHT18](#)
[CRS10I30A\(TE85L,QM](#) [MA4E2501L-1290](#) [MBRB30H30CT-1G](#) [JANTX1N5712-1](#) [SB007-03C-TB-E](#) [SK33B-TP](#) [SK35A-TP](#) [SK38B-LTP](#)
[NTE505](#) [NTSB30U100CT-1G](#) [VS-6CWQ10FNHM3](#) [CRG04\(T5L,TEMQ\)](#) [ACDBA1100LR-HF](#) [ACDBA1200-HF](#) [ACDBA240-HF](#)
[ACDBA3100-HF](#) [CDBQC0530L-HF](#) [ACDBA260LR-HF](#) [ACDBA1100-HF](#) [MA4E2502L-1246](#) [10BQ015-M3/5BT](#) [10BQ060-M3/5BT](#)
[NRVB130LSFT1G](#) [CRS08TE85LQM](#) [PMAD1108-LF](#) [B120Q-13-F](#) [1N5819T-G](#) [B0530WSQ-7-F](#)