

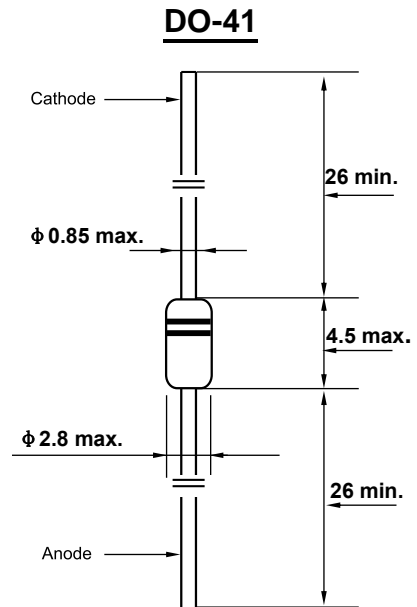


### Features

- ✧ Low profile package
- ✧ Built-in strain relief
- ✧ Glass passivated junction
- ✧ Low inductance
- ✧ Typical  $I_R$  less than  $5.0\mu A$  above 11V
- ✧ High temperature soldering guaranteed:  
260°C / 10 seconds at terminals
- ✧ Plastic package has Underwriters Laboratory  
Flammability Classification 94V-0

### Mechanical Data

- ✧ Case: Molded Glass DO-41
- ✧ Epoxy: UL 94V-0 rate flame retardant
- ✧ Polarity: Color Band denotes cathode end
- ✧ Mounting position : Any
- ✧ Weight: 0.35 gram



### Maximum Ratings and Electrical Characteristics

Rating at 25 °C ambient temperature unless otherwise specified.

Type Number	Symbol	Value	Units
Peak Power Dissipation at $T_A=50^\circ C$ , Derate above $50^\circ C$ ( Note 1 )	$P_D$	1.0 6.67	Watts mW/°C
Peak Forward Surge Current, 8.3 ms Single Half Sine-wave Superimposed on Rated Load (JEDEC method) ( Note 2 )	$I_{FSM}$	10.0	Amps
Operating and Storage Temperature Rang	$T_J, T_{STG}$	-55 to + 200	°C

- Notes:
1. Mounted on  $5.0mm^2$  (0.013mm thick) land areas.
  2. Measured on 8.3ms Single Half Sine-wave or Equivalent Square Wave,  
Duty Cycle=4 Pulses Per Minute Maximum.



# 1N4728A-1N4764A

Glass Passivated Junction Silicon Zener Diode



**Electrical Characteristics** (Ratings at 25°C ambient temperature unless otherwise specified).

型号 TYPE	稳压值 Zener Voltage				反向电流 Reverse Current			动态电阻 Dynamic Resistance	
	Vz(V)			Test Condition	Ir(uA)	Test Condition	rd(Ω)	Test Condition	
	Min.	Nom.	Max.	Iz(mA)	Max.	Vr(V)	Max.	Iz(mA)	
1N4728A	3.23	3.3	3.37	76.0	100	1.0	10	76.0	
1N4729A	3.53	3.6	3.67	69.0	100	1.0	10	69.0	
1N4730A	3.82	3.9	3.98	64.0	50	1.0	9	64.0	
1N4731A	4.21	4.3	4.39	58.0	10	1.0	9	58.0	
1N4732A	4.61	4.7	4.79	53.0	10	1.0	8	53.0	
1N4733A	5.00	5.1	5.20	49.0	10	1.0	7	49.0	
1N4734A	5.49	5.6	5.71	45.0	10	2.0	5	45.0	
1N4735A	6.08	6.2	6.32	41.0	10	3.0	2	41.0	
1N4736A	6.66	6.8	6.94	37.0	10	4.0	3.5	37.0	
1N4737A	7.35	7.5	7.65	34.0	10	5.0	4	34.0	
1N4738A	8.04	8.2	8.36	31.0	10	6.0	4.5	31.0	
1N4739A	8.92	9.1	9.28	28.0	10	7.0	5	28.0	
1N4740A	9.80	10	10.20	25.0	10	7.6	7	25.0	
1N4741A	10.78	11	11.22	23.0	5	8.4	8	23.0	
1N4742A	11.76	12	12.24	21.0	5	9.1	9	21.0	
1N4743A	12.74	13	13.26	19.0	5	9.9	10	19.0	
1N4744A	14.7	15	15.30	17.0	5	11.4	14	17.0	
1N4745A	15.68	16	16.32	15.5	5	12.2	16	15.5	
1N4746A	17.64	18	18.36	14.0	5	13.7	20	14.0	
1N4747A	19.60	20	20.40	12.5	5	15.2	22	12.5	
1N4748A	21.56	22	22.44	11.5	5	16.7	23	11.5	
1N4749A	23.52	24	24.48	10.5	5	18.2	25	10.5	
1N4750A	26.46	27	27.54	9.5	5	20.6	35	9.5	
1N4751A	29.40	30	30.60	8.5	5	22.8	40	8.5	
1N4752A	32.34	33	33.66	7.5	5	25.1	45	7.5	
1N4753A	35.28	36	36.72	7.0	5	27.4	50	7.0	
1N4754A	38.22	39	39.78	6.5	5	29.7	60	6.5	
1N4755A	42.14	43	43.86	6.0	5	32.7	70	6.0	
1N4756A	46.06	47	47.94	5.5	5	35.8	80	5.5	

### Electrical Characteristics (Ratings at 25°C ambient temperature unless otherwise specified).

型号 TYPE	稳压值 Zener Voltage				反向电流 Reverse Current			动态电阻 Dynamic Resistance	
	Vz(V)			Test Condition	Ir(μA)	Test Condition	rd(Ω)	Test Condition	
	Min.	Nom.	Max.	Iz(mA)	Max.	Vr(V)	Max.	Iz(mA)	
1N4757A	49.98	51	52.02	5.0	5	38.8	95	5.0	
1N4758A	54.88	56	57.12	4.5	5	42.6	110	4.5	
1N4759A	60.76	62	63.24	4.0	5	47.1	125	4.0	
1N4760A	66.64	68	69.36	3.7	5	51.7	150	3.7	
1N4761A	73.50	75	76.50	3.3	5	56.0	175	3.3	
1N4762A	80.36	82	83.64	3.0	5	62.2	200	3.0	
1N4763A	89.18	91	92.82	2.8	5	69.2	250	2.8	
1N4764A	98.00	100	102.00	2.5	5	76.0	350	2.5	

#### Notes:

- 1) Valid provided that leads at a distance of 8 mm from case are kept at ambient temperature.
- 2) Measured under thermal equilibrium and DC test conditions.
- 3) The rating listed in the electrical characteristics table is maximum peak, non-repetitive, reverse surge current of 1/2 square wave or equivalent sine wave pulse of 1/120 second duration superimposed on the test current, IZT, per JEDEC registration; however, actual device capability is as described in Figure 5 of the General Data-DO-41 Glass.
- 4) Tested with pulses tp = 20 ms.
- 5) VF(Max)=1.20V@ IF=200mA

\*Measure under thermal equilibrium and DC current test conditions(TA=25°C)

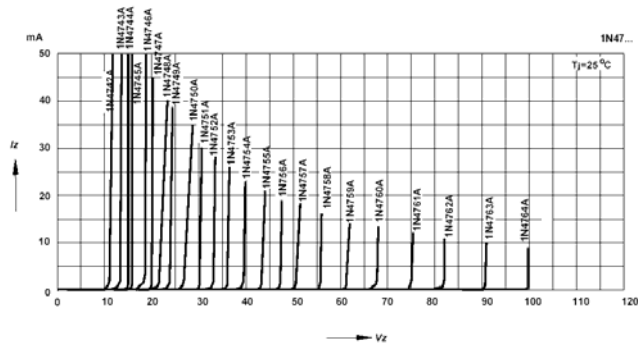
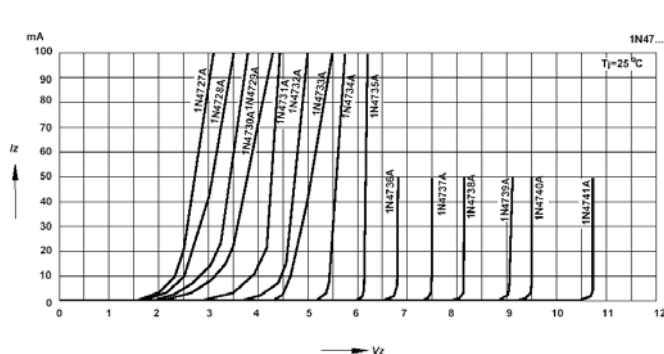
Tolerance on nominal Vz value: ±5%.

Tight tolerances on preferred voltages:

1N47...C: ±2%;

1N47...D: ±1%.

### Breakdown characteristics Tj = constant (pulsed)



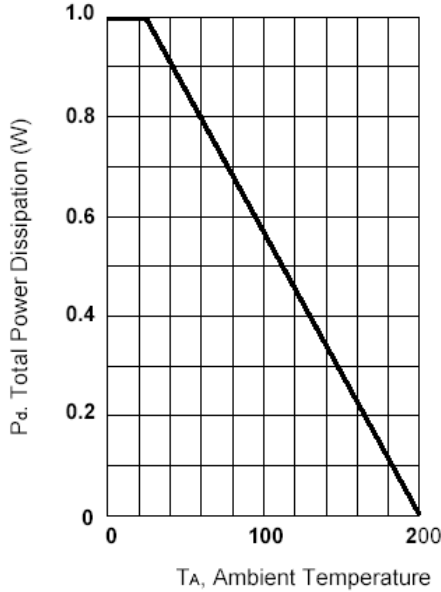


# 1N4728A-1N4764A

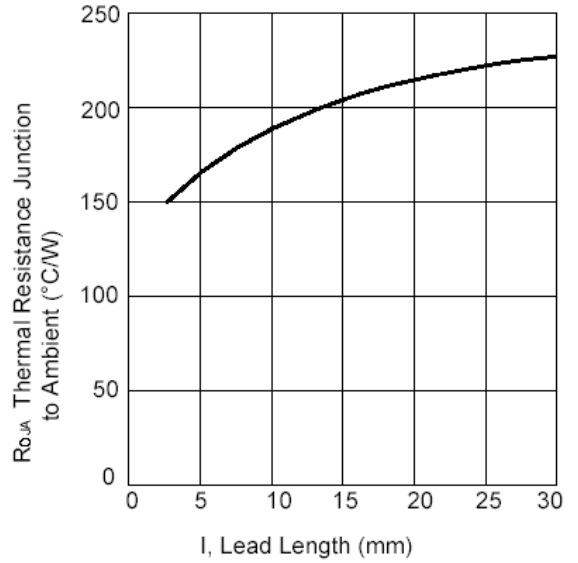
Glass Passivated Junction Silicon Zener Diode



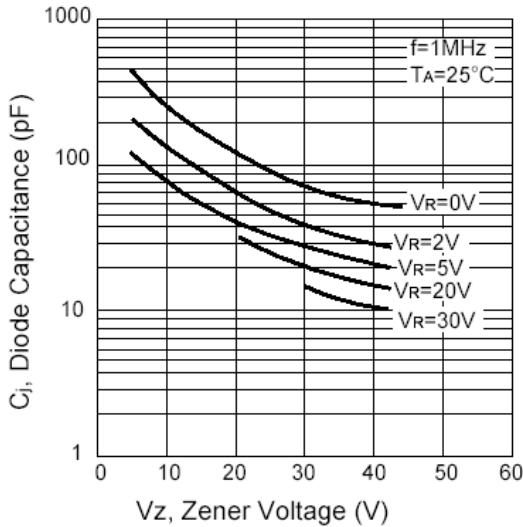
**Power Dissipation vs Ambient Temperature**



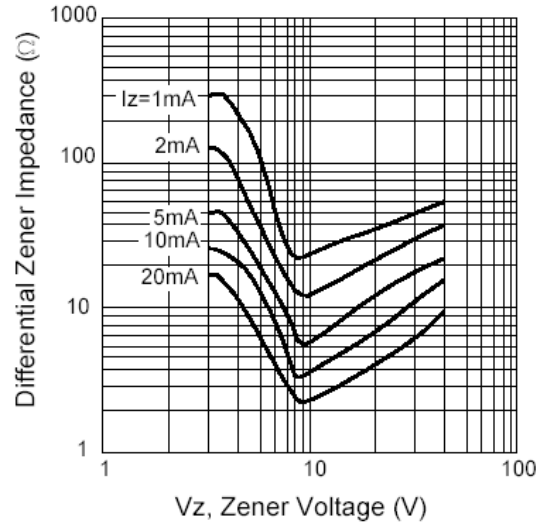
**Typical Thermal Resistance vs. Lead Length**



**Junction Capacitance vs Zener Voltage**



**Typical Zener Impedance vs. Zener Voltage**



PACKAGE	SPQ/PCS	CARTON SPQ/PCS	CARTON SIZE/CM	CARTON GW/KG	CARTON NW/KG
DO-41G 玻封	2500/AMMO	50000	42.5X27X22	20.00	18.00

## X-ON Electronics

Largest Supplier of Electrical and Electronic Components

*Click to view similar products for [Zener Diodes](#) category:*

*Click to view products by [LGE](#) manufacturer:*

Other Similar products are found below :

[RKZ13B2KG#P1](#) [DL5234B](#) [1N4682](#) [1N4693](#) [1N4732A](#) [1N4736A](#) [1N4750A](#) [1N4759ARL](#) [1N5241B](#) [1N5365B](#) [1N5369B](#) [1N747A](#)  
[1N964B](#) [1N966B](#) [1N968B](#) [1N972B](#) [JANS1N4974US](#) [JANTX1N5907](#) [1N4692](#) [1N4702](#) [1N4704](#) [1N4711](#) [1N4714](#) [1N4745ARL](#)  
[1N4752ARL](#) [1N4760ARL](#) [1N5221B](#) [1N5242BTR](#) [1N5350B](#) [1N5352B](#) [1N961BRR1](#) [1N964BRL](#) [RKZ5.1BKU#P6](#) [3SMAJ5946B-TP](#)  
[3SMAJ5950B-TP](#) [MMSZ5230BQ-13-F](#) [MMSZ5232BQ-13-F](#) [BZX84C7V5](#) [3SMAJ5945B-TP](#) [3SMAJ5947B-TP](#) [3SMBJ5941B-TP](#)  
[DZ2S240M0L](#) [SMAZ27-TP](#) [ZMM5224B-7](#) [RD16UM-T1-A](#) [RD10S-T1-A](#) [CDZT2R5.6B](#) [1N4762A G](#) [Z1SMA18](#) [JANTX1N4553B](#)