

V_z : 3.3 - 240 Volts
P_D : 1.5 Watts



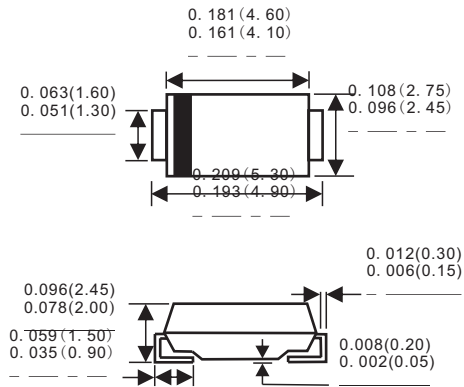
Features

- ✦ Complete Voltage Range 3.3 to 200 Volts
- ✦ High peak reverse power dissipation
- ✦ High reliability

Mechanical Data

- ✦ Case : SMA (DO-214AC) Molded plastic
 - ✦ Epoxy : UL94V-O rate flame retardant
 - ✦ Lead : Lead formed for Surface mount
 - ✦ Polarity : Color band denotes cathode end
 - ✦ Mounting position : Any
- Weight : 0.093 gram

SMA/DO-214AC



Dimensions in inches and(millimeters)

MAXIMUM RATINGS

Rating at 25 °C ambient temperature unless otherwise specified

Rating	Symbol	Value	Unit
DC Power Dissipation at T _L = 75 °C (Note1)	P _D	1.5	Watts
Maximum Forward Voltage at I _F = 200 mA	V _F	1.5	Volts
Junction Temperature Range	T _J	- 55 to + 150	°C
Storage Temperature Range	T _s	- 55 to + 150	°C

Note :

(1) T_L = Lead temperature at 5.0 mm² (0.013 mm thick) copper land areas.

ELECTRICAL CHARACTERISTICS

Rating at = 25 °C ambient temperature unless otherwise specified

TYPE	Nominal Zener Voltage		Maximum Zener Impedance			Maximum Reverse Leakage Current		Maximum DC Zener Current
	V _Z @ I _{ZT}	I _{ZT}	Z _{ZT} @ I _{ZT}	Z _{ZK} @ I _{ZK}	I _{ZK}	I _R @ V _R		I _{ZM}
	(V)	(mA)	(Ω)	(Ω)	(mA)	(μA)	(V)	(mA)
1SMA5913B	3.3	113.6	10	500	1.0	100	1.0	454
1SMA5914B	3.6	104.2	9.0	500	1.0	75	1.0	416
1SMA5915B	3.9	96.1	7.5	500	1.0	25	1.0	384
1SMA5916B	4.3	87.2	6.0	500	1.0	5.0	1.0	348
1SMA5917B	4.7	79.8	5.0	500	1.0	5.0	1.5	319
1SMA5918B	5.1	73.5	4.0	500	1.0	5.0	2.0	294
1SMA5919B	5.6	66.9	2.0	250	1.0	5.0	3.0	267
1SMA5920B	6.2	60.5	2.0	200	1.0	5.0	4.0	241
1SMA5921B	6.8	55.1	2.5	200	1.0	5.0	5.2	220
1SMA5922B	7.5	50.0	3.0	400	0.5	5.0	6.0	200
1SMA5923B	8.2	45.7	3.5	400	0.5	5.0	6.5	182
1SMA5924B	9.1	41.2	4.0	500	0.5	5.0	7.0	164
1SMA5925B	10	37.5	4.5	500	0.25	5.0	8.0	150
1SMA5926B	11	34.1	5.5	550	0.25	5.0	8.4	136
1SMA5927B	12	31.2	6.5	550	0.25	1.0	9.1	125
1SMA5928B	13	28.8	7.0	550	0.25	1.0	9.9	115
1SMA5929B	15	25.0	9.0	600	0.25	1.0	11.4	100
1SMA5930B	16	23.4	10	600	0.25	1.0	12.2	93
1SMA5931B	18	20.8	12	650	0.25	1.0	13.7	83
1SMA5932B	20	18.7	14	650	0.25	1.0	15.2	75
1SMA5933B	22	17.0	17.5	650	0.25	1.0	16.7	68
1SMA5934B	24	15.6	19	700	0.25	1.0	18.2	62
1SMA5935B	27	13.9	23	700	0.25	1.0	20.6	55
1SMA5936B	30	12.5	26	750	0.25	1.0	22.8	50
1SMA5937B	33	11.4	33	800	0.25	1.0	25.1	45
1SMA5938B	36	10.4	38	850	0.25	1.0	27.4	41
1SMA5939B	39	9.6	45	900	0.25	1.0	29.7	38
1SMA5940B	43	8.7	53	950	0.25	1.0	32.7	34
1SMA5941B	47	8.0	67	1000	0.25	1.0	35.8	31
1SMA5942B	51	7.3	70	1100	0.25	1.0	38.8	29
1SMA5943B	56	6.7	86	1300	0.25	1.0	42.6	26
1SMA5944B	62	6.0	100	1500	0.25	1.0	47.1	24
1SMA5945B	68	5.5	120	1700	0.25	1.0	51.7	22
1SMA5946B	75	5.0	140	2000	0.25	1.0	56.0	20
1SMA5947B	82	4.6	160	2500	0.25	1.0	62.2	18
1SMA5948B	91	4.1	200	3000	0.25	1.0	69.2	16
1SMA5949B	100	3.7	250	3100	0.25	1.0	76.0	15
1SMA5950B	110	3.4	300	4000	0.25	1.0	83.6	13
1SMA5951B	120	3.1	380	4500	0.25	1.0	91.2	12
1SMA5952B	130	2.9	450	5000	0.25	1.0	98.8	11
1SMA5953B	150	2.5	600	6000	0.25	1.0	114.0	10
1SMA5954B	160	2.3	700	6500	0.25	1.0	121.6	9.0
1SMA5955B	180	2.1	900	7000	0.25	1.0	136.8	8.0
1SMA5956B	200	1.9	1200	8000	0.25	1.0	152.0	7.0
1SMA5957B	240	1.5	1600	9000	0.25	1.0	182.4	6.0

Note :

(1) Suffix " B " indicates ± 5% tolerance.

PACKAGE	SPQ/PCS	CARTON SPQ/PCS	CARTON SIZE/CM	CARTON GW/KG	CARTON NW/KG
SMA	5000/REEL	80000	36X30.6X31	12.00	11.00

RATING AND TYPICAL CHARACTERISTIC CURVES ($T_A = 25^\circ\text{C}$)

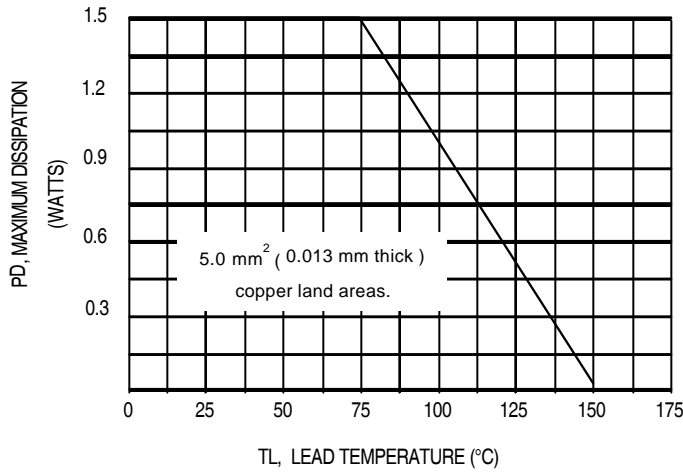


Figure 1. POWER TEMPERATURE DERATING CURVE

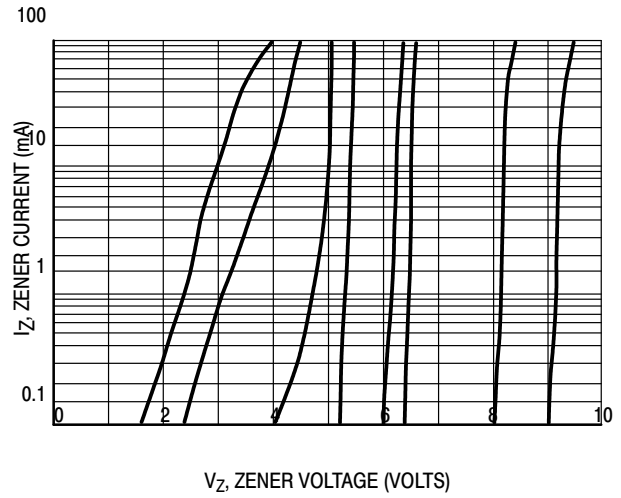


Figure 2. V_Z - 3.3 thru 10 Volts

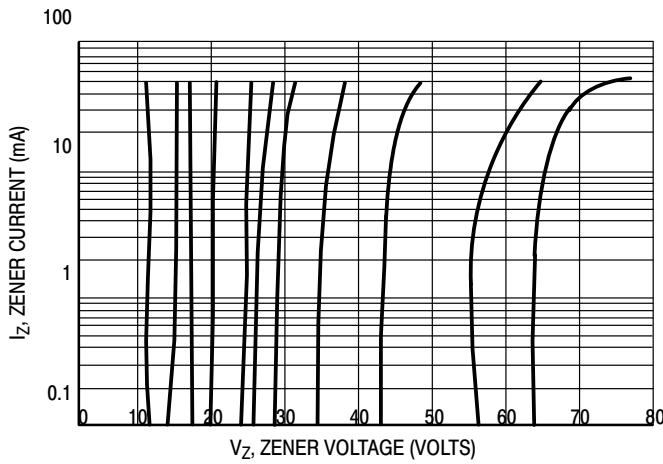


Figure 3. $V_Z = 12$ thru 68 Volts

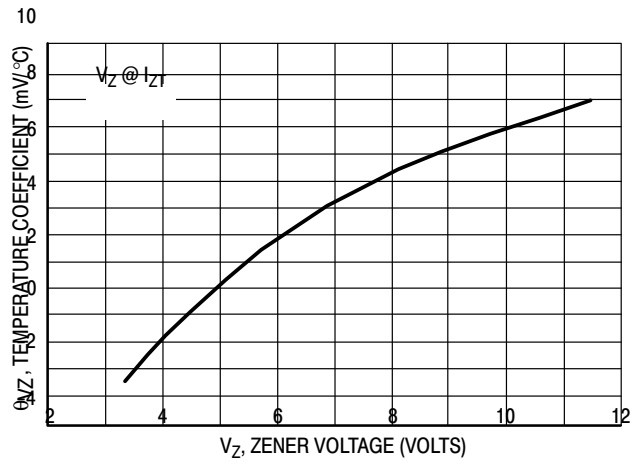


Figure 4. Zener Voltage - 3.3 to 12 Volts

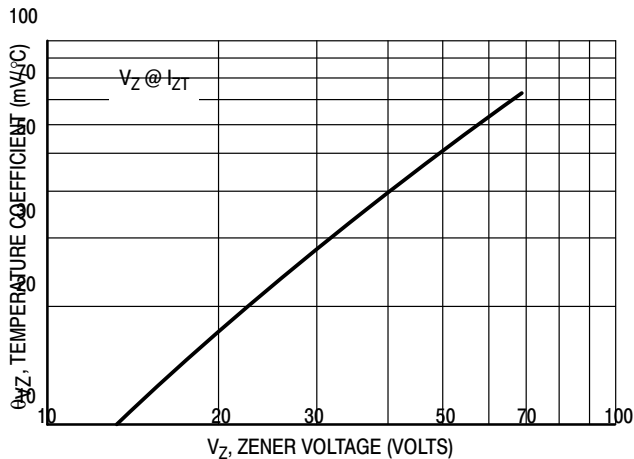


Figure 5. Zener Voltage - 12 to 68 Volts

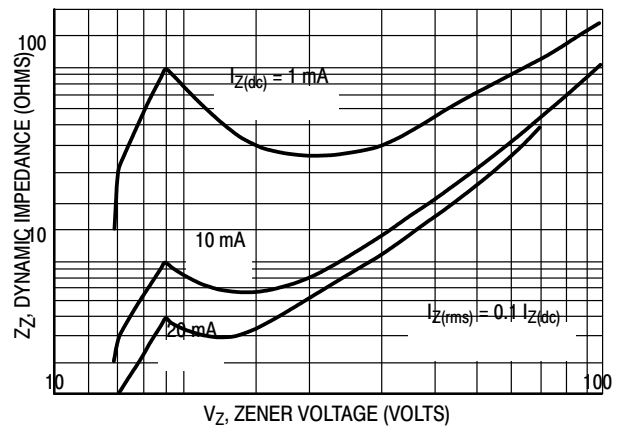


Figure 6. Effect of Zener Voltage

1SMA5913B-1SMA5957B

Silicon Zener Diodes



RATING AND TYPICAL CHARACTERISTIC CURVES ($T_A = 25^\circ\text{C}$)

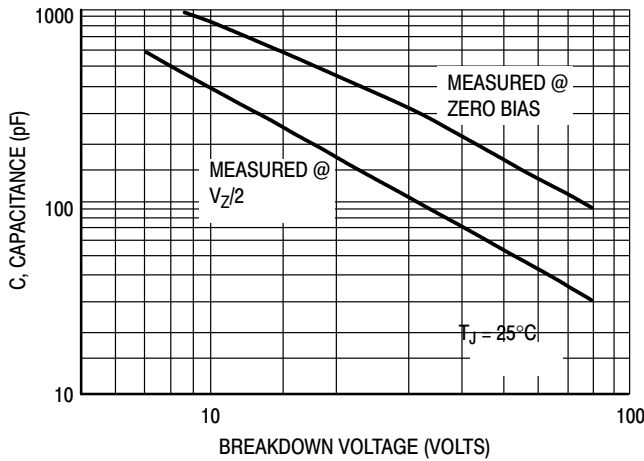


Figure 7. Capacitance Curve

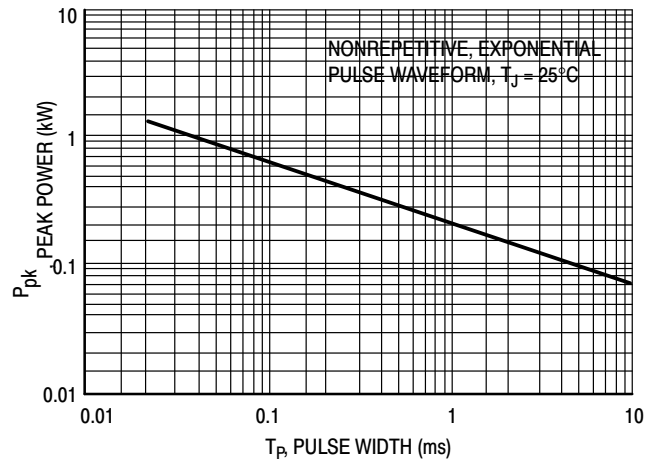


Figure 8. Typical Pulse Rating Curve

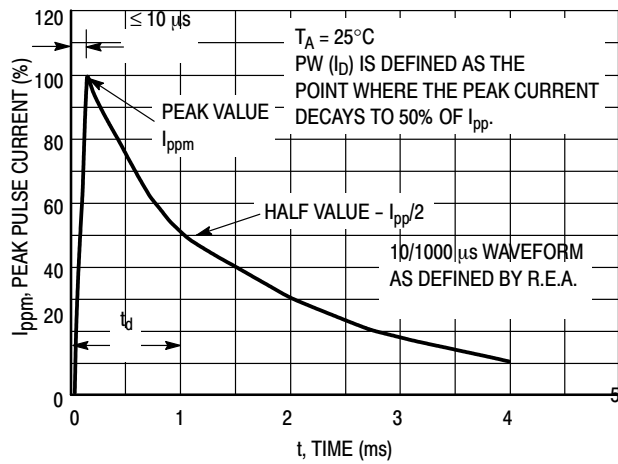


Figure 9. Pulse Waveform

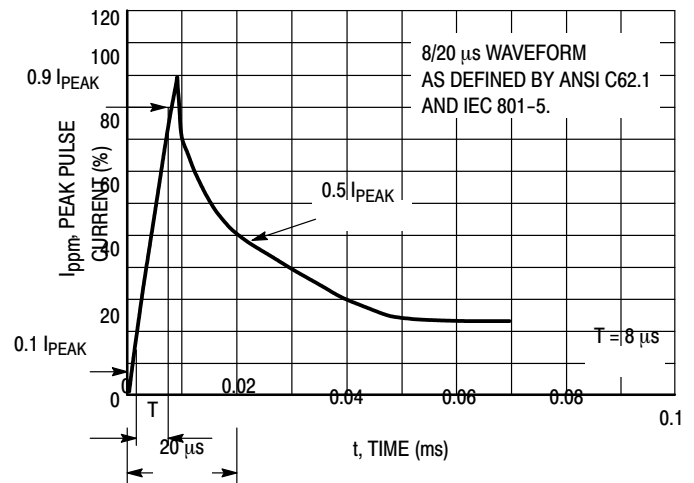


Figure 10. Pulse Waveform

X-ON Electronics

Largest Supplier of Electrical and Electronic Components

Click to view similar products for [Diodes - General Purpose, Power, Switching category](#):

Click to view products by [LGE manufacturer](#):

Other Similar products are found below :

[MCL4151-TR3](#) [MMBD3004S-13-F](#) [RD0306T-H](#) [1N3611](#) [NTE156A](#) [NTE574](#) [NTE6244](#) [1SS193,LF](#) [1SS400CST2RA](#) [SDAA13](#)
[SHN2D02FUTW1T1G](#) [LS4151GS08](#) [1N4449](#) [1N456A](#) [1N4934-E3/73](#) [1N914BTR](#) [RFUH20TB3S](#) [D291S45T](#) [BAV300-TR](#) [BAW56DWQ-](#)
[7-F](#) [BAW56M3T5G](#) [BAW75-TAP](#) [MM230L-CAA](#) [IDW40E65D1](#) [JAN1N3600](#) [JAN1N4454UR-1](#) [LL4151-GS18](#) [SMMSD4148T3G](#)
[BYW95B/A52A](#) [NSVDAN222T1G](#) [CDSZC01100-HF](#) [LL4150-M-08](#) [1N4454-TR](#) [BAV70HDW-7](#) [BAS28-7](#) [JANTX1N6640](#) [BAW56HDW-](#)
[13](#) [BAS28 TR](#) [VS-HFA04SD60STR-M3](#) [NSVM1MA152WKT1G](#) [1SS388-TP](#) [RGP30D-E3/73](#) [VS-8EWF02S-M3](#) [BAV99TQ-13-F](#)
[BAV99HDW-13](#) [MMDB30-E28X](#) [IDP20C65D2XKSA1](#) [LS4148](#) [IDV15E65D2](#) [NSVM1MA152WAT1G](#)