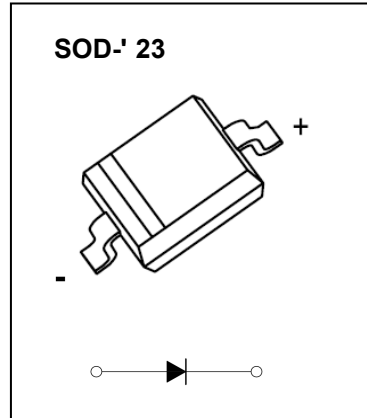


SOD-' 23 Plastic-Encapsulate Diodes

FEATURES

- High breakdown voltage
- Low turn-on voltage
- Guard ring construction for transient protection



MARKING: S9

Maximum Ratings @T_a=25°C

Parameter	Symbol	Limit	Unit
Peak repetitive peak reverse voltage	V _{RRM}	100	V
Working peak reverse voltage	V _{RWM}		
Forward continuous current	I _F	150	mA
Repetitive peak forward current (Note 1) @ t _p < 1.0s, Duty Cycle < 50%	I _{FRM}	350	mA
Non-repetitive Peak Forward surge current @ t = 8.3ms	I _{FSM}	750	mA
Power dissipation	P _D	200	mW
Thermal resistance junction to ambient air	R _{θJA}	500	°C/W
Junction temperature	T _J	125	°C
Storage temperature	T _{STG}	-55~+150	°C

ELECTRICAL CHARACTERISTICS (T_a=25°C unless otherwise specified)

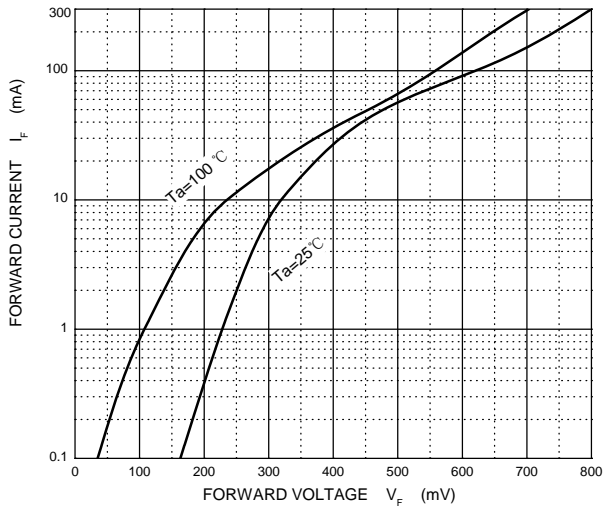
Parameter	Symbol	Test Conditions	Min	Typ	Max	Unit
Reverse breakdown voltage(Note 2)	V _R	I _R = 100μA	100			V
Reverse voltage leakage current	I _R	V _{R1} =1.5V			0.3	μA
		V _{R2} =10V			0.5	
		V _{R3} =50V			1	
		V _{R4} =75V			2	
Forward voltage(Note 2)	V _F	I _{F1} =0.1mA			0.25	V
		I _{F2} =10mA			0.45	
		I _{F3} =250mA			1	
Diode capacitance	C _T	V _R =0, f=1MHz		20		pF
		V _R =1V, f=1MHz		12		

Notes: 1. Part mounted on FR-4 board with recommended pad layout.

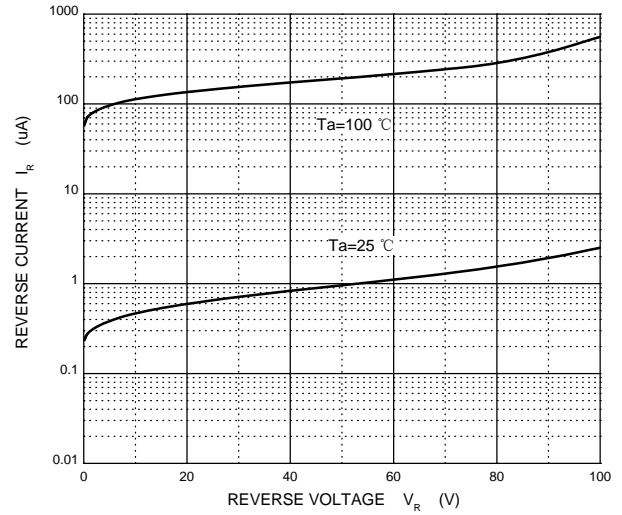
2. Short duration pulse test used to minimize self-heating effect.

Typical Characteristics

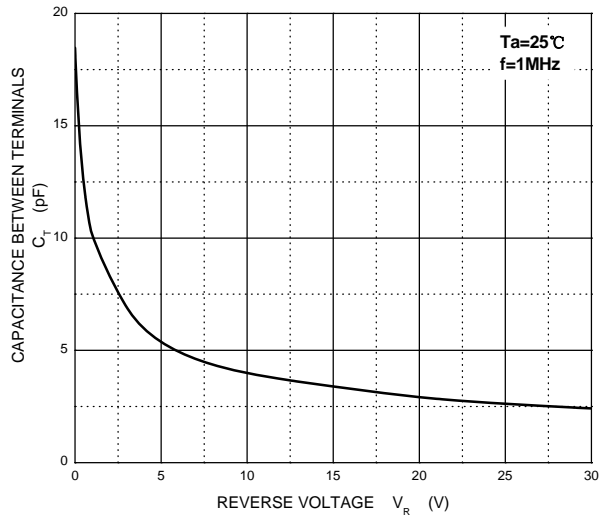
Forward Characteristics



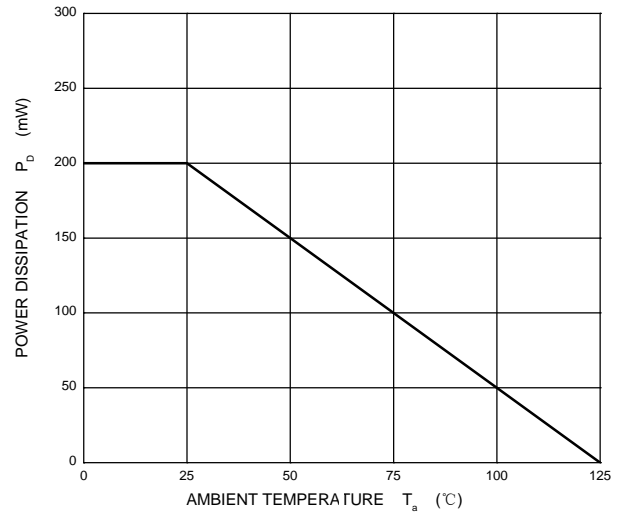
Reverse Characteristics



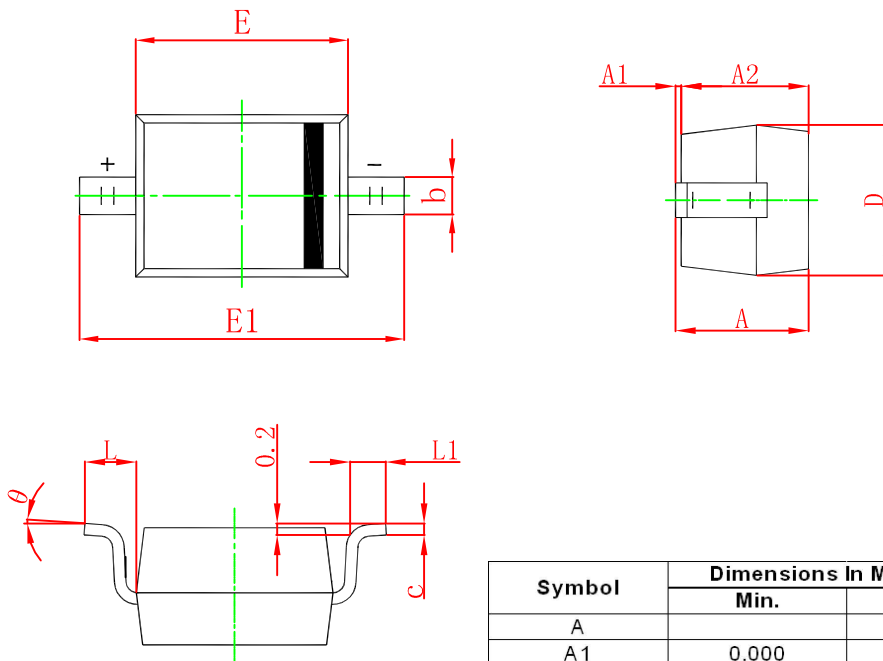
Capacitance Characteristics



Power Derating Curve

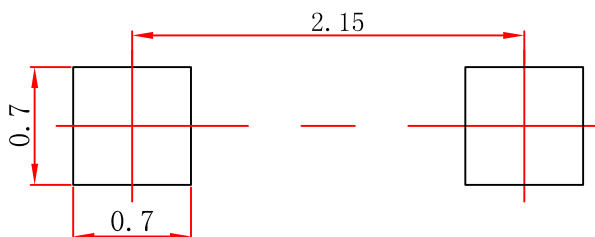


SOD-323 Package Outline Dimensions



Symbol	Dimensions In Millimeters		Dimensions In Inches	
	Min.	Max.	Min.	Max.
A		1.000		0.039
A1	0.000	0.100	0.000	0.004
A2	0.800	0.900	0.031	0.035
b	0.250	0.350	0.010	0.014
c	0.080	0.150	0.003	0.006
D	1.200	1.400	0.047	0.055
E	1.600	1.800	0.063	0.071
E1	2.550	2.750	0.100	0.108
L	0.475 REF.		0.019 REF.	
L1	0.250	0.400	0.010	0.016
θ	0°	8°	0°	8°

SOD-323 Suggested Pad Layout



Note:

1. Controlling dimension: in millimeters.
2. General tolerance: ± 0.05 mm.
3. The pad layout is for reference purposes only.

X-ON Electronics

Largest Supplier of Electrical and Electronic Components

Click to view similar products for [Schottky Diodes & Rectifiers](#) category:

Click to view products by [LGE](#) manufacturer:

Other Similar products are found below :

[MA4E2039](#) [MA4E2508M-1112](#) [MBR0530L-TP](#) [MBR10100CT-BP](#) [MBR1545CT](#) [MMBD301M3T5G](#) [RB160M-50TR](#)
[BAS16E6433HTMA1](#) [BAS 3010S-02LRH E6327](#) [BAT 54-02LRH E6327](#) [IDL02G65C5XUMA1](#) [NSR05F40QNXT5G](#) [NSVR05F40NXT5G](#)
[NTE555](#) [JANS1N6640](#) [SB07-03C-TB-H](#) [SB1003M3-TL-W](#) [SBM30-03-TR-E](#) [SBS818-TL-E](#) [SK310-T](#) [SK33A-TP](#) [SK34B-TP](#) [SS3003CH-](#)
[TL-E](#) [PDS3100Q-7](#) [GA01SHT18](#) [CRS10I30A\(TE85L,QM](#) [MA4E2501L-1290](#) [MBRA140TRPBF](#) [MBRB30H30CT-1G](#) [JANTX1N5712-1](#)
[SB007-03C-TB-E](#) [SK33B-TP](#) [SK35A-TP](#) [SK38B-LTP](#) [NTE505](#) [NTSB30U100CT-1G](#) [VS-6CWQ10FNHM3](#) [CRG04\(T5L,TEMQ\)](#)
[ACDBA1100LR-HF](#) [ACDBA1200-HF](#) [ACDBA240-HF](#) [ACDBA3100-HF](#) [CDBQC0530L-HF](#) [ACDBA260LR-HF](#) [ACDBA1100-HF](#)
[MA4E2502L-1246](#) [10BQ015-M3/5BT](#) [10BQ060-M3/5BT](#) [NRVB130LSFT1G](#) [CRS08TE85LQM](#)