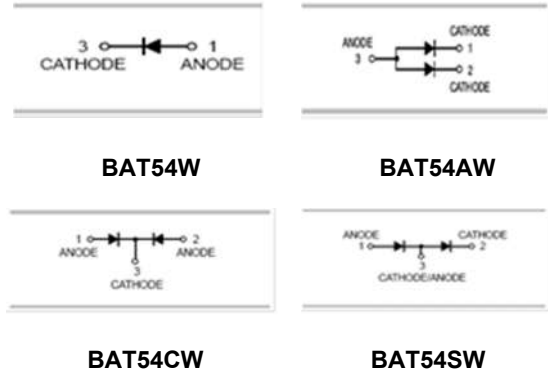


- Low forward voltage drop.
- Fast switching.
- Ultra-small surface mount package.
- PN junction guard ring for transient And ESD protection.

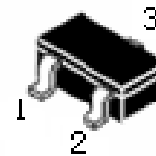
Typical Applications

- For general purpose switching applications.



Mechanical Data

- Case: SOT-323
- Terminals: solderable per MIL-STD-202, Method 208.



SOT-323

Ordering Information

Part Number	Package	Shipping	Marking Code
BAT54W□	SOT-323	3000/Tape&Reel	KL5
BAT54AW□	SOT-323	3000/Tape&Reel	KL6
BAT54CW□	SOT-323	3000/Tape&Reel	KL7
BAT54SW□	SOT-323	3000/Tape&Reel	KL8

□: none is for Lead Free package;
 "G" is for Halogen Free package.

Maximum Ratings (@ $T_A=25^{\circ}\text{C}$ unless otherwise specified)

Parameter	Symbol	Limits	Unit
Peak Repetitive Peak reverse voltage	V_{RRM}	30	V
Working Peak Reverse Voltage	V_{RWM}		
DC Reverse Voltage	V_R		
Forward Continuous Current	I_F	200	mA
Repetitive Peak Forward Current	I_{FRM}	300	mA
Forward surge current@ $t_p < 1\text{s}$	I_{FSM}	600	mA
Power Dissipation *	P_d	230	mW

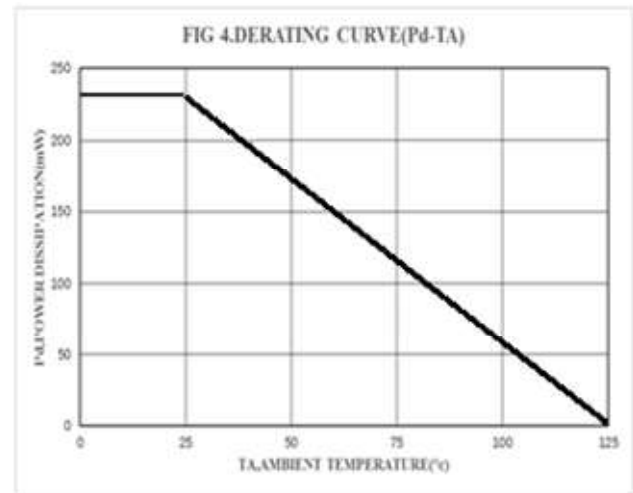
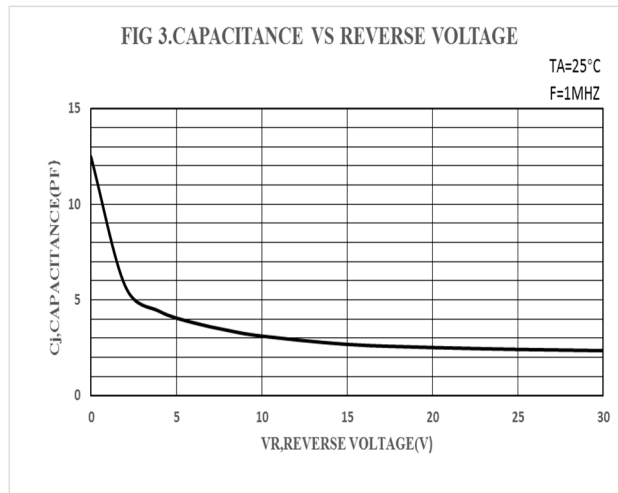
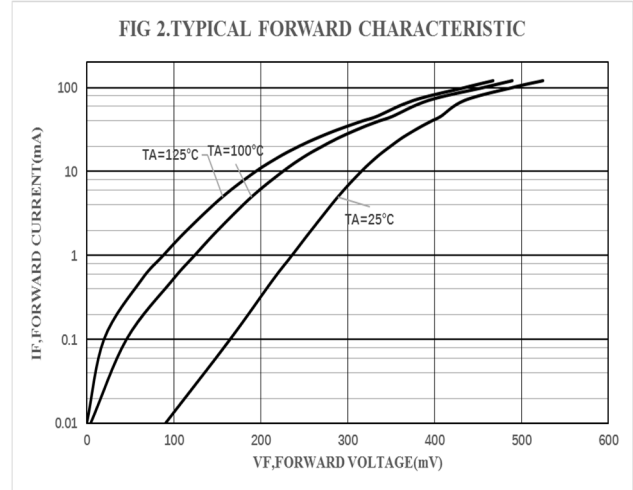
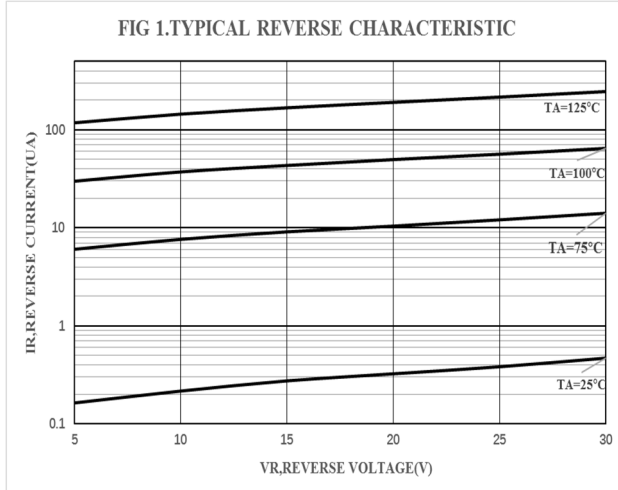
* part mounted on FR-4 board with recommended pad layout

Thermal Characteristics

Parameter	Symbol	Limits	Unit
Thermal resistance junction to ambient air	$R_{\theta JA}$	450	$^{\circ}C/W$
Junction temperature	T_j	125	$^{\circ}C$
Storage temperature range	T_{STG}	-55 to +150	$^{\circ}C$

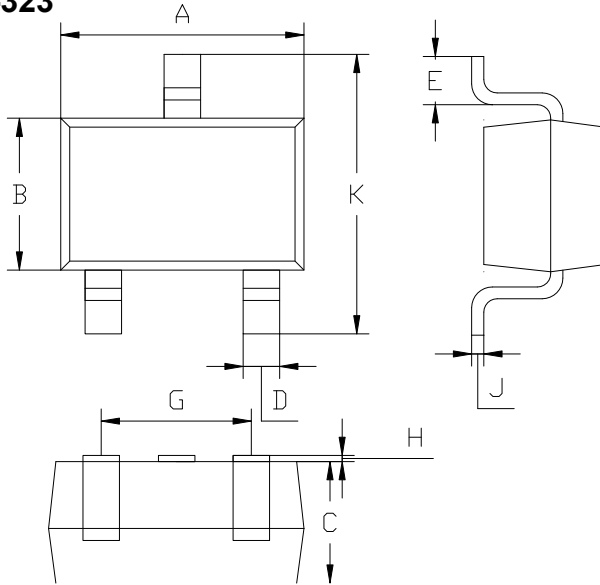
Electrical Characteristics (@ $T_A=25^{\circ}C$ unless otherwise specified)

Parameter	Symbol	Conditions	Min	Typ	Max	Unit
Reverse Breakdown Voltage	$V_{(BR)}$	$I_R=100\mu A$	30			V
Forward voltage *1	V_F	$I_F=0.1mA$			0.24	V
		$I_F=1mA$			0.32	V
		$I_F=10mA$			0.40	V
		$I_F=30mA$			0.50	V
		$I_F=100mA$			1.00	V
Reverse current *2	I_R	$V_R=25V$			2	μA
Capacitance Between Terminals	C_T	$V_R=1V, f=1MHz$			10	pF
Reverse Recovery Time	t_{rr}	$I_F=I_R=10mA$ $I_{rr}=0.1I_R, R_L=100\Omega$			5	ns
*1: pulse test, $t_p \leq 300\mu s$ *2: pulse test, $t_p \leq 5ms$						

Ratings and Characteristic Curves ($T_A=25^\circ\text{C}$ unless otherwise noted)


Package Outline Dimensions(unit:mm)

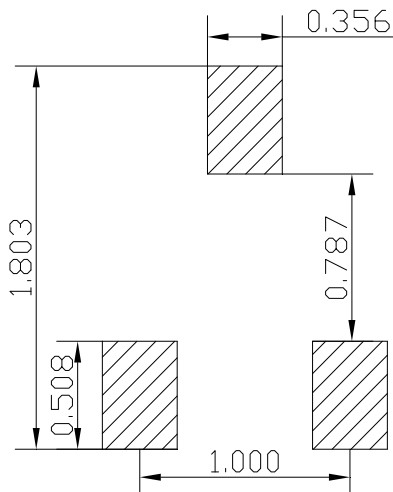
SOT-323



SOT-323		
Dim	Min	Max
A	2.00	2.20
B	1.15	1.35
C	0.90	1.10
D	0.15	0.35
E	0.25	0.40
G	1.20	1.40
H	0.02	0.10
J	0.05	0.15
K	2.20	2.40

Mounting Pad

Layout(unit:mm) SOT-323



X-ON Electronics

Largest Supplier of Electrical and Electronic Components

Click to view similar products for [Schottky Diodes & Rectifiers](#) category:

Click to view products by [LGE](#) manufacturer:

Other Similar products are found below :

[MA4E2039](#) [MA4E2508M-1112](#) [MBR0530L-TP](#) [MBR10100CT-BP](#) [MBR1545CT](#) [MMBD301M3T5G](#) [RB160M-50TR](#)
[BAS16E6433HTMA1](#) [BAS 3010S-02LRH E6327](#) [BAT 54-02LRH E6327](#) [IDL02G65C5XUMA1](#) [NSR05F40QNXT5G](#) [NSVR05F40NXT5G](#)
[NTE555](#) [JANS1N6640](#) [SB07-03C-TB-H](#) [SK310-T](#) [SK33A-TP](#) [SK34B-TP](#) [SS3003CH-TL-E](#) [PDS3100Q-7](#) [GA01SHT18](#)
[CRS10I30A\(TE85L,QM](#) [MA4E2501L-1290](#) [MBRB30H30CT-1G](#) [JANTX1N5712-1](#) [SB007-03C-TB-E](#) [SK33B-TP](#) [SK35A-TP](#) [SK38B-LTP](#)
[NTE505](#) [NTSB30U100CT-1G](#) [VS-6CWQ10FNHM3](#) [CRG04\(T5L,TEMQ\)](#) [ACDBA1100LR-HF](#) [ACDBA1200-HF](#) [ACDBA240-HF](#)
[ACDBA3100-HF](#) [CDBQC0530L-HF](#) [ACDBA260LR-HF](#) [ACDBA1100-HF](#) [MA4E2502L-1246](#) [10BQ015-M3/5BT](#) [10BQ060-M3/5BT](#)
[NRVB130LSFT1G](#) [CRS08TE85LQM](#) [PMAD1108-LF](#) [B120Q-13-F](#) [1N5819T-G](#) [B0530WSQ-7-F](#)