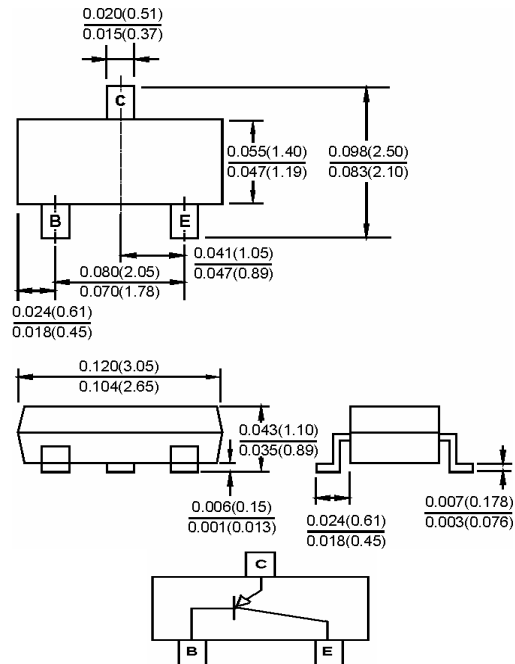



SOT-23
Features

- ✧ Ideally suited for automatic insertion
- ✧ Epitaxial planar die construction
- ✧ For switching, AF driver and amplifier applications
- ✧ Complementary PNP type available(BC846)

Mechanical Data

- ✧ Case: SOT-23, Molded plastic
- ✧ Case material: molded plastic. UL flammability classification rating 94V-0
- ✧ Lead free plating
- ✧ Weight: 0.008 gram (approx.)



Dimensions in inches and (millimeters)

Maximum Ratings $T_A=25^\circ\text{C}$ unless otherwise specified

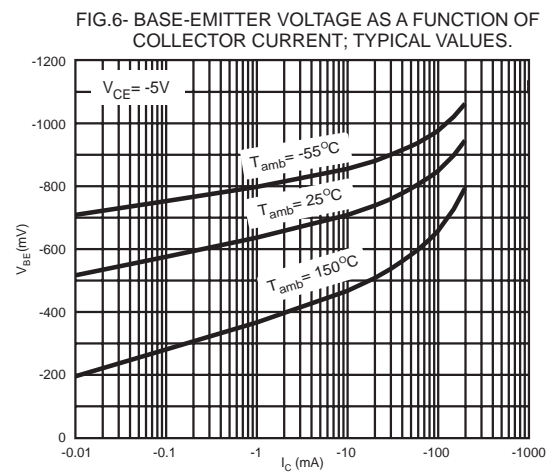
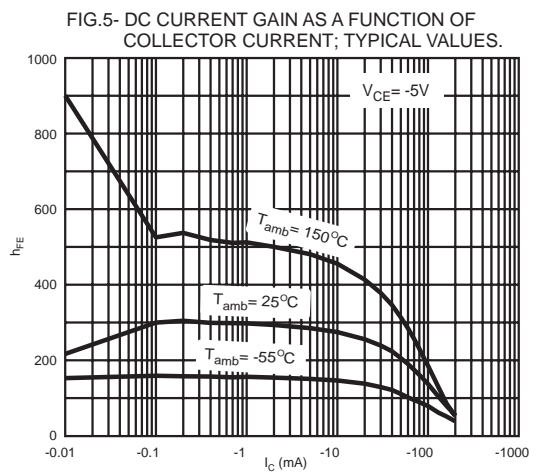
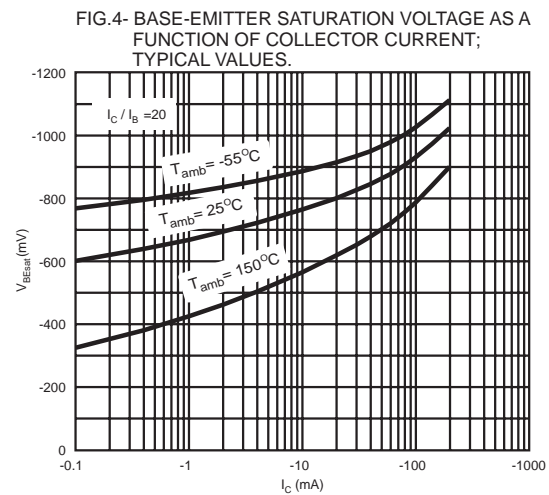
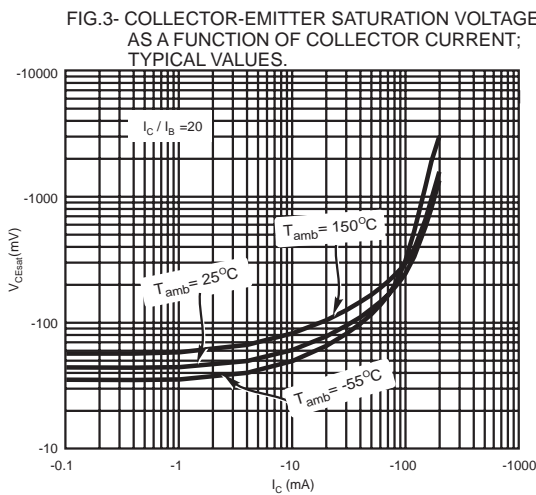
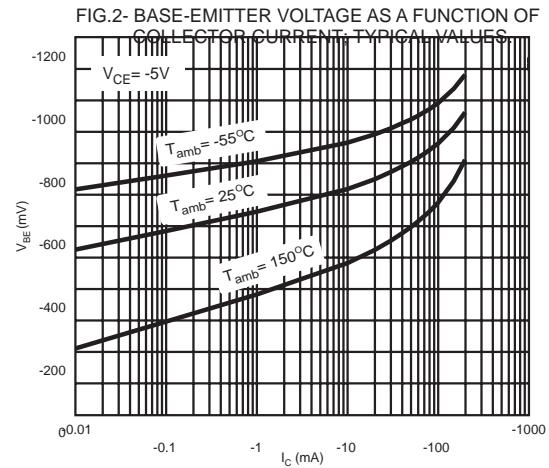
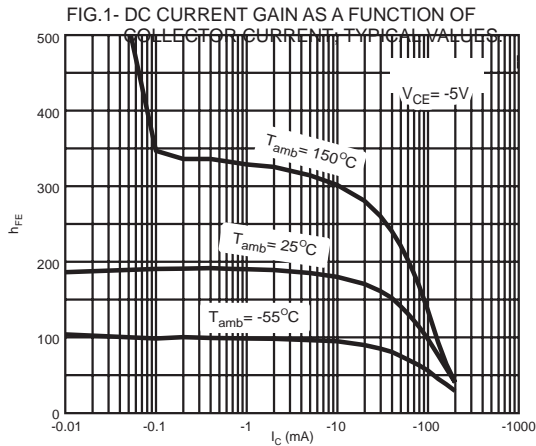
Type Number	Symbol	BC856	BC857	BC858	Units
Collector-base breakdown voltage $I_C=10\mu\text{A}, I_E=0$	V_{CBO}	-80	-50	-30	V
Collector-emitter breakdown voltage $I_C=10\text{mA}, I_B=0$	V_{CEO}	-65	-45	-30	V
Collector current	I_{CM}		-0.1		A
Power dissipation ($T_{amb}=25^\circ\text{C}$) (Note 1)	P_{CM}		0.2		W
Emitter-base breakdown voltage $I_E=10\mu\text{A}, I_C=0$	V_{EBO}		-5		V
Collector cut-off current $V_{CB}=-70\text{V}, I_E=0$	I_{CBO}	-0.1	-0.1	-0.1	μA
$V_{CB}=-45\text{V}, I_E=0$					
$V_{CB}=-25\text{V}, I_E=0$					
Collector cut-off current $V_{CE}=-60\text{V}, I_B=0$	I_{CEO}	-0.1	-0.1	-0.1	μA
$V_{CE}=-40\text{V}, I_B=0$					
$V_{CE}=-25\text{V}, I_B=0$					
Emitter cut-off current $V_{EB}=-5\text{V}, I_C=0$	I_{EBO}		-0.1		μA
Collector-emitter saturation voltage $I_C=-100\text{mA}, I_B=-5\text{mA}$	$V_{CE(sat)}$		-0.5		V
Base-emitter saturation voltage $I_C=-100\text{mA}, I_B=-5\text{mA}$	$V_{BE(sat)}$		-1.1		V
Transition frequency $V_{CE}=-5\text{V}, I_C=-10\text{mA}, f=100\text{MHz}$	f_T		100		MHz
Operating and Storage Temperature Range	T_J, T_{STG}	-55 to + 150			$^\circ\text{C}$
Type Number	Symbol	Min	Max	Units	
DC current gain BC846A,847A,848A	$H_{FE(1)}$	125	250		
BC846B,847B,848B $V_{CE}=-5\text{V}, I_C=-2\text{mA}$		220	475		
BC847C / BC848C		420	800		

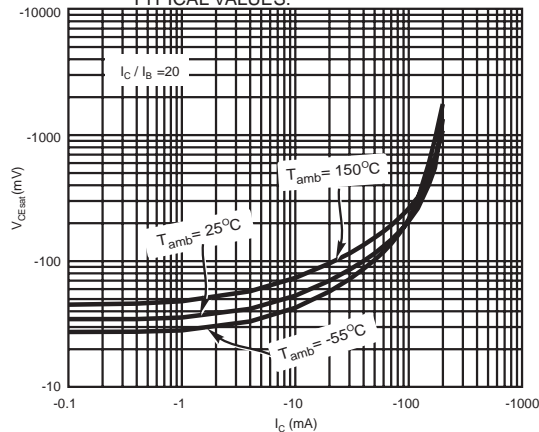
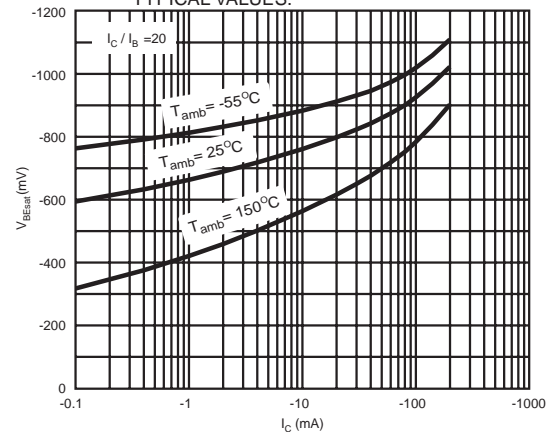
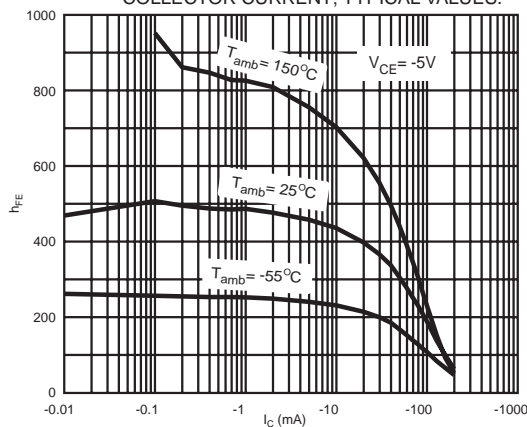
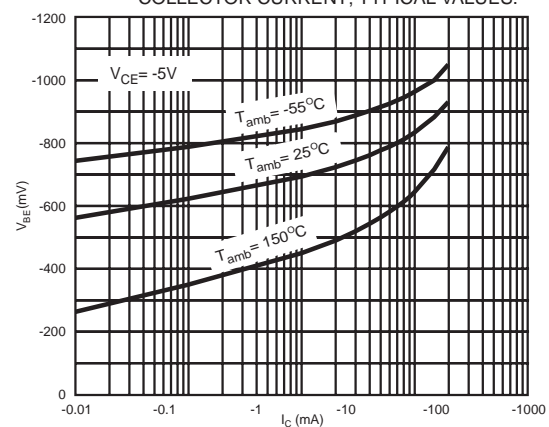
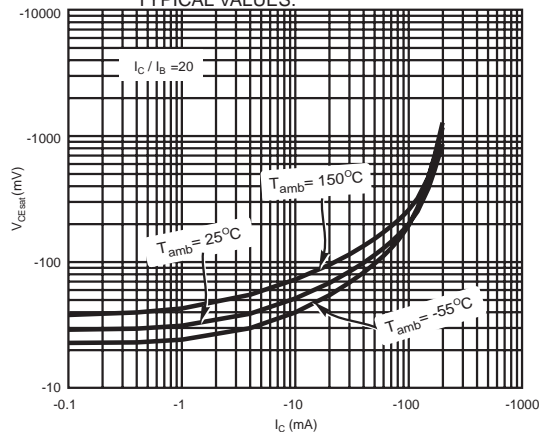
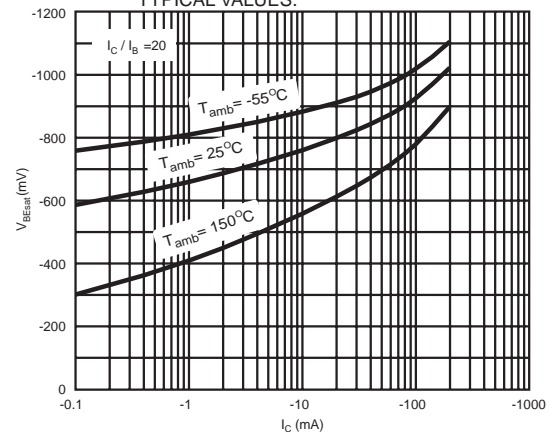
DEVICE MARKING

BC856A=3A, BC856B=3B, BC857A=3E, BC857B=3F, BC857C=3G, BC858A=3J, BC858B=3K, BC858C=3L

Note 1: Transistor mounted on an FR4 Printed-circuit board.

RATINGS AND CHARACTERISTIC CURVES (BC856A,B/ BC857A,B,C/ BC858A,B,C)



RATINGS AND CHARACTERISTIC CURVES (BC856 A,B/ BC857A,B,C/ BC858A,B,C)
FIG.7- COLLECTOR-EMITTER SATURATION VOLTAGE AS A FUNCTION OF COLLECTOR CURRENT; TYPICAL VALUES.

FIG.8- BASE-EMITTER SATURATION VOLTAGE AS A FUNCTION OF COLLECTOR CURRENT; TYPICAL VALUES.

FIG.9- DC CURRENT GAIN AS A FUNCTION OF COLLECTOR CURRENT; TYPICAL VALUES.

FIG.10- BASE-EMITTER VOLTAGE AS A FUNCTION OF COLLECTOR CURRENT; TYPICAL VALUES.

FIG.11- COLLECTOR-EMITTER SATURATION VOLTAGE AS A FUNCTION OF COLLECTOR CURRENT; TYPICAL VALUES.

FIG.12- BASE-EMITTER SATURATION VOLTAGE AS A FUNCTION OF COLLECTOR CURRENT; TYPICAL VALUES.


PACKAGE	SPQ/PCS	CARTON SPQ/PCS	CARTON SIZE/CM	CARTON GW/KG	CARTON NW/KG
SOT-23	3000/REEL	90000	40X20X22	5.00	4.00

X-ON Electronics

Largest Supplier of Electrical and Electronic Components

Click to view similar products for [Bipolar Transistors - BJT category](#):

Click to view products by [LGE manufacturer](#):

Other Similar products are found below :

[BC559C](#) [MCH4017-TL-H](#) [MMBT-2369-TR](#) [BC546/116](#) [NJVMJD148T4G](#) [NTE16](#) [NTE195A](#) [IMX9T110](#) [2N4401-A](#) [2N4403](#) [2N6728](#)
[2SA1419T-TD-H](#) [2SA2126-E](#) [2SB1204S-TL-E](#) [FMC5AT148](#) [2N2369ADCSM](#) [2N2907A](#) [2N3904-NS](#) [2N5769](#) [2SC4618TLN](#) [CPH6501-](#)
[TL-E](#) [MCH4021-TL-E](#) [Jantx2N5416](#) [US6T6TR](#) [BAX18/A52R](#) [BC556/112](#) [IMZ2AT108](#) [MMST8098T146](#) [UMX21NTR](#) [MCH6102-TL-E](#)
[TTA1452B,S4X\(S](#) [2N3879](#) [NTE13](#) [NTE282](#) [NTE323](#) [NTE350](#) [NTE81](#) [JANTX2N2920L](#) [JANTX2N3735](#) [JANSR2N2222AUB](#)
[CMLT3946EG TR](#) [SNSS40600CF8T1G](#) [CMLT3906EG TR](#) [GRP-DATA-JANS2N2907AUB](#) [GRP-DATA-JANS2N2222AUA](#)
[MMDT3946FL3-7](#) [2N4240](#) [JANS2N3019](#) [MSB30KH-13](#) [2N2221AUB](#)