



VOLTAGE RANGE: 200 -- 600V

CURRENT: 1.5 A

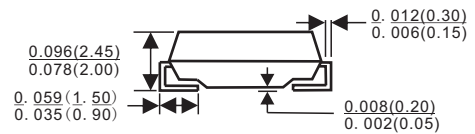
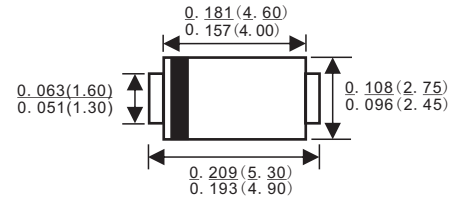
Features

- ✧ For surface mounted applications
- ✧ Glass passivated junction
- ✧ Low forward voltage drop
- ✧ High current capability
- ✧ Easily cleaned with Alcohol, Isopropnol and similar solvents
- ✧ The plastic material carries U/L recognition 94V-0

Mechanical Data

- ✧ Case: JEDEC SMA, molded plastic
- ✧ Polarity: Color band denotes cathode end
- ✧ Weight: 0.002 ounces, 0.064 grams
- ✧ Mounting position: Any

SMA/DO-214AC



Dimensions in inches and (millimeters)

MAXIMUM RATINGS AND ELECTRICAL CHARACTERISTICS

Ratings at 25 °C ambient temperature unless otherwise specified.

Single phase, half wave, 50 Hz, resistive or inductive load. For capacitive load, derate by 20%.

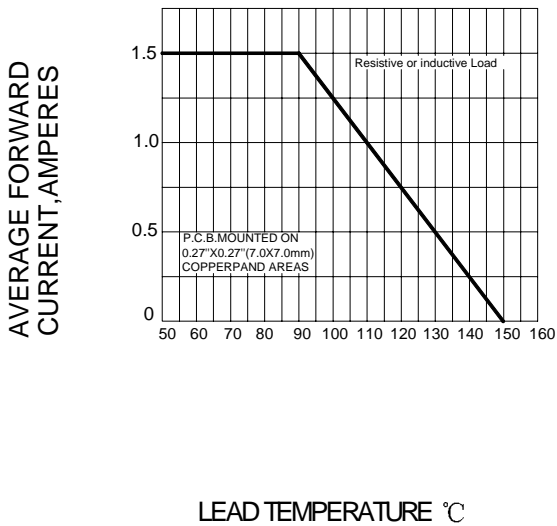
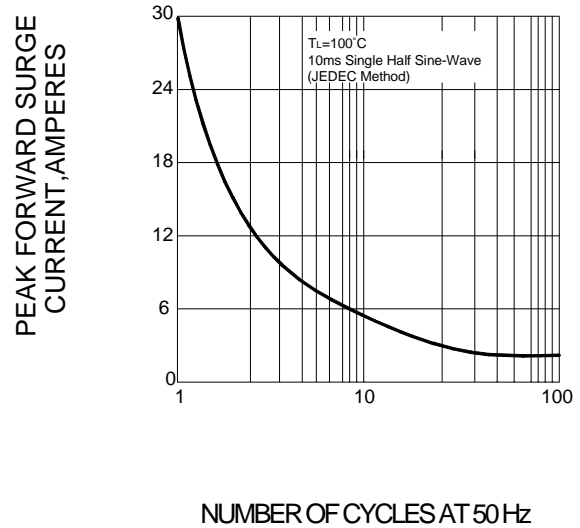
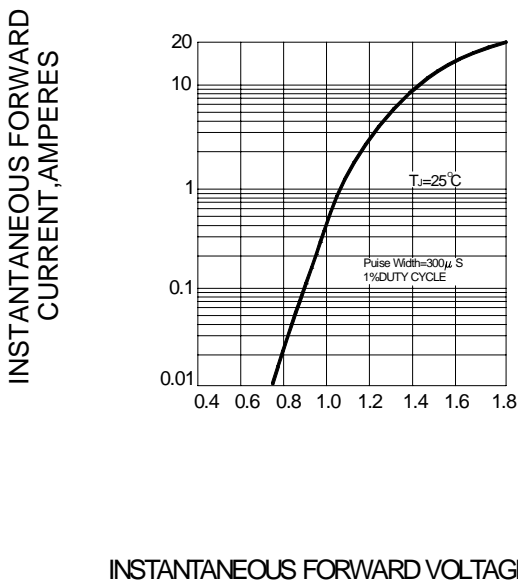
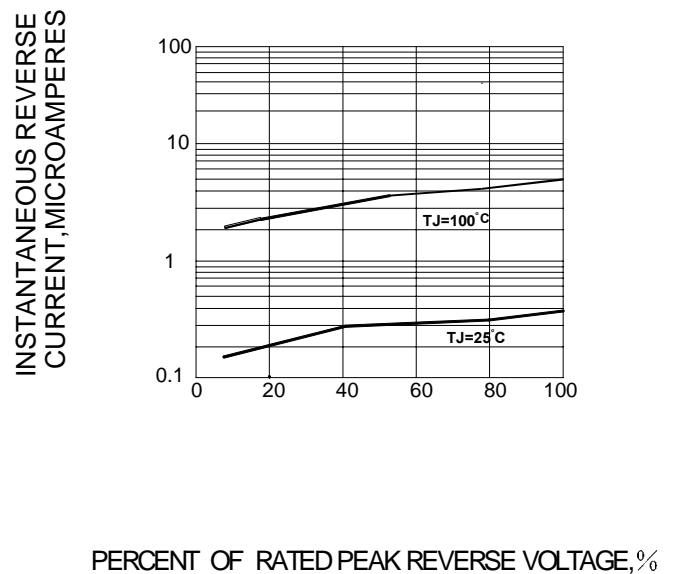
		BYG20D	BYG20G	BYG20J	UNITS
Maximum recurrent peak reverse voltage	V_{RRM}	200	400	600	V
Maximum RMS voltage	V_{RMS}	140	280	420	V
Maximum DC blocking voltage	V_{DC}	200	400	600	V
Average forward rectified current	$I_{F(AV)}$	1.5			A
Peak forward surge current 10 ms single half-sine-wave superimposed on rated load	I_{FSM}	30			A
Maximum instantaneous forward voltage @ 1.0 A @ 1.5 A	V_F	1.3 1.4			V
Maximum reverse current @ $T_A=25$ at rated DC blocking voltage @ $T_A=100$	I_R	1.0 10			μA
Reverse recovery time (Note1)	t_{rr}	75			ns
Typical thermal resistance (Note2)	R_{thJL}	25			K/W
Typical thermal resistance (Note3)	R_{thJA}	125			K/W
Operating temperature range	T_j	- 55 -- +150			
Storage temperature range	T_{STG}	- 55 -- +150			

NOTE: 1. Reverse recovery test conditions: $I_F=0.5A, I_R=1.0A, I_{rr}=0.25A$.

2. Thermal resistance from junction to lead.

3. Thermal resistance from junction to ambient, mounted on epoxy-glass hard tissue, $50mm^2$ 35 μm Cu.

Ratings AND Characteristic Curves

FIG.1 – FORWARD DERATING CURVE

FIG.2-PEAK FORWARD SURGE CURRENT

FIG.3 –TYPICAL FORWARD CHARACTERISTIC

FIG.4 – TYPICAL REVERSE CHARACTERISTICS


PACKAGE	SPQ/PCS	CARTON SPQ/PCS	CARTON SIZE/CM	CARTON GW/KG	CARTON NW/KG
SMA	5000/REEL	80000	36X30.6X31	12.00	11.00

X-ON Electronics

Largest Supplier of Electrical and Electronic Components

Click to view similar products for [Rectifiers](#) category:

Click to view products by [LGE](#) manufacturer:

Other Similar products are found below :

[70HFR40](#) [FR105 R0](#) [RL252-TP](#) [1N5397](#) [1N4005-TR](#) [UFS120Je3/TR13](#) [JANS1N6640US](#) [20ETS12S](#) [RRE02VS6SGTR](#) [MS306](#) [70HF40](#)
[T110HF60](#) [US2JFL-TP](#) [A1N5404G-G](#) [ACGRB207-HF](#) [CLH07\(TE16L,Q\)](#) [CLH03\(TE16L,Q\)](#) [UES1302](#) [ACGRC307-HF](#) [ACEFC304-HF](#)
[DZ-1380](#) [85HFR60](#) [40HFR60](#) [70HF120](#) [85HFR80](#) [SCF7500](#) [SM100](#) [ACGRA4001-HF](#) [MUR420GP-TP](#) [SKR70/08](#) [NTE5819](#) [NTE5911](#)
[NTE5915](#) [NTE6104](#) [NTE6163](#) [NTE6164](#) [NTE6165](#) [NTE6364](#) [TSD3G](#) [SET130312](#) [MSE07PBHM3/89A](#) [UES1106](#) [UES1306](#)
[NRVUS240VT3G](#) [R4000GPS-TP](#) [D4015L56TP](#) [65DN06B02ELEMXPSA1](#) [SKR 320/12](#) [DTH8S06D](#) [UABS10](#)