

DB-1		
Dim	Min	Max
A	8.20	8.60
B	6.10	6.50
C	2.35	2.65
E	0.15	0.35
F	5.40	6.00
I	0.35	0.65
J	8.40	9.00
K	4.80	5.20
L	7.65	8.15
All Dimensions in mm		

## FEATURES

- Rating to 1000V PRVP
- Surge overload rating to 30 Amperes peak
- Ideal for printed circuit board
- Reliable low cost construction utilizing molded plastic technique results in inexpensive product
- Lead solderable per MIL-STD-202 method 208
- Glass passivated chip junctions
- Plastic material has UL flammability classification 94V-0

## Maximum Ratings (@TA = 25°C unless otherwise specified)

Characteristic	Symbol	DB101	DB102	DB103	DB104	DB105	DB106	DB107	UNITS
Peak Repetitive Reverse Voltage	$V_{RRM}$	50	100	200	400	600	800	1000	V
RMS Reverse Voltage	$V_{RMS}$	35	75	140	280	420	560	700	V
DC Blocking Voltage	$V_{DC}$	50	100	200	400	600	800	1000	V
Maximum average forward Output current @TA=40°C	$I_{F(AV)}$	1.0							A
Peak forward surge current 8.3ms single half-sine-wave superimposed on rated load	$I_{FSM}$	30							A
I <sup>2</sup> t Rating for fusing @Tj=25°C	I <sup>2</sup> t	3.7							A <sup>2</sup> S

## Thermal Characteristics

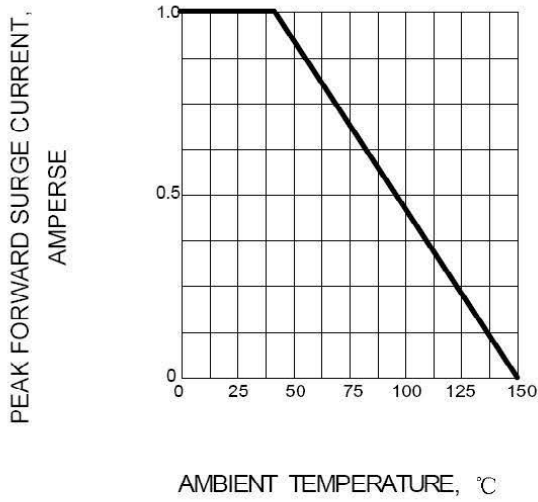
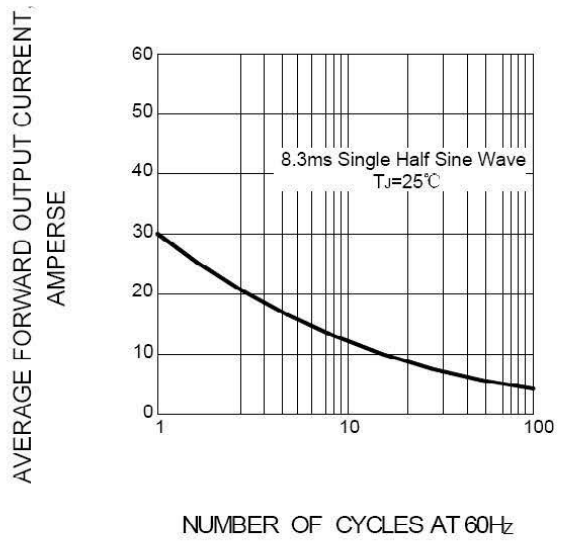
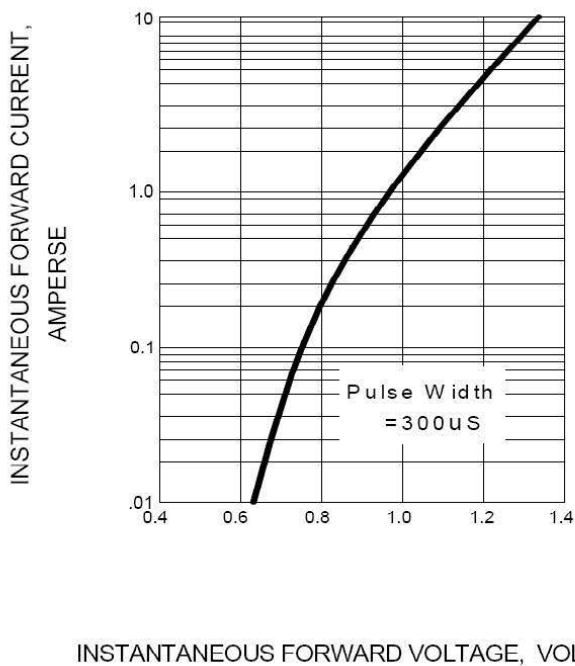
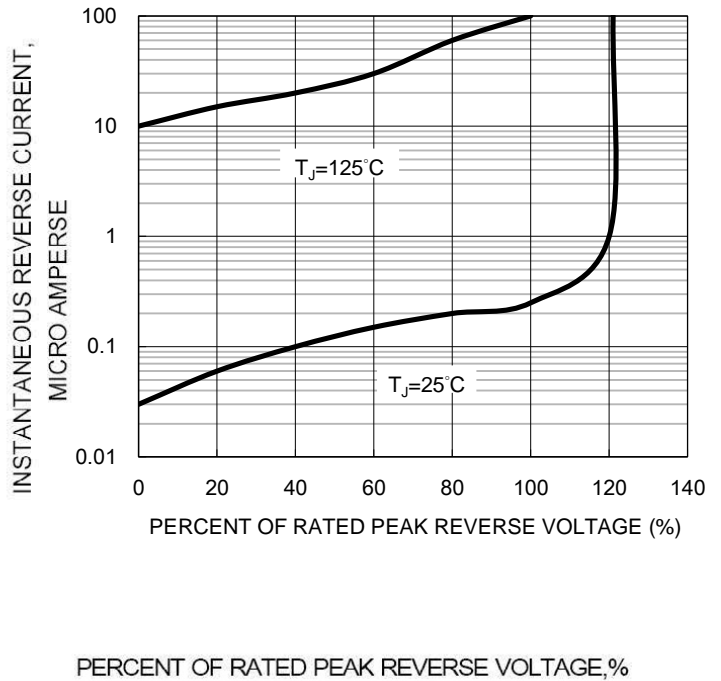
Characteristic	Symbol	DB101	DB102	DB103	DB104	DB105	DB106	DB107	UNITS
Typical thermal resistance per leg (Note1)	$R_{\theta JA}$	66							°C/W
	$R_{\theta JC}$	28							
	$R_{\theta JL}$	27							
Operating junction temperature range	$T_J$	- 55 ---- + 150							°C
Storage temperature range	$T_{STG}$	- 55 ---- + 150							°C

## Electrical Characteristics (@TA = 25°C unless otherwise specified)

Characteristic	Symbol	DB101	DB102	DB103	DB104	DB105	DB106	DB107	UNITS
Maximum instantaneous forward voltage at 1.0 A	$V_F$	1.1							V
Maximum reverse current @TA=25°C at rated DC blocking voltage @TA=100°C	$I_R$	5							μ A
		0.5							

Note:

1. Device mounted on PCB with 10 mm x 20 mm x 0.1mm copper pad areas

**FIG.1 – TYPICAL FORWARD CURRENT DERATING CURVE**

**FIG.2 – MAXIMUM NON-REPETITIVE FORWARD SURGE CURRENT**

**FIG.3 – TYPICAL FORWARD CHARACTERISTIC**

**FIG.4 – TYPICAL REVERSE CHARACTERISTIC**


Device	Package	Shipping
DB101-DB107	DB-1	50unit/pipe

## X-ON Electronics

Largest Supplier of Electrical and Electronic Components

*Click to view similar products for [Diodes - General Purpose, Power, Switching category](#):*

*Click to view products by [LGE manufacturer](#):*

Other Similar products are found below :

[MCL4151-TR3](#) [MMBD3004S-13-F](#) [RD0306T-H](#) [1N3611](#) [NTE156A](#) [NTE574](#) [NTE6244](#) [1SS193,LF](#) [1SS400CST2RA](#) [SDAA13](#)  
[SHN2D02FUTW1T1G](#) [LS4151GS08](#) [1N4449](#) [1N456A](#) [1N4934-E3/73](#) [1N914BTR](#) [RFUH20TB3S](#) [D291S45T](#) [BAV300-TR](#) [BAW56DWQ-](#)  
[7-F](#) [BAW56M3T5G](#) [BAW75-TAP](#) [MM230L-CAA](#) [IDW40E65D1](#) [JAN1N3600](#) [JAN1N4454UR-1](#) [LL4151-GS18](#) [SMMSD4148T3G](#)  
[BYW95B/A52A](#) [NSVDAN222T1G](#) [CDSZC01100-HF](#) [LL4150-M-08](#) [1N4454-TR](#) [BAV70HDW-7](#) [BAS28-7](#) [JANTX1N6640](#) [BAW56HDW-](#)  
[13](#) [BAS28 TR](#) [VS-HFA04SD60STR-M3](#) [NSVM1MA152WKT1G](#) [1SS388-TP](#) [RGP30D-E3/73](#) [VS-8EWF02S-M3](#) [BAV99TQ-13-F](#)  
[BAV99HDW-13](#) [MMDB30-E28X](#) [IDP20C65D2XKSA1](#) [LS4148](#) [IDV15E65D2](#) [NSVM1MA152WAT1G](#)