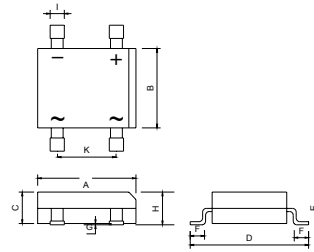


## FEATURES

- Rating to 1000V PRVP
- Surge overload rating to 40 Amperes peak
- Glass passivated chip junctions
- Reliable low cost construction utilizing molded plastic technique results in inexpensive product
- Lead solderable per MIL-STD-202 method 208
- Lead: silver plated copper, solderde plated
- Plastic material has UL flammability classification94V-0



DBS		
Dim	Min	Max
A	8.20	8.60
B	6.10	6.50
C	2.35	2.65
D	9.80	10.20
E	0.15	0.35
F	0.90	1.50
G	0.20MAX	
H	2.50	2.80
I	1.00	1.40
K	4.80	5.20
All Dimensions in mm		

## Maximum Ratings (@ $T_A = 25^\circ\text{C}$ unless otherwise specified)

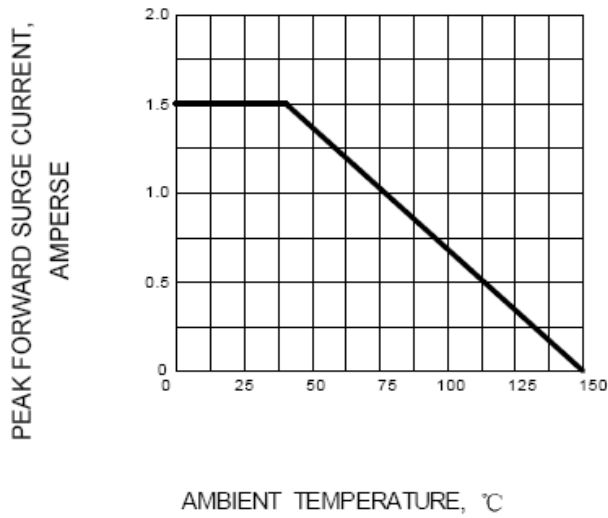
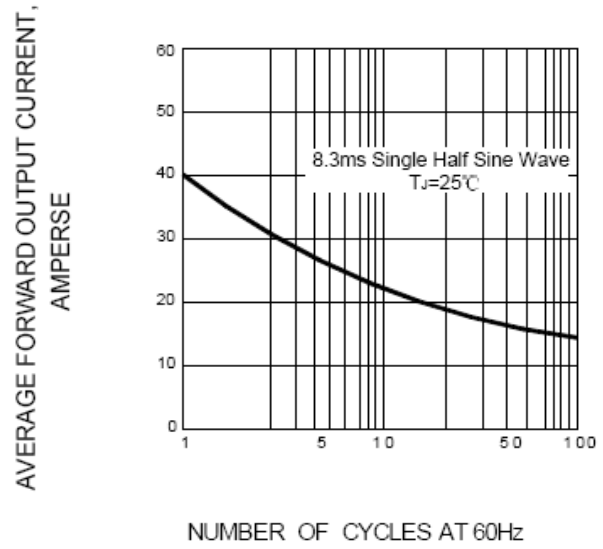
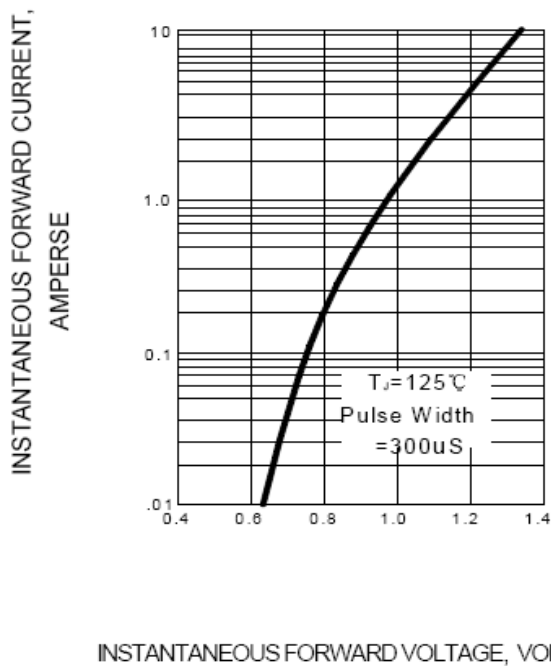
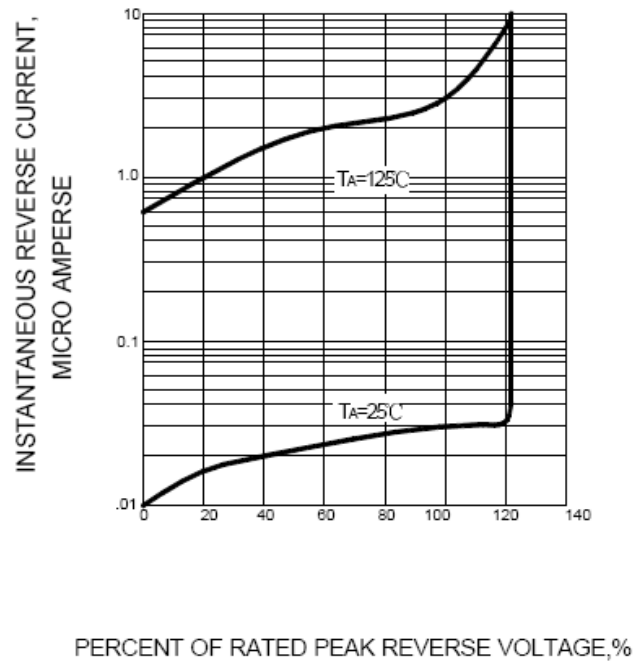
Characteristic	Symbol	DB151S	DB152S	DB153S	DB154S	DB155S	DB156S	DB157S	UNITS
Maximum Recurrent Peak Reverse Voltage	$V_{RRM}$	50	100	200	400	600	800	1000	V
Maximum RMS Reverse Voltage	$V_{RMS}$	35	75	140	280	420	560	700	V
Maximum DC Blocking Voltage	$V_{DC}$	50	100	200	400	600	800	1000	V
Maximum average forward Output current @ $T_A=40^\circ\text{C}$	$I_{F(AV)}$	1.5							A
Peak forward surge current 8.3ms single half-sine-wave superimposed on rated load	$I_{FSM}$	50							A
$I^2t$ Rating for fusing @ $T_j=25^\circ\text{C}$	$I^2t$	10							$\text{A}^2\text{S}$

## Thermal Characteristics

Characteristic	Symbol	DB151S	DB152S	DB153S	DB154S	DB155S	DB156S	DB157S	UNITS
Typical thermal resistance per leg	$R_{\theta JA}$	70							$^\circ\text{C}/\text{W}$
	$R_{\theta JC}$	31							
	$R_{\theta JL}$	29							
Operating junction temperature range	$T_J$	-55 -- +150							$^\circ\text{C}$
Storage temperature range	$T_{STG}$	-55 -- +150							$^\circ\text{C}$

## Electrical Characteristics (@ $T_A = 25^\circ\text{C}$ unless otherwise specified)

Characteristic	Symbol	DB151S	DB152S	DB153S	DB154S	DB155S	DB156S	DB157S	UNITS
Maximum instantaneous forward voltage at 1.5A	$V_F$	1.1							V
Maximum reverse current @ $T_A=25^\circ\text{C}$ at rated DC blocking voltage @ $T_A=100^\circ\text{C}$	$I_R$	5							$\mu\text{A}$
		0.5							mA

**FIG.1 – TYPICAL FORWARD CURRENT DERATING CURVE**

**FIG.2 -- MAXIMUM NON-REPETITIVE FORWARD SURGE CURRENT**

**FIG.3 – TYPICAL FORWARD CHARACTERISTIC**

**FIG.4 – TYPICAL REVERSE CHARACTERISTIC**


Device	Package	SPQ/PCS
DB151S--DB157S	DBS	1500/REEL

## X-ON Electronics

Largest Supplier of Electrical and Electronic Components

*Click to view similar products for [Diodes - General Purpose, Power, Switching category](#):*

*Click to view products by [LGE manufacturer](#):*

Other Similar products are found below :

[MMBD3004S-13-F](#) [1N3611](#) [NTE156A](#) [NTE6244](#) [1SS400CST2RA](#) [SDAA13](#) [SHN2D02FUTW1T1G](#) [1N4449](#) [1N456A](#) [1N914BTR](#)  
[D291S45T](#) [BAS 16-02L E6327](#) [BAS 16-02V H6327](#) [BAS 21U E6327](#) [BAS 28 E6327](#) [BAW56DWQ-7-F](#) [BAW56M3T5G](#) [BAW75-TAP](#)  
[MM230L-CAA](#) [IDW40E65D1](#) [JAN1N3600](#) [JAN1N4454UR-1](#) [SMMSD4148T3G](#) [BYW95B/A52A](#) [NSVDAN222T1G](#) [CDSZC01100-HF](#)  
[BAV70HDW-7](#) [BAS28-7](#) [JANTX1N6640](#) [BAW56HDW-13](#) [BAS28 TR](#) [VS-HFA04SD60STR-M3](#) [1SS388-TP](#) [BAV99TQ-13-F](#)  
[BAV99HDW-13](#) [1N4004](#) [MMDB30-E28X](#) [LS4148](#) [IDV15E65D2](#) [W0503RH200S0L](#) [M0268SJ200NLF](#) [M0268RJ200NLF](#) [S3MBF](#) [US1J](#)  
[DAN217U-TP](#) [SHV-06JNS-Q](#) [IDW30C65D1](#) [IDW80C65D1](#) [VS-HFA30TA60CSR-M3](#) [M1MA152WAT1](#)