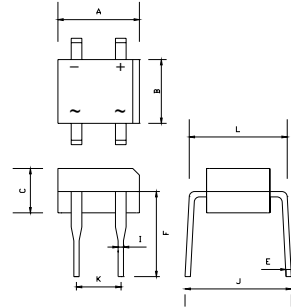




## FEATURES

- Rating to 1000V PRVP
- Surge overload rating to 40 Amperes peak
- Glass passivated chip junctions
- Reliable low cost construction utilizing molded plastic technique results in inexpensive product
- Lead solderable per MIL-STD-202 method 208
- Lead: silver plated copper, solderde plated
- Plastic material has UL flammability classification94V-0



| DB-1                 |      |      |
|----------------------|------|------|
| Dim                  | Min  | Max  |
| A                    | 8.20 | 8.60 |
| B                    | 6.10 | 6.50 |
| C                    | 2.35 | 2.65 |
| E                    | 0.15 | 0.35 |
| F                    | 5.40 | 6.00 |
| I                    | 0.35 | 0.65 |
| J                    | 8.40 | 9.00 |
| K                    | 4.80 | 5.20 |
| L                    | 7.65 | 8.15 |
| All Dimensions in mm |      |      |

## Maximum Ratings(@TA = 25°C unless otherwise specified)

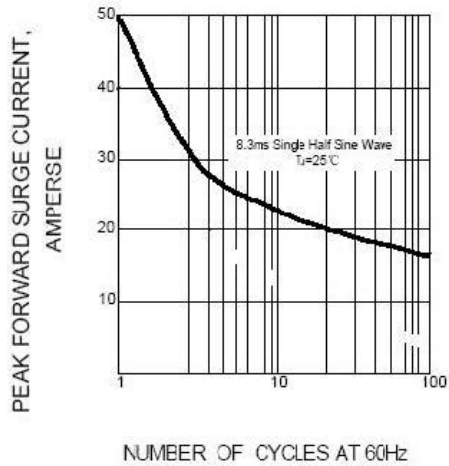
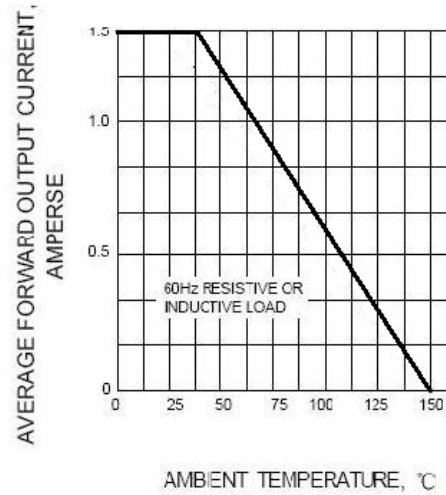
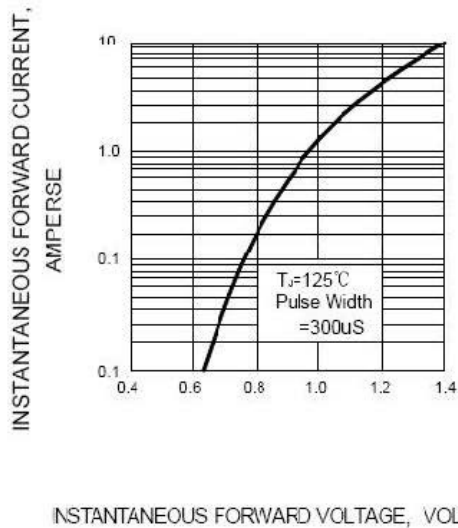
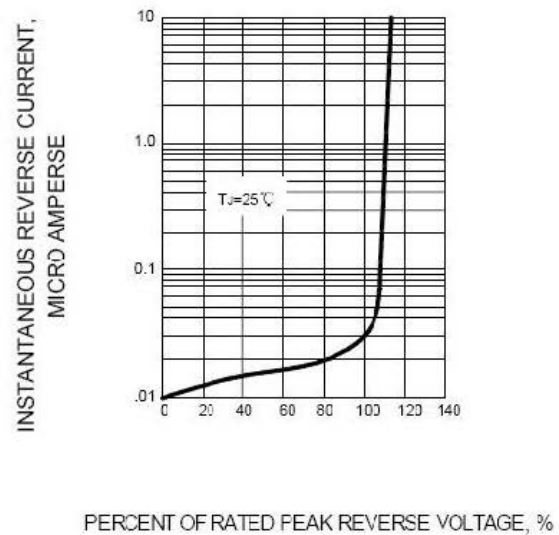
| Characteristic  | Symbol           | DB151 | DB152 | DB153 | DB154 | DB155 | DB156 | DB157 | UNITS            |
|---|------------------|-------|-------|-------|-------|-------|-------|-------|------------------|
| Maximum Recurrent Peak Reverse Voltage  | $V_{RRM}$        | 50    | 100   | 200   | 400   | 600   | 800   | 1000  | V                |
| Maximum RMS Reverse Voltage   | $V_{RMS}$        | 35    | 75    | 140   | 280   | 420   | 560   | 700   | V                |
| Maximum DC Blocking Voltage   | $V_{DC}$         | 50    | 100   | 200   | 400   | 600   | 800   | 1000  | V                |
| Maximum average forward Output current<br>@TA=25°C                                      | $I_{F(AV)}$      | 1.5   |       |       |       |       |       |       | A                |
| Peak forward surge current<br>8.3ms single half-sine-wave<br>superimposed on rated load | $I_{FSM}$        | 50    |       |       |       |       |       |       | A                |
| I <sup>2</sup> t Rating for fusing @Tj=25 C   | I <sup>2</sup> t | 10    |       |       |       |       |       |       | A <sup>2</sup> S |

## Thermal Characteristics

| Characteristic                       | Symbol          | DB151       | DB152 | DB153 | DB154 | DB155 | DB156 | DB157 | UNITS |
|--------------------------------------|-----------------|-------------|-------|-------|-------|-------|-------|-------|-------|
| Typical thermal resistance per leg   | $R_{\theta JA}$ | 70          |       |       |       |       |       |       | °C/W  |
|                                      | $R_{\theta JC}$ | 31          |       |       |       |       |       |       |       |
|                                      | $R_{\theta JL}$ | 29          |       |       |       |       |       |       |       |
| Operating junction temperature range | $T_J$           | -55 -- +150 |       |       |       |       |       |       | °C    |
| Storage temperature range            | $T_{STG}$       | -55 -- +150 |       |       |       |       |       |       | °C    |

## Electrical Characteristics (@TA = 25°C unless otherwise specified)

| Characteristic   | Symbol | DB151 | DB152 | DB153 | DB154 | DB155 | DB156 | DB157 | UNITS |
|--|--------|-------|-------|-------|-------|-------|-------|-------|-------|
| Maximum instantaneous forward voltage<br>at 1.5A                           | $V_F$  | 1.1   |       |       |       |       |       |       | V     |
| Maximum reverse current @TA=25°C<br>at rated DC blocking voltage @TA=100°C | $I_R$  | 5.0   |       |       |       |       |       |       | μ A   |
|  |        | 0.5   |       |       |       |       |       |       | m A   |

**FIG.1 -- PEAK FORWARD SURGE CURRENT**

**FIG.2 -- FORWARD DERATING CURVE**

**FIG.3 -- TYPICAL FORWARD CHARACTERISTIC**

**FIG.4 -- TYPICAL REVERSE CHARACTERISTIC**


| Device       | Package | Shipping    |
|--------------|---------|-------------|
| DB151--DB157 | DB-1    | 50unit/pipe |

## X-ON Electronics

Largest Supplier of Electrical and Electronic Components

*Click to view similar products for [Diodes - General Purpose, Power, Switching category](#):*

*Click to view products by [LGE manufacturer](#):*

Other Similar products are found below :

[MCL4151-TR3](#) [MMBD3004S-13-F](#) [RD0306T-H](#) [1N3611](#) [NTE156A](#) [NTE574](#) [NTE6244](#) [1SS193,LF](#) [1SS400CST2RA](#) [SDAA13](#)  
[SHN2D02FUTW1T1G](#) [LS4151GS08](#) [1N4449](#) [1N456A](#) [1N4934-E3/73](#) [1N914BTR](#) [RFUH20TB3S](#) [D291S45T](#) [BAV300-TR](#) [BAW56DWQ-](#)  
[7-F](#) [BAW75-TAP](#) [MM230L-CAA](#) [IDW40E65D1](#) [JAN1N3600](#) [JAN1N4454UR-1](#) [LL4151-GS18](#) [SMMSD4148T3G](#) [BYW95B/A52A](#)  
[NSVDAN222T1G](#) [CDSZC01100-HF](#) [LL4150-M-08](#) [1N4454-TR](#) [BAV70HDW-7](#) [BAS28-7](#) [JANTX1N6640](#) [BAW56HDW-13](#) [BAS28 TR](#)  
[VS-HFA04SD60STR-M3](#) [NSVM1MA152WKT1G](#) [1SS388-TP](#) [RGP30D-E3/73](#) [VS-8EWF02S-M3](#) [BAV99TQ-13-F](#) [BAV99HDW-13](#)  
[MMDB30-E28X](#) [IDP20C65D2XKSA1](#) [LS4148](#) [IDV15E65D2](#) [NSVM1MA152WAT1G](#) [HN4D02JU\(TE85L,F\)](#)