

DB-1		
Dim	Min	Max
A	8.20	8.60
B	6.10	6.50
C	2.35	2.65
E	0.15	0.35
F	5.40	6.00
I	0.35	0.65
J	8.40	9.00
K	4.80	5.20
L	7.65	8.15

All Dimensions in mm

## FEATURES

- Rating to 1000V PRVP
- Surge overload rating to 30 Amperes peak
- Ideal for printed circuit board
- Reliable low cost construction utilizing molded plastic technique results in inexpensive product
- Lead solderable per MIL-STD-202 method 208
- Glass passivated chip junctions
- Plastic material has UL flammability classification 94V-0

## Maximum Ratings (@T<sub>A</sub> = 25°C unless otherwise specified)

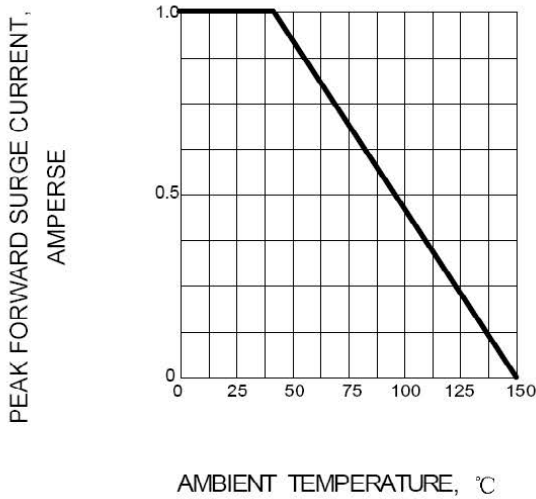
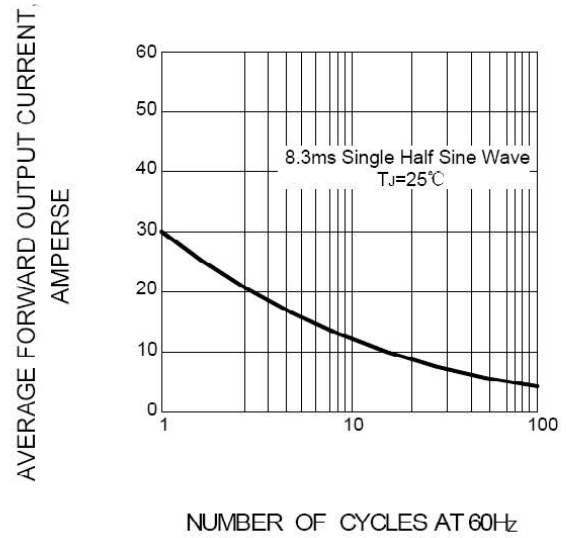
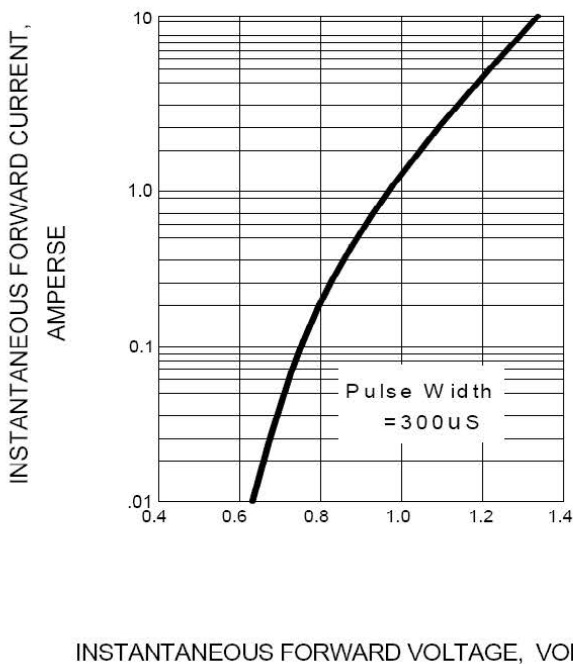
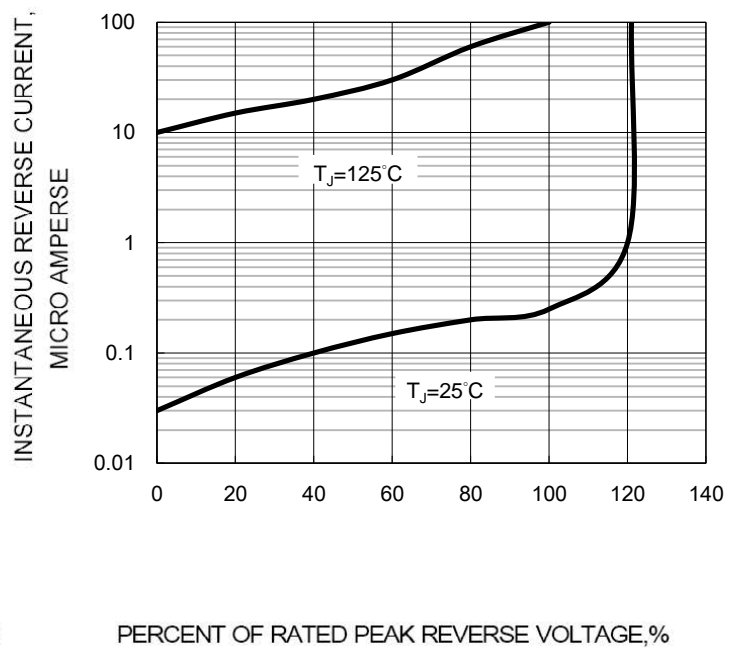
Characteristic	Symbol	DF005M	DF01M	DF02M	DF04M	DF06M	D08M	DF10M	UNITS
Peak Repetitive Reverse Voltage	V <sub>RRM</sub>	50	100	200	400	600	800	1000	V
RMS Reverse Voltage	V <sub>RMS</sub>	35	70	140	280	420	560	700	V
DC Blocking Voltage	V <sub>DC</sub>	50	100	200	400	600	800	1000	V
Maximum average forward Output current @T <sub>A</sub> =40°C	I <sub>F(AV)</sub>	1.0							A
Peak forward surge current 8.3ms single half-sine-wave superimposed on rated load	I <sub>FSM</sub>	30							A
Current squared time t < 8.3ms , T <sub>a</sub> = 25 C	i <sup>2</sup> t	3.74							A <sup>2</sup> s

## Thermal Characteristics

Characteristic	Symbol	DF005M	DF01M	DF02M	DF04M	DF06M	D08M	DF10M	UNITS
Typical thermal resistance junction to lead	R <sub>θJA</sub>	66							°C/W
On aluminum substrate	R <sub>θJC</sub>	28							
	R <sub>θJL</sub>	27							
Operating junction temperature range	T <sub>J</sub>	- 55 ---- + 150							°C
Storage temperature range	T <sub>STG</sub>	- 55 ---- + 150							°C

## Electrical Characteristics (@T<sub>A</sub> = 25°C unless otherwise specified)

Characteristic	Symbol	DF005M	DF01M	DF02M	DF04M	DF06M	D08M	DF10M	UNITS
Maximum instantaneous forward voltage at 1.0 A	V <sub>F</sub>	1.1							V
Maximum reverse current @T <sub>A</sub> =25°C at rated DC blocking voltage @T <sub>A</sub> =100°C	I <sub>R</sub>	5.0							μ A
		0.5							mA

**FIG.1 – TYPICAL FORWARD CURRENT DERATING CURVE**

**FIG.2 – MAXIMUM NON-REPETITIVE FORWARD SURGE CURRENT**

**FIG.3 – TYPICAL FORWARD CHARACTERISTIC**

**FIG.4 – TYPICAL REVERSE CHARACTERISTIC**


Device	Shipping
DF005M-DF10M	50unit/pipe

## X-ON Electronics

Largest Supplier of Electrical and Electronic Components

*Click to view similar products for [Bridge Rectifiers](#) category:*

*Click to view products by [LGE](#) manufacturer:*

Other Similar products are found below :

[MB252](#) [MB356G](#) [MB358G](#) [GBJ1504-BP](#) [GBU10B-BP](#) [GBU15K-BP](#) [GBU4A-BP](#) [GBU4D-BP](#) [DB101-BP](#) [DF01](#) [DF10SA-E345](#) [KBPC50-10S](#) [RS405GL-BP](#) [GBJ1502-BP](#) [GBU6M](#) [TB102M](#) [MB1510](#) [MB86](#) [TL401G](#) [MDA920A2](#) [TU602](#) [TU810](#) [MP5010W-BP](#) [MP501W-BP](#) [MP502-BP](#) [KBPC25-02](#) [VBO160-12NO7](#) [VS-110MT120KPBF](#) [VS-60MT80KPBF](#) [DB105-BP](#) [DF1510S](#) [VS-40MT160PAPBF](#) [GBU4G-BP](#) [GSIB15A80-E3/45](#) [DB104-BP](#) [D3SB60](#) [TB354](#) [GBJ2504-BP](#) [26MB100A](#) [B1S-G](#) [VS-40MT160KPBF](#) [VUO162-16NO7](#) [ABS10-G](#) [GBU6B-BP](#) [GBJ1508-BP](#) [BR5010-G](#) [ABS6-G](#) [B125C800G-E4/51](#) [MSB15MH-13](#) [LBS10-13](#)