



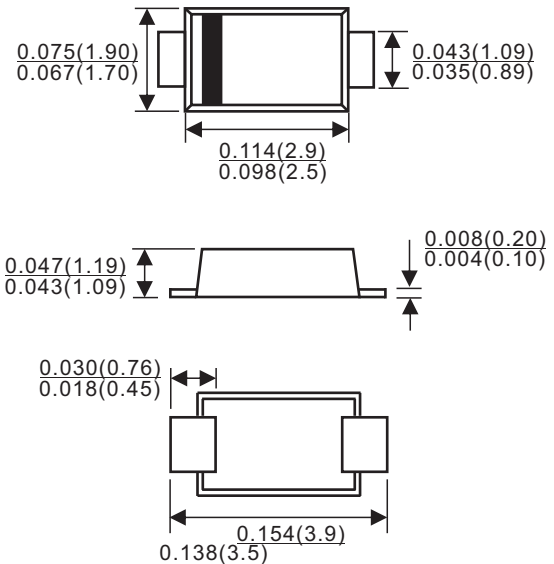
Features

- ✧ Low profile package
- ✧ Ideal for automated placement
- ✧ Ultrafast reverse recovery time
- ✧ Low power losses, high efficiency
- ✧ Low forward voltage drop
- ✧ High surge capability
- ✧ High temperature soldering:
260°C/10 seconds at terminals
- ✧ Component in accordance to
RoHS 2002/95/1 and WEEE 2002/96/EC

Mechanical Date

- ✧ **Case:** JEDEC SOD-123FL molded plastic body over passivated chip
- ✧ **Terminals:** Solder plated, solderable per J-STD-002B and JESD22-B102D
- ✧ **Polarity:** Laser band denotes cathode end

SOD-123FL



Maximum Ratings & Thermal Characteristics & Electrical Characteristics

(TA = 25 °C unless otherwise noted)

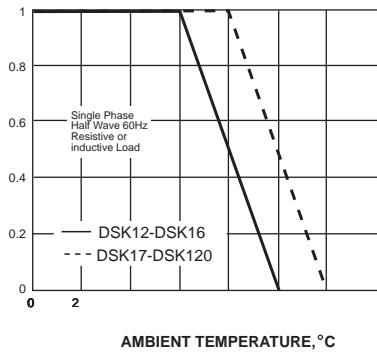
MDD Catalog Number	SYMBOLS	DSK12	DSK13	DSK14	DSK15	DSK16	DSK17	DSK18	DSK19	DSK110	DSK115	DSK120	UNITS
Maximum repetitive peak reverse voltage	V_{RRM}	20	30	40	50	60	70	80	90	100	150	200	VOLTS
Maximum RMS voltage	V_{RMS}	14	21	28	35	42	49	56	63	70	105	140	VOLTS
Maximum DC blocking voltage	V_{DC}	20	30	40	50	60	70	80	90	100	150	200	VOLTS
Maximum average forward rectified current	$I_{(AV)}$	1.0											Amp
Peak forward surge current 8.3ms single half sine-wave superimposed on rated load (JEDEC Method)	I_{FSM}	25.0											Amps
Maximum instantaneous forward voltage at 1.0A	V_F	0.55		0.70		0.85			0.95			Volts	
Maximum DC reverse current $T_A=25^{\circ}C$ at rated DC blocking voltage $T_A=100^{\circ}C$	I_R	0.5					0.2			2.0			mA
Typical junction capacitance (NOTE 1)	C_J	110				80							pF
Operating junction temperature range	T_J	-65 to +125					-65 to +150						°C
Storage temperature range	T_{STG}	-65 to +150											°C

Note: 1. Measured at 1MHz and applied reverse voltage of 4.0V D.C.

Characteristic Curves ($T_A=25\text{ }^\circ\text{C}$ unless otherwise noted)

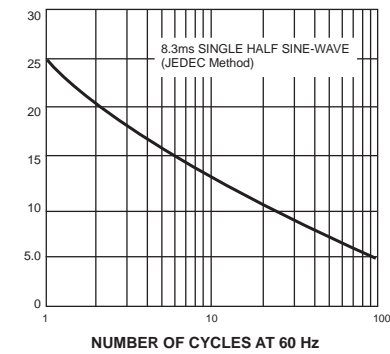
AVERAGE FORWARD RECTIFIED CURRENT, AMPERES

FIG. 1- FORWARD CURRENT DERATING CURVE



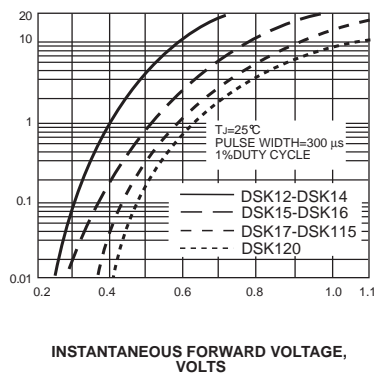
PEAK FORWARD SURGE CURRENT, AMPERES

FIG. 2-MAXIMUM NON-REPETITIVE PEAK FORWARD SURGE CURRENT



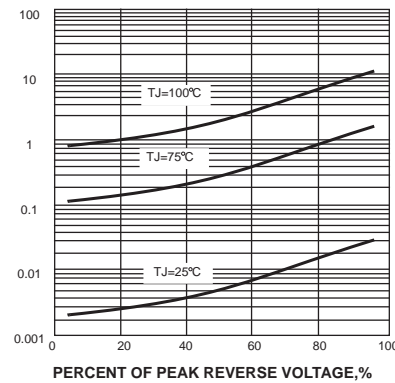
INSTANTANEOUS FORWARD CURRENT, AMPERES

FIG. 3-TYPICAL INSTANTANEOUS FORWARD CHARACTERISTICS



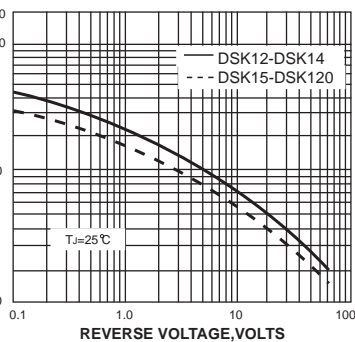
INSTANTANEOUS REVERSE CURRENT, MILLIAMPERES

FIG. 4-TYPICAL REVERSE CHARACTERISTICS



JUNCTION CAPACITANCE, pF

FIG. 5-TYPICAL JUNCTION CAPACITANCE



PACKAGE	SPQ/PCS	CARTON SPQ/PCS	CARTON SIZE/CM	CARTON GW/KG	CARTON NW/KG
SOD-123FL	3000/REEL	90000	40X20X22	5.00	4.00

X-ON Electronics

Largest Supplier of Electrical and Electronic Components

Click to view similar products for [Schottky Diodes & Rectifiers](#) category:

Click to view products by [LGE](#) manufacturer:

Other Similar products are found below :

[CUS06\(TE85L,Q,M\)](#) [MA4E2039](#) [D1FH3-5063](#) [MBR0530L-TP](#) [MBR10100CT-BP](#) [MBR30H100MFST1G](#) [MMBD301M3T5G](#) [PMAD1103-LF](#) [PMAD1108-LF](#) [RB160M-50TR](#) [RB520S-30](#) [RB551V-30](#) [DD350N18K](#) [DZ435N40K](#) [DZ600N16K](#) [BAS16E6433HTMA1](#) [BAS 3010S-02LRH E6327](#) [BAT 54-02LRH E6327](#) [IDL02G65C5XUMA1](#) [NSR05F40QNXT5G](#) [NSVR05F40NXT5G](#) [JANS1N6640](#) [SB07-03C-TB-H](#) [SB1003M3-TL-W](#) [SBAT54CWT1G](#) [SBM30-03-TR-E](#) [SBS818-TL-E](#) [SK32A-LTP](#) [SK33A-TP](#) [SK34A-TP](#) [SK34B-TP](#) [SMD1200PL-TP](#) [ACDBN160-HF](#) [SS3003CH-TL-E](#) [STPS30S45CW](#) [PDS3100Q-7](#) [GA01SHT18](#) [CRS10I30A\(TE85L,QM\)](#) [MBR1240MFST1G](#) [MBRB30H30CT-1G](#) [BAS28E6433HTMA1](#) [BAS 70-02L E6327](#) [HSB123JTR-E](#) [JANTX1N5712-1](#) [VS-STPS40L45CW-N3](#) [DD350N12K](#) [SB007-03C-TB-E](#) [SB10015M-TL-E](#) [SB1003M3-TL-E](#) [SK110-LTP](#)