



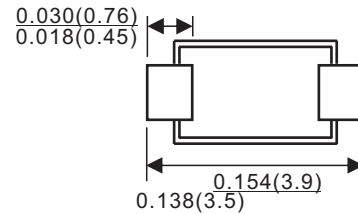

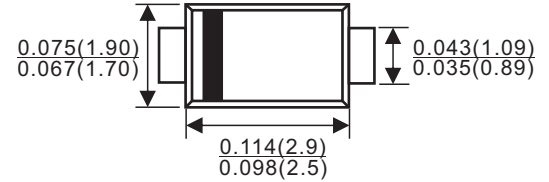
SOD-123FL

Features

- ✧ Low profile package
- ✧ Ideal for automated placement
- ✧ Ultrafast reverse recovery time
- ✧ Low power losses, high efficiency
- ✧ Low forward voltage drop
- ✧ High surge capability
- ✧ High temperature soldering:
260°C/10 seconds at terminals
- ✧ Component in accordance to
RoHS 2002/95/1 and WEEE 2002/96/EC

Mechanical Date

- ✧ **Case:** JEDEC SOD-123FL molded plastic body over passivated chip
- ✧ **Terminals:** Solder plated, solderable per J-STD-002B and JESD22-B102D
- ✧ **Polarity:** Laser band denotes cathode end
- ✧ **Weight:** 0.017gram



Dimensions in inches and(millimeters)

Maximum Ratings & Thermal Characteristics & Electrical Characteristics

(T_A = 25 °C unless otherwise noted)

	SYMBOLS	DSK22	DSK23	DSK24	DSK25	DSK26	DSK27	DSK 28	DSK29	DSK210	DSK215	DSK220	UNITS	
Maximum repetitive peak reverse voltage	V _{RRM}	20	30	40	50	60	70	80	90	100	150	200	VOLTS	
Maximum RMS voltage	V _{RMS}	14	21	28	35	42	49	56	63	70	83	90	VOLTS	
Maximum DC blocking voltage	V _{DC}	20	30	40	50	60	70	80	90	100	150	200	VOLTS	
Maximum average forward rectified current	I _(AV)	2.0											Amp	
Peak forward surge current 8.3ms single half sine-wave superimposed on rated load (JEDEC Method)	I _{FSM}	40.0											Amps	
Maximum instantaneous forward voltage at 2.0A	V _F	0.55			0.70			0.85			0.95		Volts	
Maximum DC reverse current T _A =25°C at rated DC blocking voltage T _A =100°C	I _R	0.5					10.0					5.0		mA
Typical junction capacitance (NOTE 1)	C _J	220					80					pF		
Operating junction temperature range	T _J	-65 to +125					-65 to +150					°C		
Storage temperature range	T _{STG}	-65 to +150											°C	

Note:1.Measured at 1MHz and applied reverse voltage of 4.0V

D.C.

Characteristic Curves ($T_A=25^\circ\text{C}$ unless otherwise noted)

Fig.1 Forward Current Derating Curve

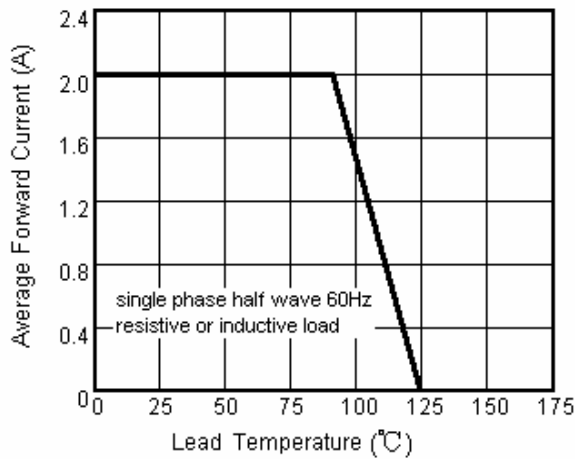


Fig.2 Maximum Non-Repetitive Peak Forward Surge Current

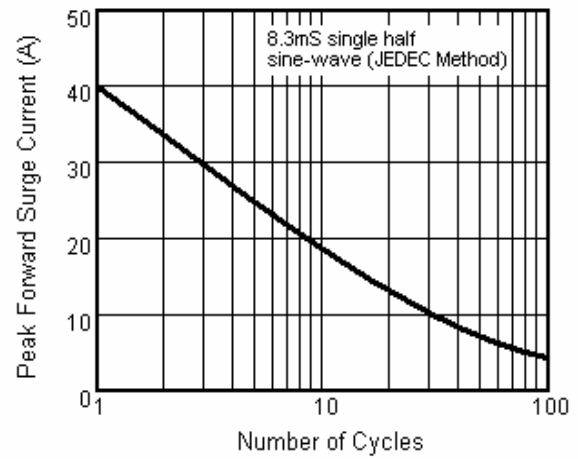


Fig.3 Typical Instantaneous Forward Characteristics

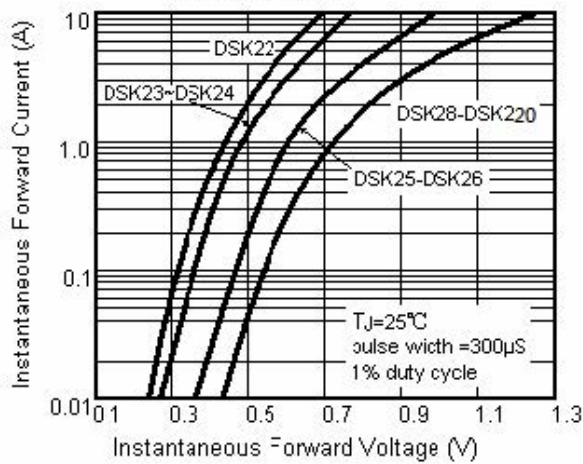
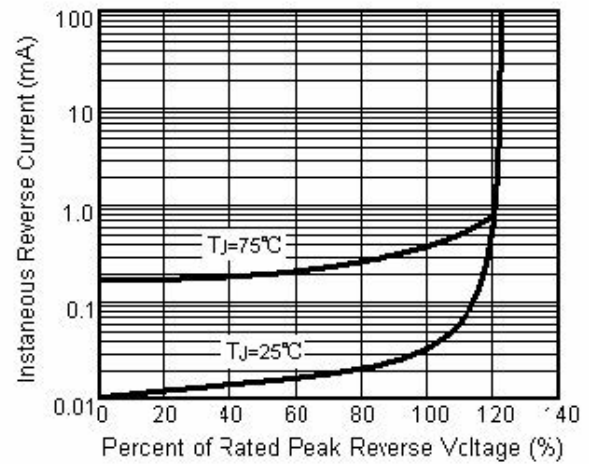


Fig.4 Typical Reverse Characteristics



PACKAGE	SPQ/PCS	CARTON SPQ/PCS	CARTON SIZE/CM	CARTON GW/KG	CARTON NW/KG
SOD-123FL	3000/REEL	90000	40X20X22	5.00	4.00

X-ON Electronics

Largest Supplier of Electrical and Electronic Components

Click to view similar products for [Schottky Diodes & Rectifiers](#) category:

Click to view products by [LGE](#) manufacturer:

Other Similar products are found below :

[CUS06\(TE85L,Q,M\)](#) [MA4E2039](#) [D1FH3-5063](#) [MBR0530L-TP](#) [MBR10100CT-BP](#) [MBR30H100MFST1G](#) [MMBD301M3T5G](#) [PMAD1103-LF](#) [PMAD1108-LF](#) [RB160M-50TR](#) [RB520S-30](#) [RB551V-30](#) [DD350N18K](#) [DZ435N40K](#) [DZ600N16K](#) [BAS16E6433HTMA1](#) [BAS 3010S-02LRH E6327](#) [BAT 54-02LRH E6327](#) [IDL02G65C5XUMA1](#) [NSR05F40QNXT5G](#) [NSVR05F40NXT5G](#) [JANS1N6640](#) [SB07-03C-TB-H](#) [SB1003M3-TL-W](#) [SBAT54CWT1G](#) [SBM30-03-TR-E](#) [SBS818-TL-E](#) [SK32A-LTP](#) [SK33A-TP](#) [SK34A-TP](#) [SK34B-TP](#) [SMD1200PL-TP](#) [ACDBN160-HF](#) [SS3003CH-TL-E](#) [STPS30S45CW](#) [PDS3100Q-7](#) [GA01SHT18](#) [CRS10I30A\(TE85L,QM\)](#) [MBR1240MFST1G](#) [MBRB30H30CT-1G](#) [BAS28E6433HTMA1](#) [BAS 70-02L E6327](#) [HSB123JTR-E](#) [JANTX1N5712-1](#) [VS-STPS40L45CW-N3](#) [DD350N12K](#) [SB007-03C-TB-E](#) [SB10015M-TL-E](#) [SB1003M3-TL-E](#) [SK110-LTP](#)