



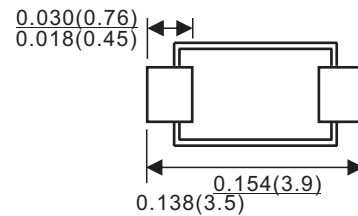

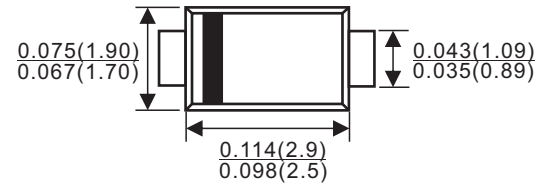
SOD-123FL

Features

- ✧ Low profile package
- ✧ Ideal for automated placement
- ✧ Ultrafast reverse recovery time
- ✧ Low power losses, high efficiency
- ✧ Low forward voltage drop
- ✧ High surge capability
- ✧ High temperature soldering:
260°C/10 seconds at terminals
- ✧ Component in accordance to
RoHS 2002/95/1 and WEEE 2002/96/EC

Mechanical Data

- ✧ **Case:** JEDEC SOD-123FL molded plastic body over passivated chip
- ✧ **Terminals:** Solder plated, solderable per J-STD-002B and JESD22-B102D
- ✧ **Polarity:** Laser band denotes cathode end
- ✧ **Weight:** 0.017gram



Dimensions in inches and(millimeters)

Maximum Ratings & Thermal Characteristics & Electrical Characteristics

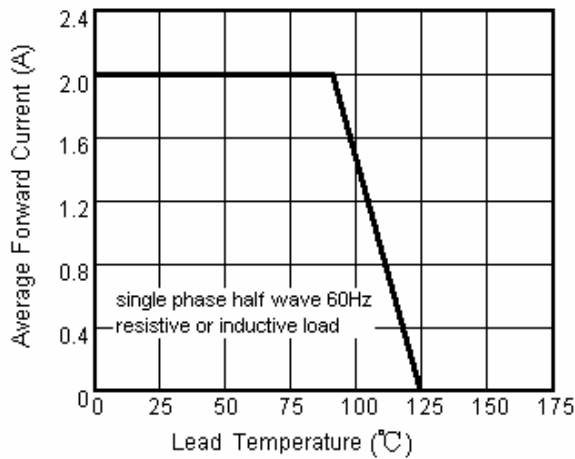
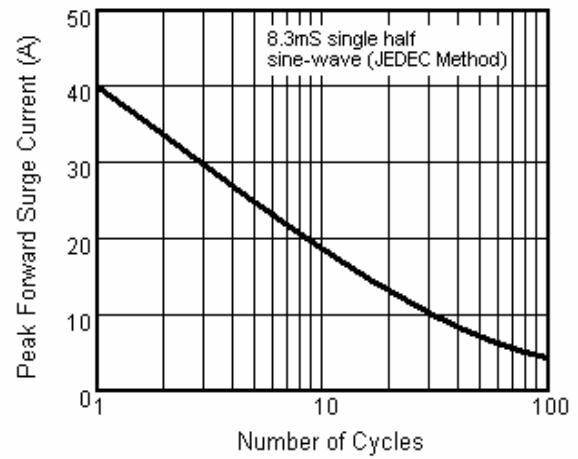
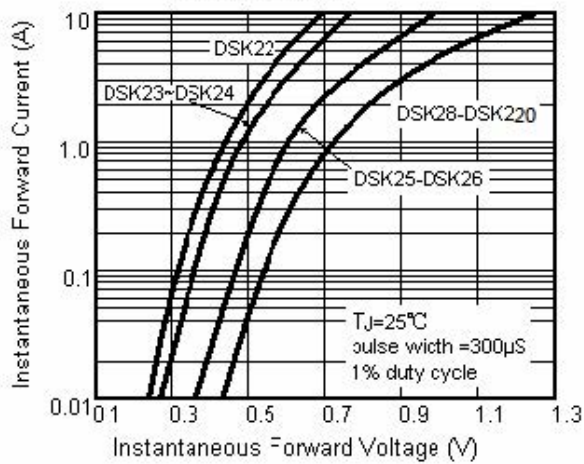
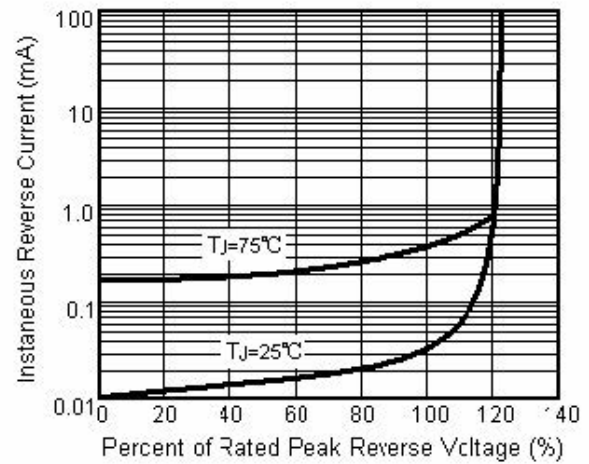
(T_A = 25 °C unless otherwise noted)

	SYMBOLS	DSK22	DSK23	DSK24	DSK25	DSK26	DSK27	DSK28	DSK29	DSK210	DSK215	DSK220	UNITS		
Maximum repetitive peak reverse voltage	V _{RRM}	20	30	40	50	60	70	80	90	100	150	200	VOLTS		
Maximum RMS voltage	V _{RMS}	14	21	28	35	42	49	56	63	70	83	90	VOLTS		
Maximum DC blocking voltage	V _{DC}	20	30	40	50	60	70	80	90	100	150	200	VOLTS		
Maximum average forward rectified current	I _(AV)	2.0											Amp		
Peak forward surge current 8.3ms single half sine-wave superimposed on rated load (JEDEC Method)	I _{FSM}	40.0											Amps		
Maximum instantaneous forward voltage at 2.0A	V _F	0.55			0.70			0.85						Volts	
Maximum DC reverse current T _A =25°C at rated DC blocking voltage T _A =100°C	I _R	0.5						10.0						5.0	mA
Typical junction capacitance (NOTE 1)	C _J	220					80							pF	
Operating junction temperature range	T _J	-65 to +125						-65 to +150						°C	
Storage temperature range	T _{STG}	-65 to +150											°C		

Note:1.Measured at 1MHz and applied reverse voltage of 4.0V

D.C.

Characteristic Curves ($T_A=25^\circ\text{C}$ unless otherwise noted)

Fig.1 Forward Current Derating Curve

Fig.2 Maximum Non-Repetitive Peak Forward Surge Current

Fig.3 Typical Instantaneous Forward Characteristics

Fig.4 Typical Reverse Characteristics


PACKAGE	SPQ/PCS	CARTON SPQ/PCS	CARTON SIZE/CM	CARTON GW/KG	CARTON NW/KG
SOD-123FL	3000/REEL	90000	40X20X22	5.00	4.00

X-ON Electronics

Largest Supplier of Electrical and Electronic Components

Click to view similar products for [Schottky Diodes & Rectifiers](#) category:

Click to view products by [LGE](#) manufacturer:

Other Similar products are found below :

[MA4E2039](#) [MA4E2508M-1112](#) [MBR1545CT](#) [MMBD301M3T5G](#) [RB160M-50TR](#) [D83C](#) [BAS16E6433HTMA1](#) [BAT 54-02LRH E6327](#)
[NRVBAF360T3G](#) [NSR05F40QNXT5G](#) [NTE555](#) [JANS1N6640](#) [SK310-T](#) [SK34B-TP](#) [SS3003CH-TL-E](#) [GA01SHT18](#)
[CRS10I30A\(TE85L,QM](#) [MA4E2501L-1290](#) [MBRA140TRPBF](#) [MBRB30H30CT-1G](#) [BAT 15-04R E6152](#) [JANTX1N5712-1](#) [DMJ3940-000](#)
[SB007-03C-TB-E](#) [SK33B-TP](#) [NRVBB20100CTT4G](#) [NRVBM120LT1G](#) [NTSB30U100CT-1G](#) [VS-6CWQ10FNHM3](#) [CRG04\(T5L,TEMQ\)](#)
[ACDBA1100LR-HF](#) [ACDBA1200-HF](#) [ACDBA240-HF](#) [ACDBA3100-HF](#) [CDBQC0530L-HF](#) [CDBQC0240LR-HF](#) [ACDBA260LR-HF](#)
[ACDBA1100-HF](#) [MA4E2502L-1246](#) [10BQ015-M3/5BT](#) [NRVBM120ET1G](#) [CRS08TE85LQM](#) [PMAD1108-LF](#) [B120Q-13-F](#) [1N5819T-G](#)
[B0530WSQ-7-F](#) [PDS1040Q-13](#) [B160BQ-13-F](#) [SDM05U20CSP-7](#) [B140S1F-7](#)