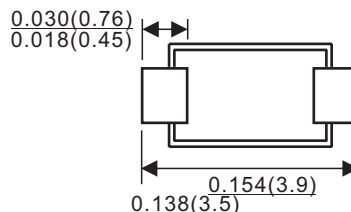

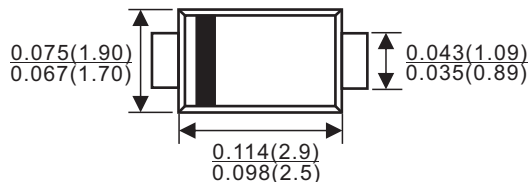




Features

- ✧ The plastic package carries Underwriters Laboratory
- ✧ Flammability Classification 94V-0
- ✧ Metal silicon junction, majority carrier conduction
- ✧ Low power loss, high efficiency
- ✧ High forward surge current capability
- ✧ High temperature soldering guaranteed:
250°C/10 seconds, 0.375" (9.5mm) lead length,
- ✧ 5 lbs. (2.3kg) tension



Mechanical Data

- ✧ **Case:** JEDEC SOD-123FL molded plastic body
- ✧ **Terminals:** Plated axial leads, solderable per MIL-STD-750, Method 2026
- ✧ **Polarity:** Color band denotes cathode end
- ✧ **Mounting Position:** Any
- ✧ **Weight:** 0.0007 ounce, 0.02 grams

MAXIMUM RATINGS AND ELECTRICAL CHARACTERISTICS

Ratings at 25°C ambient temperature unless otherwise specified.

Dimensions in inches and (millimeters)

MDD Catalog Number	SYMBOLS	DSK32	DSK33	DSK34	DSK35	DSK36	DSK37	DSK38	DSK310	DSK320	UNITS	
Maximum repetitive peak reverse voltage	V_{RRM}	20	30	40	50	60	70	80	100	200	VOLTS	
Maximum RMS voltage	V_{RMS}	14	21	28	35	42	49	56	70	140	VOLTS	
Maximum DC blocking voltage	V_{DC}	20	30	40	50	60	70	80	100	200	VOLTS	
Maximum average forward rectified current	I_{AV}	3.0									Amp	
Peak forward surge current 8.3ms single half sine-wave superimposed on rated load (JEDEC Method)	I_{FSM}	80.0									Amps	
Maximum instantaneous forward voltage at 3.0A	V_F	0.52	0.55	0.65		0.85		0.95			Volts	
Maximum DC reverse current $T_A=25^{\circ}C$ at rated DC blocking voltage $T_A=100^{\circ}C$	I_R	0.5					20.0		10.0		mA	
Operating junction temperature range	T_J	-50 to +125					-50 to +150					°C
Storage temperature range	T_{STG}	-50 to +150										°C

RATINGS AND CHARACTERISTIC CURVES DSK32 THRU DSK320

 AVERAGE FORWARD RECTIFIED CURRENT,
AMPERES

FIG. 1- FORWARD CURRENT DERATING CURVE

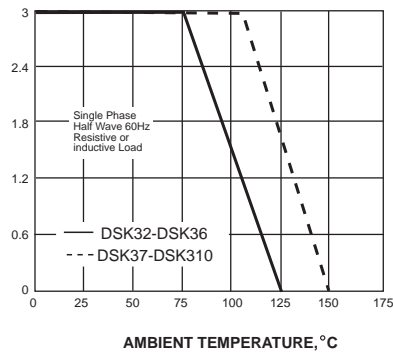

 PEAK FORWARD SURGE CURRENT,
AMPERES

FIG. 2-MAXIMUM NON-REPETITIVE PEAK FORWARD SURGE CURRENT

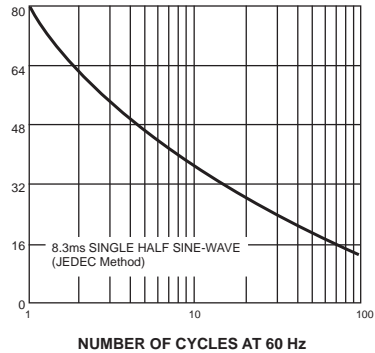


FIG. 3-TYPICAL INSTANTANEOUS FORWARD CHARACTERISTICS

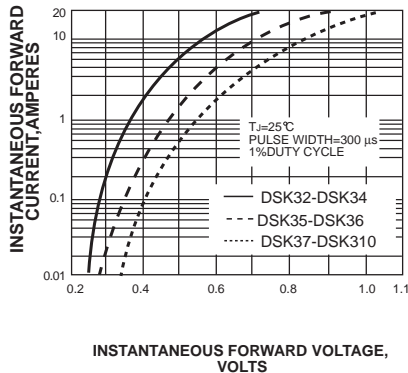
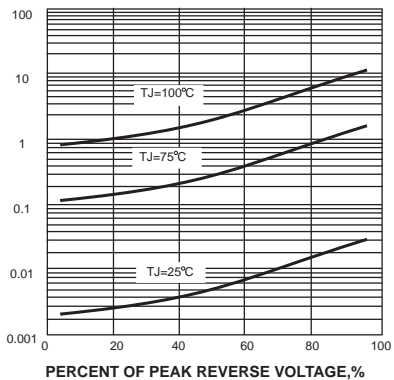

 INSTANTANEOUS REVERSE CURRENT,
MILLIAMPERES

FIG. 4-TYPICAL REVERSE CHARACTERISTICS



PACKAGE	SPQ/PCS	CARTON SPQ/PCS	CARTON SIZE/CM	CARTON GW/KG	CARTON NW/KG
SOD-123FL	3000/REEL	90000	40X20X22	5.00	4.00

X-ON Electronics

Largest Supplier of Electrical and Electronic Components

Click to view similar products for [Diodes - General Purpose, Power, Switching category](#):

Click to view products by [LGE manufacturer](#):

Other Similar products are found below :

[MMBD3004S-13-F](#) [RD0306T-H](#) [BAV17-TR](#) [BAV19-TR](#) [1N3611](#) [NTE156A](#) [NTE574](#) [NTE6244](#) [1SS181-TP](#) [1SS193,LF](#) [1SS400CST2RA](#)
[SDAA13](#) [SHN2D02FUTW1T1G](#) [LS4151GS08](#) [1N4449](#) [1N456A](#) [1N4934-E3/73](#) [1N914B](#) [1N914BTR](#) [1SS226-TP](#) [RFUH20TB3S](#)
[D291S45T](#) [BAV300-TR](#) [BAW56DWQ-7-F](#) [BAW75-TAP](#) [MM230L-CAA](#) [IDW40E65D1](#) [JAN1N3600](#) [LL4151-GS18](#) [053684A](#)
[SMMSD4148T3G](#) [707803H](#) [NSVDAN222T1G](#) [CDSZC01100-HF](#) [LL4150-M-08](#) [1N4454-TR](#) [BAV199E6433HTMA1](#) [BAS28-7](#)
[BAW56HDW-13](#) [BAS28 TR](#) [VS-HFA04SD60STR-M3](#) [NSVM1MA152WKT1G](#) [RGP30D-E3/73](#) [BAV99TQ-13-F](#) [BAS21DWA-7](#)
[BAV99HDW-13](#) [NTE6250](#) [NTE582-4](#) [NTE582-6](#) [MMDB30-E28X](#)