

FR301-FR309

3.0 AMP. Fast Recovery Rectifiers



DO-201AD

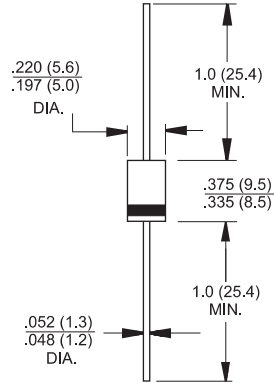


Features

- ✧ High efficiency, Low VF
- ✧ High current capability
- ✧ High reliability
- ✧ High surge current capability
- ✧ Low power loss.

Mechanical Data

- ✧ Cases: Molded plastic
- ✧ Epoxy: UL 94V-0 rate flame retardant
- ✧ Polarity: Color band denotes cathode end
- ✧ High temperature soldering guaranteed:
260°C/10 seconds/.375", (9.5mm) lead lengths
at 5 lbs., (2.3kg) tension
- ✧ Weight: 1.2 grams



Dimensions in inches and (millimeters)

Maximum Ratings and Electrical Characteristics

Rating at 25 °C ambient temperature unless otherwise specified.
Single phase, half wave, 60 Hz, resistive or inductive load.
For capacitive load, derate current by 20%

Type Number	Symbol	FR 301	FR 302	FR 303	FR 304	FR 305	FR 306	FR 307	FR 308	FR 309	Units
Maximum Recurrent Peak Reverse Voltage	V_{RRM}	50	100	200	400	600	800	1000	1200	1300	V
Maximum RMS Voltage	V_{RMS}	35	70	140	280	420	560	700	840	910	V
Maximum DC Blocking Voltage	V_{DC}	50	100	200	400	600	800	1000	1200	1300	V
Maximum Average Forward Rectified Current .375"(9.5mm) Lead Length @ $T_A = 55^\circ C$	$I_{(AV)}$	3.0									A
Peak Forward Surge Current, 8.3 ms Single Half Sine-wave Superimposed on Rated Load (JEDEC method)	I_{FSM}	150									A
Maximum Instantaneous Forward Voltage @ 3.0A	V_F	1.30									V
Maximum DC Reverse Current @ $T_A=25^\circ C$ at Rated DC Blocking Voltage @ $T_A=125^\circ C$	I_R	5 150									uA uA
Maximum Reverse Recovery Time (Note 1)	T_{rr}	150			250		500			nS	
Typical Junction Capacitance (Note 2)	C_j	60									pF
Typical Thermal resistance (Note 3)	$R_{\theta JA}$	40									°C/W
Operating Temperature Range	T_J	-65 to +150									°C
Storage Temperature Range	T_{STG}	-65 to +150									°C

- Notes:
1. Reverse Recovery Test Conditions: $I_F=0.5A$, $I_R=1.0A$, $I_{RR}=0.25A$
 2. Measured at 1 MHz and Applied Reverse Voltage of 4.0 Volts D.C.
 3. Mount on Cu-Pad Size 16mm x 16mm on P.C.B.

FR301-FR309

3.0 AMP. Fast Recovery Rectifiers



RATINGS AND CHARACTERISTIC CURVES (FR301 THRU FR309)

FIG.1- MAXIMUM FORWARD CURRENT DERATING CURVE

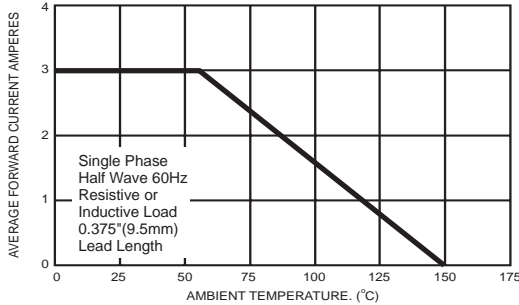


FIG.2- TYPICAL REVERSE CHARACTERISTICS PER LEG

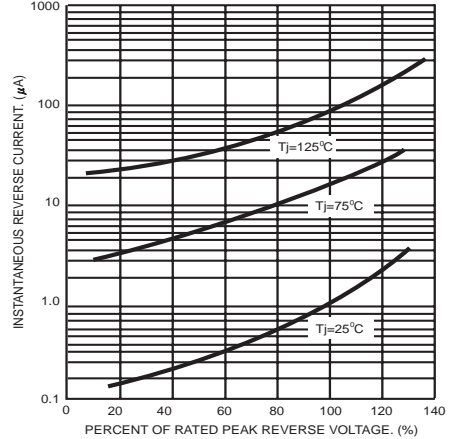


FIG.3- MAXIMUM NON-REPETITIVE PEAK FORWARD SURGE CURRENT

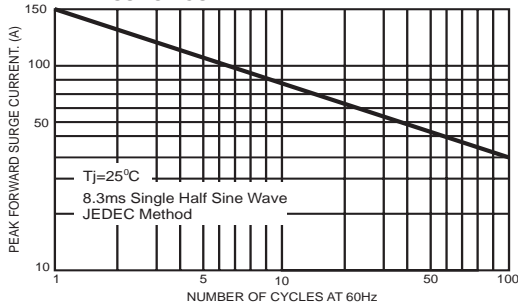


FIG.5- TYPICAL FORWARD CHARACTERISTICS

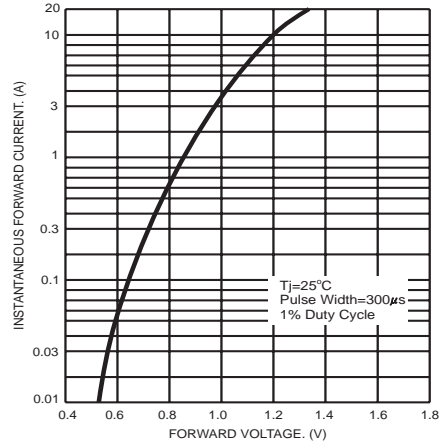


FIG.4- TYPICAL JUNCTION CAPACITANCE

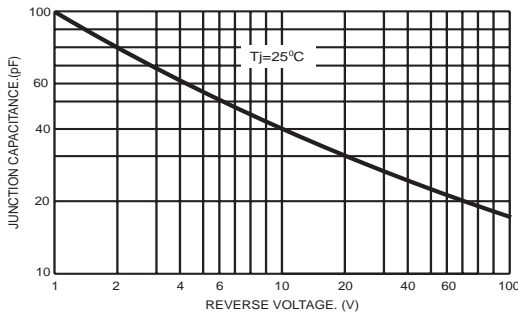
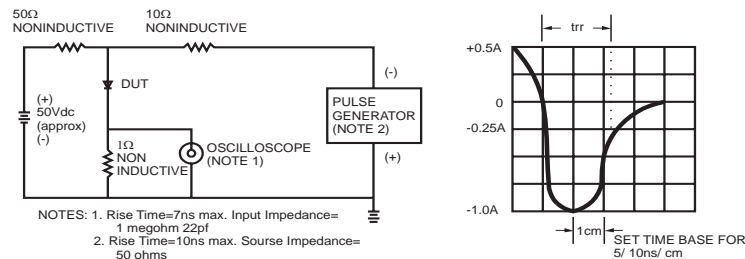


FIG.6- REVERSE RECOVERY TIME CHARACTERISTIC AND TEST CIRCUIT DIAGRAM



PACKAGE	SPQ/PCS	CARTON SPQ/PCS	CARTON SIZE/CM	CARTON GW/KG	CARTON NW/KG
DO-27	1250/AMMO	12500	40X26.5X30	14.00	12.00

X-ON Electronics

Largest Supplier of Electrical and Electronic Components

Click to view similar products for [Rectifiers](#) category:

Click to view products by [LGE](#) manufacturer:

Other Similar products are found below :

[70HFR40](#) [FR105 R0](#) [RL252-TP](#) [1N5397](#) [1N4005-TR](#) [1N4007-BP](#) [UFS120Je3/TR13](#) [20ETS12S](#) [RRE02VS6SGTR](#) [MS306](#) [A1N5404G-G](#)
[CRF02\(T5L,TEMQ\)](#) [ACGRB207-HF](#) [CLH07\(TE16L,Q\)](#) [CLH03\(TE16L,Q\)](#) [1N5395-TP](#) [UES1302](#) [ACGRC307-HF](#) [ACEFC304-HF](#) [DZ-](#)
[1380](#) [85HFR60](#) [40HFR60](#) [70HF120](#) [85HFR80](#) [SCF7500](#) [SM100](#) [ACGRA4001-HF](#) [SKN70/08](#) [NTE5819](#) [NTE5827](#) [NTE5828](#) [NTE5911](#)
[NTE5915](#) [NTE6104](#) [NTE6163](#) [NTE6164](#) [NTE6165](#) [NTE6364](#) [TSD3G](#) [SET130312](#) [NRVUS110VT3G](#) [UES1106](#) [UES1306](#)
[NRVUS240VT3G](#) [D5FE60-5063](#) [R4000GPS-TP](#) [D4015L56TP](#) [UES1306HR2](#) [FX20K120](#) [D20XB60-7101](#)