

Single Phase 2.0 AMP. Glass Passivated Bridge Rectifiers



FEATURES

- ✧ Glass passivated junction
- ✧ Ideal for printed circuit board
- ✧ Reliable low cost construction utilizing molded plastic technique
- ✧ High temperature soldering guaranteed: 260°C / 10 seconds / 0.375" (9.5mm) lead length at 5 lbs., (2.3 kg) tension
- ✧ Small size, simple installation
Pure tin plated terminal , Lead free. Leads solderable per MIL-STD-202, Method 208
- ✧ High surge current capability

MECHANICAL DATA

- ✧ Case: Molded plastic body
- ✧ Mounting position : as Marking
- ✧ Weight: 0.12 grams

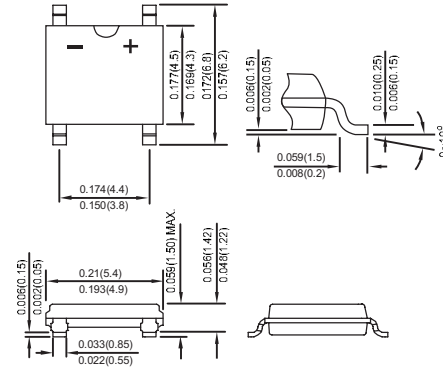
VOLTAGE RANGE

1000 Volts

CURRENT

2.0 Ampere

ABS



Dimensions in inches and (millimeters)

MAXIMUM RATINGS AND ELECTRICAL CHARACTERISTICS

CHARACTERISTICS		FRABS210	UNIT
Maximum Recurrent Peak Reverse Voltage	VRRM	1000	V
Maximum RMS Voltage	VRMS	700	V
Maximum DC Blocking Voltage	VDC	1000	V
Maximum Average Forward Rectified Current @T _A =40°C	I(AV)	2.0	A
Peak Forward Surge Current 8.3ms Single Half Sine-Wave Super Imposed on Rated Load (JEDEC .Method)	IFSM	60	A
Maximum Forward Voltage at 1.0A DC	V _F	1.3	V
Maximum DC Reverse Current @T _J =25°C	I _R	10	μA
at Rated DC Blocking Voltage @T _J =125°C		500	
I ² t Rating for Fusing (t<8.3ms)	I ² t	14.94	A ² s
Maximum Reverse Recovery Time (Note1)	T _{RR}	500	ns
Typical Junction capacitance Per Element(Note2)	C _J	25	pF
Typical Thermal Resistance (Note3)	R _{θJA}	40	°C/W
Operating Temperature Range	T _J	-55 to +150	°C
Storage Temperature Range	T _{STG}	-55 to +150	°C

Note:1. Reverse Recovery Test Conditions:IF=0.5A,IR=1.0A,IRR=0.25A.

2.Measured at 1.0MHz and applied reverse voltage of 4.0V DC

3.Thermal resistance from junction to ambient mounted on P.C.B with 0.5*0.5"(13*13mm) copper pads.

4.The typical data above is for reference only(典型值仅供参考).

RATING AND CHARACTERISTIC CURVES FRABS210

FIG.1-DERATING CURVE FOR
OUTPUT RECTIFIED CURRENT

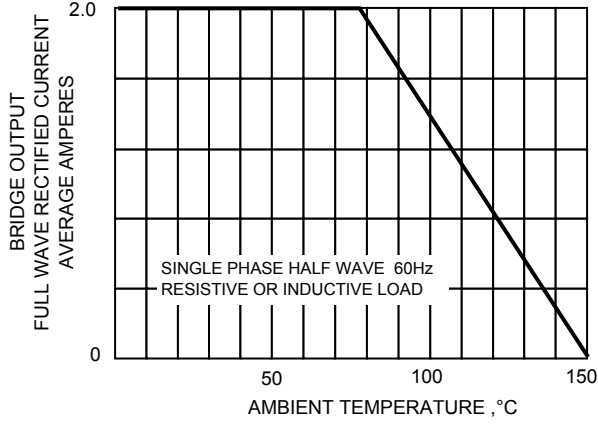


FIG.2-MAXIMUM NON-REPETITIVE PEAK
FORWARD SURGE CURRENT

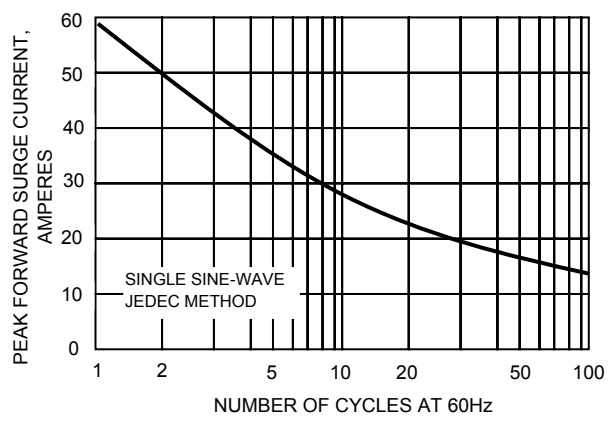


FIG.3-TYPICAL JUNCTION CAPACITANCE

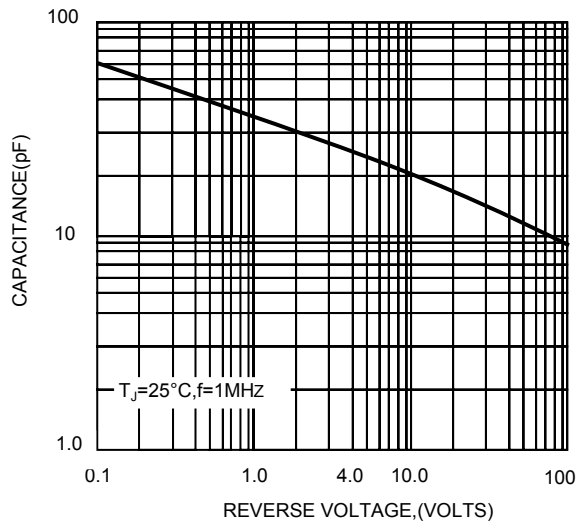


FIG.4-TYPICAL FORWARD CHARACTERISTICS

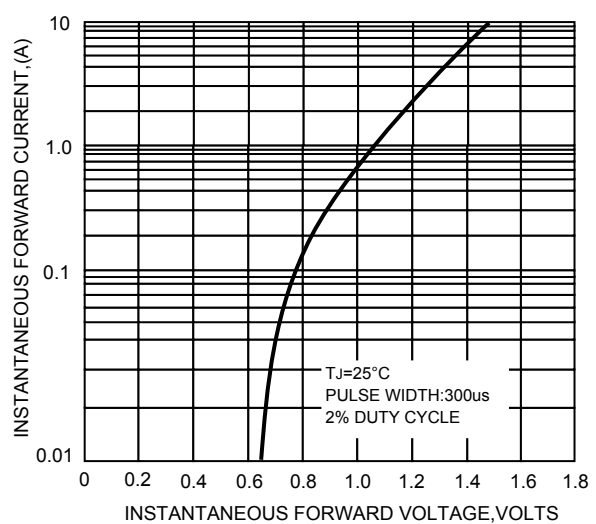
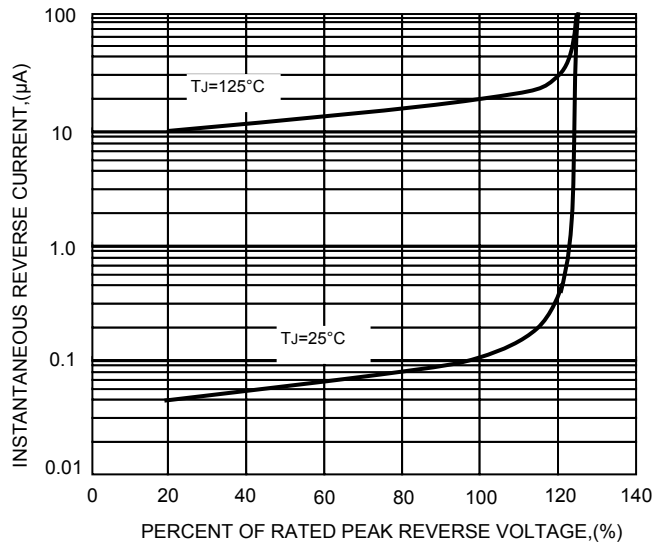


FIG.5-TYPICAL REVERSE CHARACTERISTICS



The cruve graph is for reference only, can't be the basis for judgment(曲线图仅供参考)!

X-ON Electronics

Largest Supplier of Electrical and Electronic Components

Click to view similar products for [Bridge Rectifiers](#) category:

Click to view products by [LGE](#) manufacturer:

Other Similar products are found below :

[MB2510](#) [MB252](#) [MB356G](#) [MB358G](#) [MP358-BP](#) [90MT160KPBF](#) [GBJ1504-BP](#) [GBU10B-BP](#) [GBU15J-BP](#) [GBU15K-BP](#) [GBU4A-BP](#)
[GBU4D-BP](#) [GSIB680-E3/45](#) [DB101-BP](#) [DF01](#) [DF10SA-E345](#) [BU1508-E3/45](#) [BU1510-E3/45](#) [KBPC50-10S](#) [RS405GL-BP](#) [26MT120](#)
[G5SBA60-E3/51](#) [GBJ1502-BP](#) [GBU10J-BP](#) [GBU4J-BP](#) [GBU6M](#) [GBU8D-BP](#) [GBU8J-BP](#) [GSIB1520-E3/45](#) [TB102M](#) [MB1510](#) [MB6M-G](#)
[MB86](#) [TL401G](#) [MDA920A2](#) [TU602](#) [TU810](#) [MP501W-BP](#) [MP502-BP](#) [BR1005-BP](#) [BR101-BP](#) [BR84DTP204](#) [BU1010A-E3/51](#) [BU1508-](#)
[E3/51](#) [BU2006-E3/45](#) [BU2008-E3/51](#) [US15KB80R-7000](#) [KBPC25-02](#) [VS-60MT120KPBF](#) [DB105-BP](#)