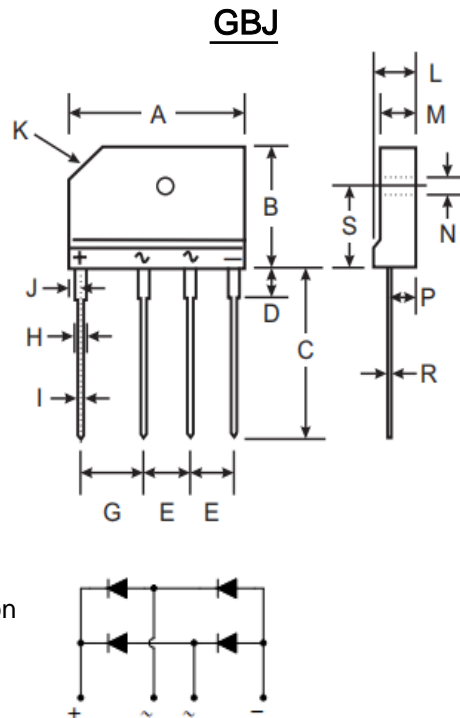


### Features

- Glass passivated die construction
- Low forward voltage drop
- High current capability
- High surge current capability
- Plastic material-UL flammability 94V-0

### Mechanical Data

- Case: Molded plastic, GBJ
- Terminals: Plated Leads Solderable per MIL-STD-202, Method 208
- Polarity: As Marked on Case
- Mounting Position: Any
- Marking: Type Number
- Lead Free: For RoHS / Lead Free Version



GBJ		
Dim	Min	Max
A	29.70	30.30
B	19.70	20.30
C	17.00	18.00
D	3.80	4.20
E	7.30	7.70
G	9.80	10.20
H	2.00	2.40
I	0.90	1.10
J	2.30	2.70
K	3.0 X 45°	
L	4.40	4.80
M	3.40	3.80
N	3.10	3.40
P	2.50	2.90
R	0.60	0.80
S	10.80	11.20
All Dimensions in mm		

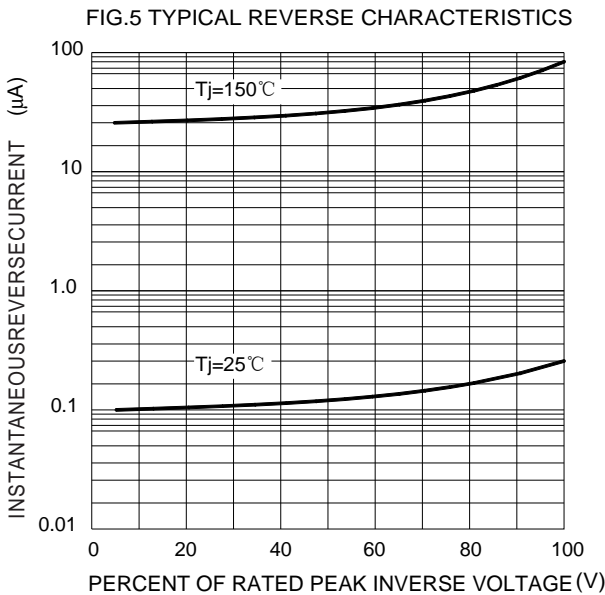
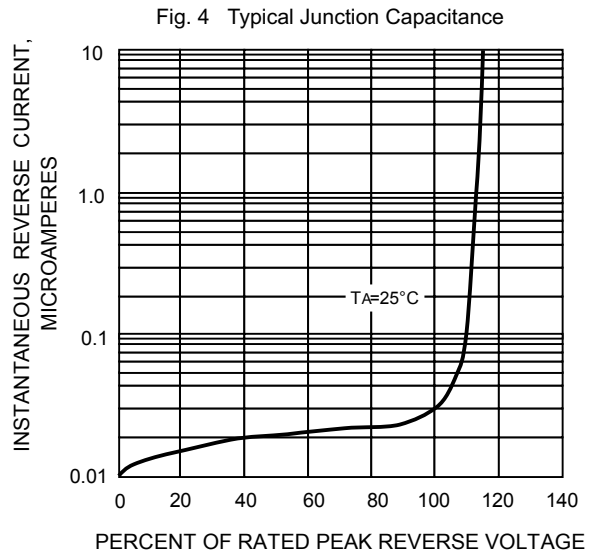
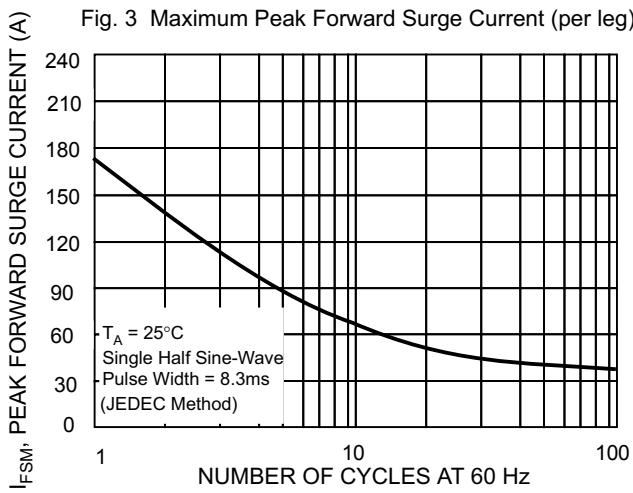
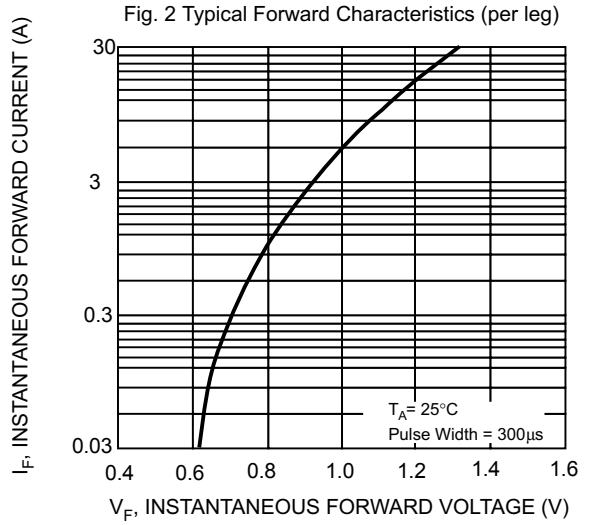
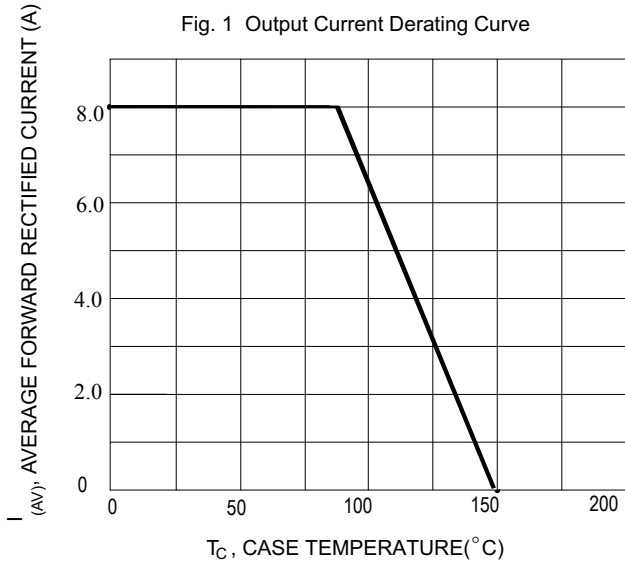
### Maximum Ratings and Electrical Characteristics

Rating at 25°C ambient temperature unless otherwise specified.  
 Single Phase, half wave, 60Hz, resistive or inductive load.  
 For capacitive load, derate current by 20%.

NUMBER	SYMBOL	GBJ 8005	GBJ 801	GBJ 802	GBJ 804	GBJ 806	GBJ 808	GBJ 810	UNITS
Peak Repetitive Reverse Voltage	$V_{RRM}$								
Working Peak Reverse Voltage	$V_{RWM}$	50	100	200	400	600	800	1000	V
DC Blocking Voltage	$V_{DC}$								
RMS Reverse Voltage	$V_{RMS}$	35	70	140	280	420	560	700	V
Average Rectified Output Current (Note 2)@ $T_C=90^\circ C$	IF(AV)	8.0							A
Non-Repetitive Peak Forward Surge Current 8.3ms Single half sine-wave superimposed on rated load (JEDEC Method)	$I_{FSM}$	175							A
$I^2t$ Rating for Fusing ( $t < 8.3ms$ )	$I^2t$	127.09							A <sup>2</sup> s
Forward Voltage per element @ $I_F=4A$ @ $I_F=8A$	$V_{FM}$	1.0 1.1							V
Peak Reverse Current @ $T_A=25^\circ C$ At Rated DC Blocking Voltage @ $T_A=125^\circ C$	$I_R$	5.0 500							uA
Typical Junction Capacitance per leg	$C_J$	55							pF
Between junction and ambient, Without heatsink	$R_{\theta JA}$	24							°C/W
Between junction and case, With heatsink	$R_{\theta JC}$	1.6							
Operating and Storage Temperature Range	$T_J, T_{STG}$	-55to+150							°C

Note:

1. Measured at 1.0 MHz and applied reverse voltage of 4.0V DC.
2. Thermal resistance from junction to case per element. Unit mounted on 75 x 75 x 1.6mm aluminum plate heat sink.



## X-ON Electronics

Largest Supplier of Electrical and Electronic Components

*Click to view similar products for [Bridge Rectifiers](#) category:*

*Click to view products by [LGE](#) manufacturer:*

Other Similar products are found below :

[MB2510](#) [MB252](#) [MB356G](#) [MB358G](#) [90MT160KPBF](#) [GBJ1504-BP](#) [GBU10B-BP](#) [GBU15K-BP](#) [GBU4A-BP](#) [GBU4D-BP](#) [GBU6B-E3/45](#)  
[DB101-BP](#) [DF01](#) [DF10SA-E345](#) [BU1508-E3/45](#) [BU1510-E3/45](#) [KBPC50-10S](#) [RS405GL-BP](#) [GBJ1502-BP](#) [GBU6M](#) [GSIB1520-E3/45](#)  
[2KBB10](#) [36MB140A](#) [TB102M](#) [MB1510](#) [MB86](#) [TL401G](#) [MDA920A2](#) [TU602](#) [TU810](#) [MP5010W-BP](#) [MP501W-BP](#) [MP502-BP](#)  
[BR84DTP204](#) [BU1508-E3/51](#) [KBPC25-02](#) [VS-110MT120KPBF](#) [VS-2KBB60](#) [VS-60MT120KPBF](#) [VS-60MT80KPBF](#) [DB105-BP](#) [DF1510S](#)  
[VS-40MT160PAPBF](#) [VISKBU8K-E4/51](#) [36MT100](#) [GBU4G-BP](#) [GBU6B-E3/51](#) [DF15005S-E3/77](#) [GSIB15A80-E3/45](#) [DB104-BP](#)