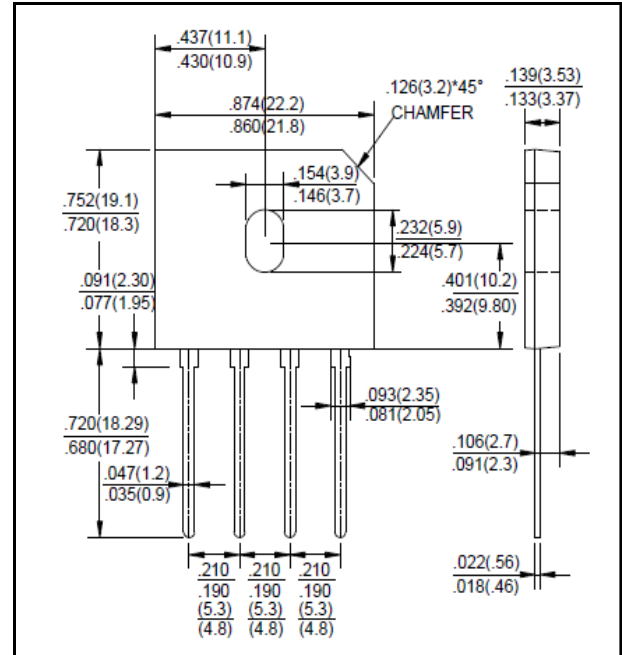


## 15A Single-Phase GLass Passivated Bridge Rectifiers

Recifier Reverse Voltage 50V to 1000V



### GBU



Dimensions in inches and (millimeters)

### Features

- Glass passivated junction
- The plastic material used carries Underwriters Laboratory flammability recognition 94V-0
- Surge overload ratings to 230amperes peak
- Ideal for printed circuit board application
- High temperature soldering guaranteed 265 °C/10

### Mechanical Data

Case: Molded plastic

Terminals: Plate leads solderable per MIL-STD-750, Method 2026

Polarity: Polarity symbols molded or Marked on body

Mounting Position: Any

Weight: 0.138ounce, 3.9 grams (approx)

### Maximum Ratings & Thermal Characteristics

Rating at 25 °C ambient temperature unless otherwise specified, Resistive or inductive load, 60HZ.

For Capacitive load derate current by 20%

Parameter	Symbol	GBU 15005	GBU 1501	GBU 1502	GBU 1504	GBU 1506	GBU 1508	GBU 1510	unit
Maximum repetitive peak reverse voltage	VRRM	50	100	200	400	600	800	1000	V
Maximum RMS bridge input voltage	VRMS	35	70	140	280	420	560	700	V
Maximum DC blocking voltage	VDC	50	100	200	400	600	800	1000	V
Maximum average forward rectified output current at TA=40 °C	IF(AV)	15.0 3.2							A
Peak forward surge current single sine-wave superimposed on rated load (JEDEC Method)	IFSM	230							A
Maximum Forward Voltage at 5.0A DC	VF	1.1							V
Maximum DC reverse current at ratde TA=25 °C	IR	5							UA
DC blocking voltage per element TA=125 °C		500							
Typical thermal resistance per element(1)	ReJA	2.2							°C/w
Mounting torque(Suggests 045~0.65)	Tor	Rating Torque:0.8(Suggests 045~0.65)							N.m
Typical thermal resistance per element(2)	Cj	70.0							PF
Operating junction and stroage temperature range	TJ, TSTG	-55to+150							°C

Notes:(1)Device mounted on 100mm\*100mm\*1.6mm Cu plate heatsink.

(2)Measured at 1.0MHz and applied reverse voltage of 4.0 volts.

**Rating and Characteristic Curves**( $T_A=25^{\circ}\text{C}$  Unless otherwise noted)

FIG.1-DERATING CURVE FOR OUTPUT RECTIFIED CURRENT

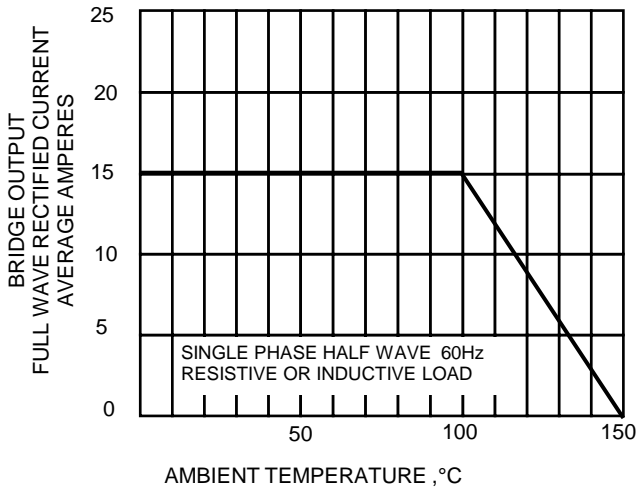


FIG.2-MAXIMUM NON-REPETITIVE SURGE CURRENT

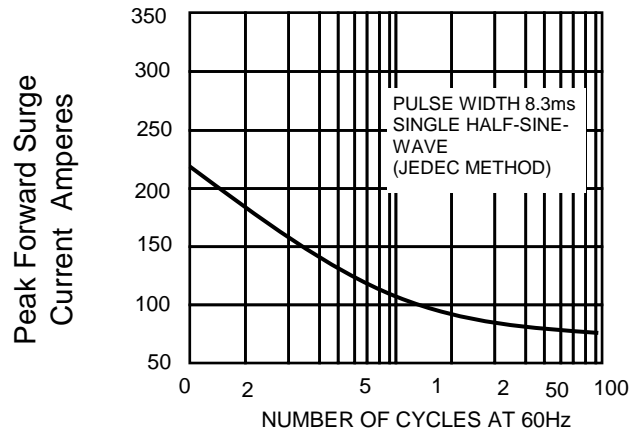


FIG.3-TYPICAL REVERSE CHARACTERISTICS

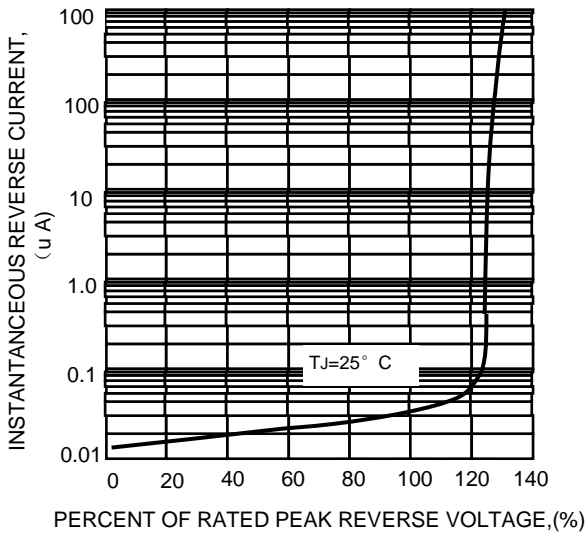
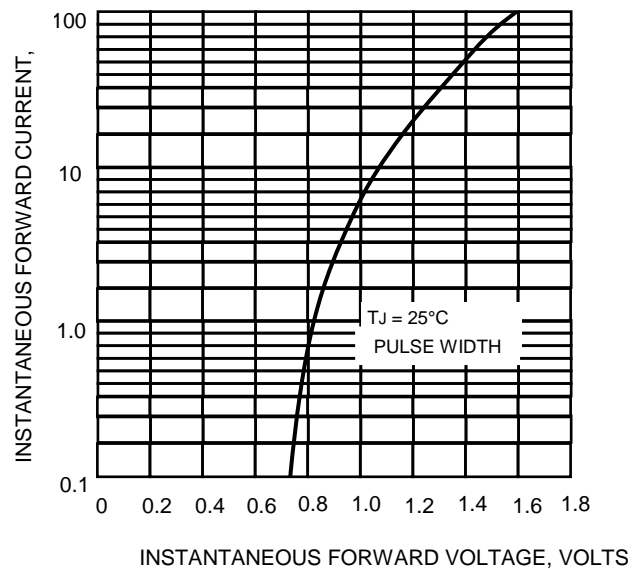


FIG.4-TYPICAL FORWARD CHARACTERISTICS



## X-ON Electronics

Largest Supplier of Electrical and Electronic Components

*Click to view similar products for [Bridge Rectifiers](#) category:*

*Click to view products by [LGE](#) manufacturer:*

Other Similar products are found below :

[MB252](#) [MB356G](#) [MB358G](#) [GBJ1504-BP](#) [GBU10B-BP](#) [GBU15K-BP](#) [GBU4A-BP](#) [GBU4D-BP](#) [DB101-BP](#) [DF01](#) [DF10SA-E345](#) [KBPC50-10S](#) [RS405GL-BP](#) [GBJ1502-BP](#) [GBU6M](#) [TB102M](#) [MB1510](#) [MB86](#) [TL401G](#) [MDA920A2](#) [TU602](#) [TU810](#) [MP5010W-BP](#) [MP501W-BP](#) [MP502-BP](#) [KBPC25-02](#) [VBO160-12NO7](#) [VS-110MT120KPBF](#) [VS-60MT80KPBF](#) [DB105-BP](#) [DF1510S](#) [VS-40MT160PAPBF](#) [GBU4G-BP](#) [GSIB15A80-E3/45](#) [DB104-BP](#) [D3SB60](#) [TB354](#) [GBJ2504-BP](#) [26MB100A](#) [B1S-G](#) [VS-40MT160KPBF](#) [VUO162-16NO7](#) [ABS10-G](#) [GBU6B-BP](#) [GBJ1508-BP](#) [BR5010-G](#) [ABS6-G](#) [B125C800G-E4/51](#) [MSB15MH-13](#) [LBS10-13](#)