


15A Single-Phase GLass Passivated Bridge Rectifiers

Recifier Reverse Voltage 50V to 1000V



GBU

Features

- Glass passivated junction
- The plastic material used carries Underwriters Laboratory flammability recognition 94V-0
- Suge overload ratings to 230amperes peak
- Ideal for printed circuit board application
- High temperature soldering guaranteed 265 °C/10

Mechanical Data

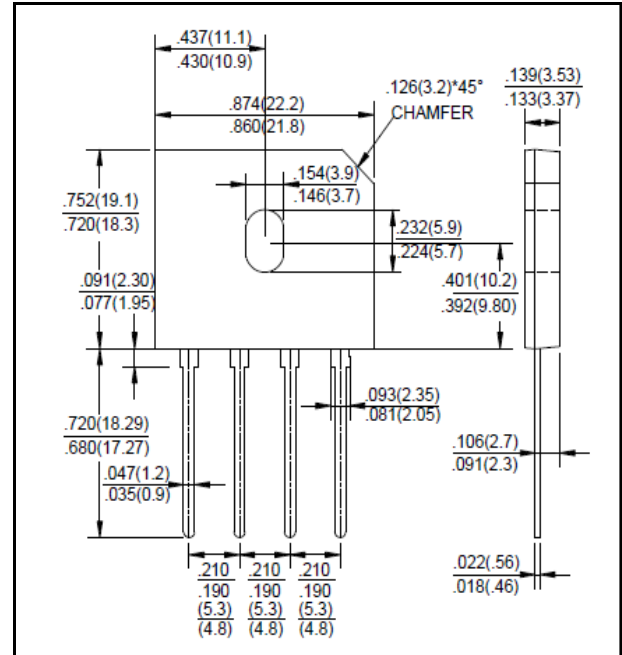
Case:Molded plastic

Terminals:Platde leads solderable per MIL-STD-750, Method 2026

Polarity:Polarity symbols molded or Marked on body

Mounting Position:Any

Weight:0.138ounce,3.9 grams(approx)



Dimensions in inches and (millimeters)

Maximum Ratings & Thermal Characteristics

Rating at 25 °C ambient temperature unless otherwise specified,Resistive or inductive load,60HZ.

For Capacitive load derate current by 20%

Parameter	Symbol	GBU 15005	GBU 1501	GBU 1502	GBU 1504	GBU 1506	GBU 1508	GBU 1510	unit
Maximum repetitive peak reverse voltage	VRRM	50	100	200	400	600	800	1000	V
Maximum RMS bridge input voltage	VRMS	35	70	140	280	420	560	700	V
Maximum DC blocking voltage	VDC	50	100	200	400	600	800	1000	V
Maximum average forward rectified output current at TA=40 °C	IF(AV)	15.0 3.2							A
Peak forward surge current single sine-wave superimposed on rated load (JEDEC Method)	IFSM	230							A
Maximum Forward Voltage at 5.0A DC	VF	1.1							V
Maximum DC reverse current at ratde TA=25 °C	IR	5							UA
DC blocking voltage per element TA=125 °C		500							
Typical thermal resistance per element(1)	ReJA	2.2							°C/w
Mounting torque(Suggests 045~0.65)	Tor	Rating Torque:0.8(Suggests 045~0.65)							N.m
Typical thermal resistance per element(2)	Cj	70.0							PF
Operating junction and stroage temperature range	TJ, TSTG	-55to+150							°C

Notes:(1)Device mounted on 100mm*100mm*1.6mm Cu plate heatsink.

(2)Measured at 1.0MHz and applied reverse voltage of 4.0 volts.

Rating and Characteristic Curves($T_A=25^{\circ}\text{C}$ Unless otherwise noted)

FIG.1-DERATING CURVE FOR OUTPUT RECTIFIED CURRENT

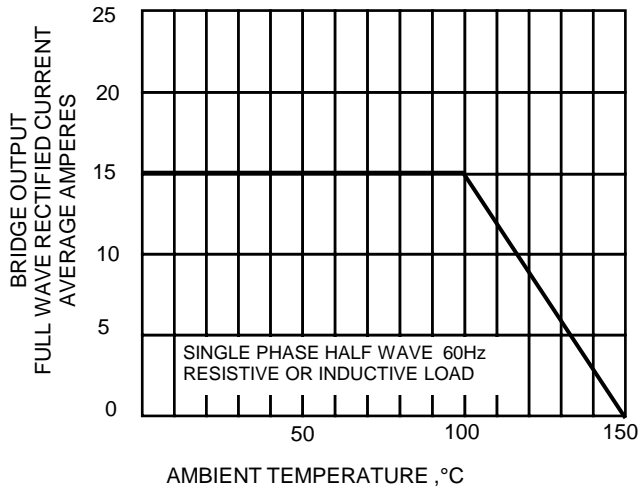


FIG.2-MAXIMUM NON-REPETITIVE SURGE CURRENT

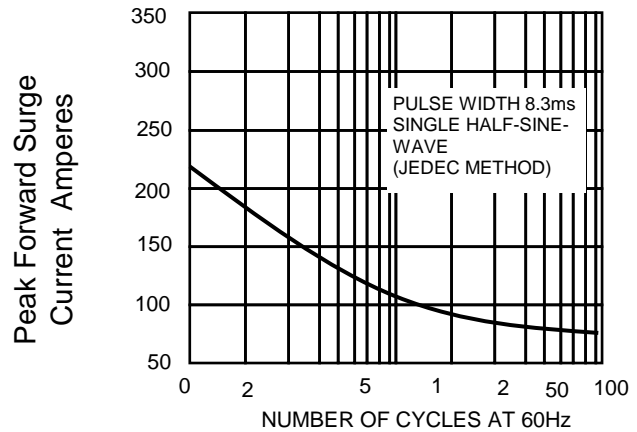


FIG.3-TYPICAL REVERSE CHARACTERISTICS

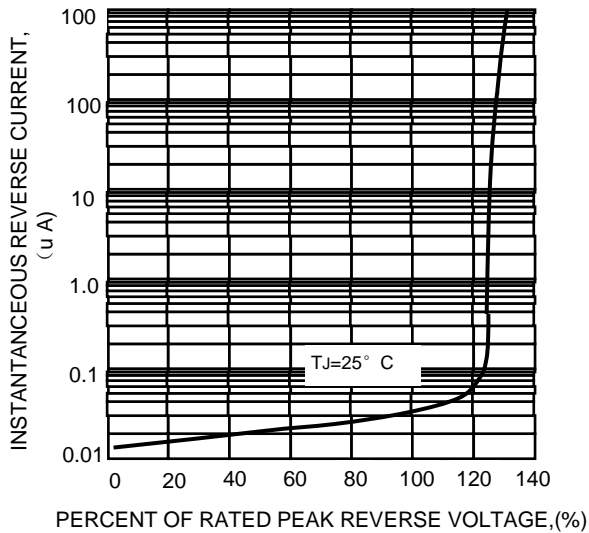
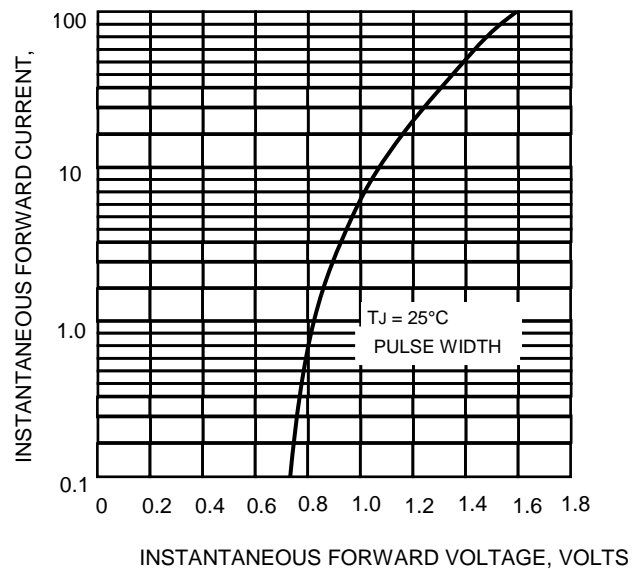


FIG.4-TYPICAL FORWARD CHARACTERISTICS



X-ON Electronics

Largest Supplier of Electrical and Electronic Components

Click to view similar products for [Bridge Rectifiers](#) category:

Click to view products by [LGE](#) manufacturer:

Other Similar products are found below :

[MB2510](#) [MB252](#) [MB356G](#) [MB358G](#) [90MT160KPBF](#) [GBJ1504-BP](#) [GBU10B-BP](#) [GBU15K-BP](#) [GBU4A-BP](#) [GBU4D-BP](#) [GBU6B-E3/45](#)
[DB101-BP](#) [DF01](#) [DF10SA-E345](#) [BU1508-E3/45](#) [BU1510-E3/45](#) [KBPC50-10S](#) [RS405GL-BP](#) [GBJ1502-BP](#) [GBU6M](#) [GSIB1520-E3/45](#)
[2KBB10](#) [36MB140A](#) [TB102M](#) [MB1510](#) [MB86](#) [TL401G](#) [MDA920A2](#) [TU602](#) [TU810](#) [MP5010W-BP](#) [MP501W-BP](#) [MP502-BP](#)
[BR84DTP204](#) [BU1508-E3/51](#) [KBPC25-02](#) [VS-110MT120KPBF](#) [VS-2KBB60](#) [VS-60MT120KPBF](#) [VS-60MT80KPBF](#) [DB105-BP](#) [DF1510S](#)
[VS-40MT160PAPBF](#) [VISKBU8K-E4/51](#) [36MT100](#) [GBU4G-BP](#) [GBU6B-E3/51](#) [DF15005S-E3/77](#) [GSIB15A80-E3/45](#) [DB104-BP](#)