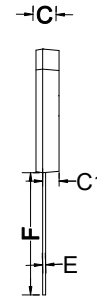
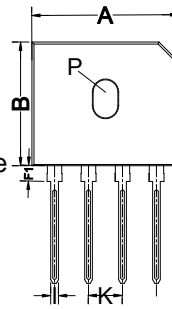


FEATURES

- Ideal for printed circuit board
- Reliable low cost construction utilizing molded plastic technique
- Plastic material has U/L flammability classification 94V-O
- Mounting position: Any
- Glass passivated chip junctions



GBU		
Dim	Min	Max
A	21.60	22.40
B	18.20	19.80
C	3.20	3.80
C1	1.80	2.80
E	0.40	0.60
F	17.00min	
F1	1.70	2.40
I	0.95	1.25
K	4.70	5.30
P	R1.9typical	
All Dimensions in mm.		

Maximum Ratings (@TA = 25°C unless otherwise specified)

Characteristic	Symbol	GBU15A	GBU15B	GBU15D	GBU15G	GBU15J	GBU15K	GBU15M	UNITS
Maximum recurrent peak reverse voltage	V_{RRM}	50	100	200	400	600	800	1000	V
Maximum RMS voltage	V_{RMS}	35	70	140	280	420	560	700	V
Maximum DC blocking voltage	V_{DC}	50	100	200	400	600	800	1000	V
Maximum average forward Output current @T _C =100°C	$I_{F(AV)}$	15.0							A
Peak forward surge current 8.3ms single half-sine-wav superimposed on rated load	I_{FSM}	240							A
I ² t Rating for fusing @T _J =25°C	I ² t	239							A ² S

Thermal Characteristics

Characteristic	Symbol	GBU15A	GBU15B	GBU15D	GBU15G	GBU15J	GBU15K	GBU15M	UNITS	
Typical junction capacitance per leg (note 3)	C_J	211				94				p F
Typical thermal resistance per leg (note 2) (note 1)	$R_{\theta JA}$ $R_{\theta JC}$	21				2.2				°C/W
Operating junction temperature range	T_J	- 55 ---- + 150							°C	
Storage temperature range	T_{STG}	- 55 ---- + 150							°C	

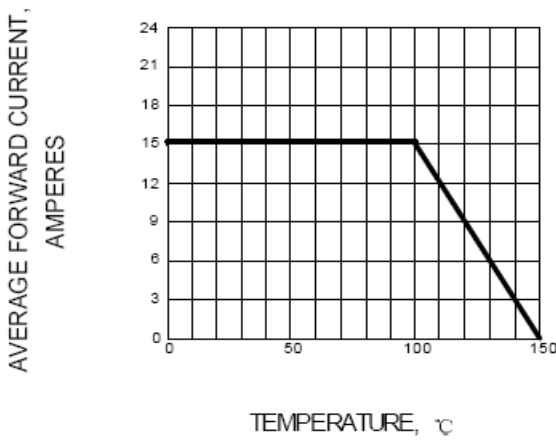
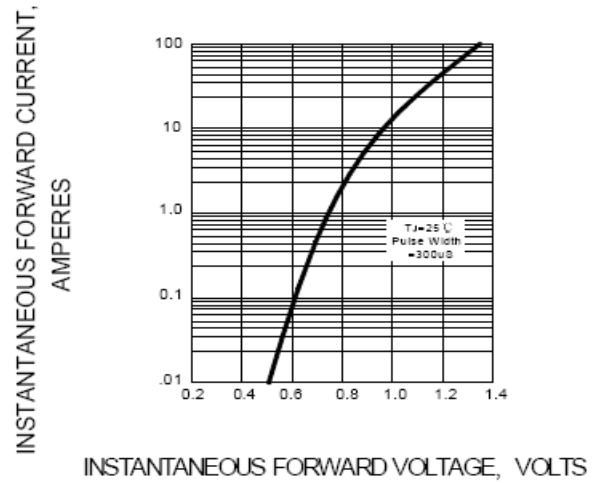
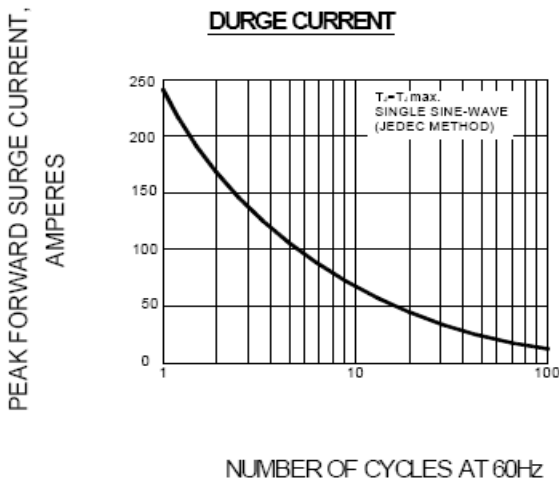
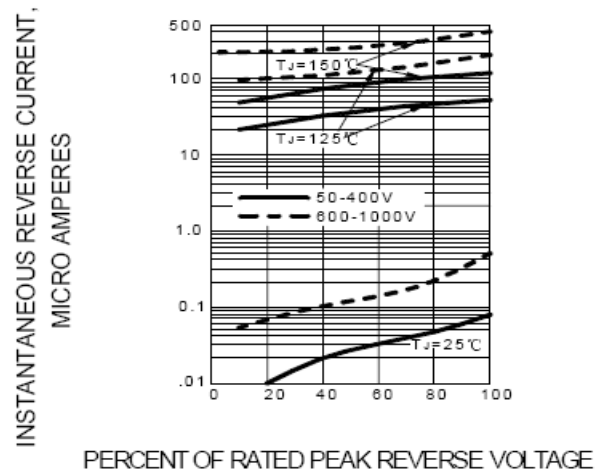
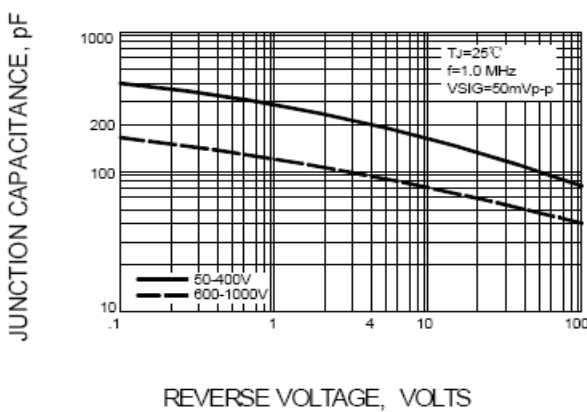
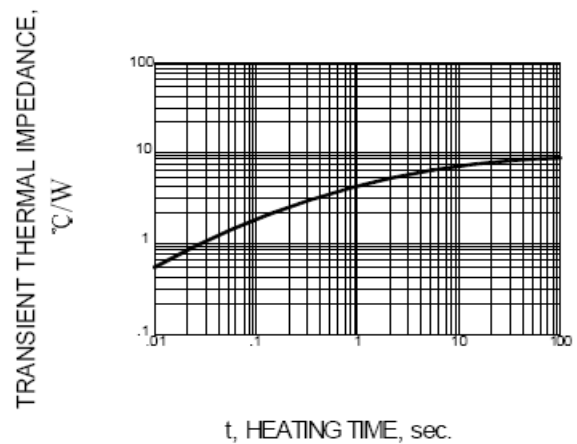
Electrical Characteristics (@TA = 25°C unless otherwise specified)

Characteristic	Symbol	GBU15A	GBU15B	GBU15D	GBU15G	GBU15J	GBU15K	GBU15M	UNITS
Maximum instantaneous forward voltage @7.5A @15A	V_F	1.0 1.1				V			
Maximum reverse current @T _A =25°C at rated DC blocking voltage @T _A =125°C	I_R	5.0 500				μ A			

NOTE: 1. Unit case mounted on 3.2x3.2x0.12" thick (6.2x8.2x0.3cm) Al. Plate

2. Units mounted in free air, no heat sink on P.C.B., 0.5x0.5"(12x12mm) copper pads, 0.375"(9.5mm) lead length.

3. Measured at 1.0 MHz and applied reverse voltage of 4.0 volts.

FIG.1 – DERATING CURVE FOR OUTPUT RECTIFIED CURRENT

FIG.2 – TYPICAL FORWARD CHARACTERISTIC

FIG.3 – MAXIMUM NON-REPETITIVE PEAK FORWARD SURGE CURRENT

FIG.4 – TYPICAL REVERSE CHARACTERISTIC

FIG.5 – TYPICAL JUNCTION CAPACITANCE PER LEG

FIG.6 – TYPICAL TRANSIENT THERMAL IMPEDANCE


Device	Package	Shipping
GBU15A--GBU15M	GBU	500 Units/Box

X-ON Electronics

Largest Supplier of Electrical and Electronic Components

Click to view similar products for [Bridge Rectifiers](#) category:

Click to view products by [LGE](#) manufacturer:

Other Similar products are found below :

[MB2510](#) [MB252](#) [MB356G](#) [MB358G](#) [GBJ1504-BP](#) [GBU10B-BP](#) [GBU15K-BP](#) [GBU4A-BP](#) [GBU4D-BP](#) [GBU6B-E3/45](#) [DB101-BP](#) [DF01](#)
[DF10SA-E345](#) [BU1508-E3/45](#) [BU1510-E3/45](#) [KBPC50-10S](#) [RS405GL-BP](#) [GBJ1502-BP](#) [GBU6M](#) [GSIB1520-E3/45](#) [36MB140A](#) [TB102M](#)
[MB1510](#) [MB86](#) [TL401G](#) [MDA920A2](#) [TU602](#) [TU810](#) [MP5010W-BP](#) [MP501W-BP](#) [MP502-BP](#) [BR84DTP204](#) [BU1508-E3/51](#) [KBPC25-02](#)
[VS-110MT120KPBF](#) [VS-2KBB60](#) [VS-60MT120KPBF](#) [VS-60MT80KPBF](#) [DB105-BP](#) [DF1510S](#) [VS-40MT160PAPBF](#) [VISKBU8K-E4/51](#)
[36MT100](#) [GBU4G-BP](#) [GBU6B-E3/51](#) [DF15005S-E3/77](#) [GSIB15A80-E3/45](#) [DB104-BP](#) [D3SB60](#) [TB354](#)