
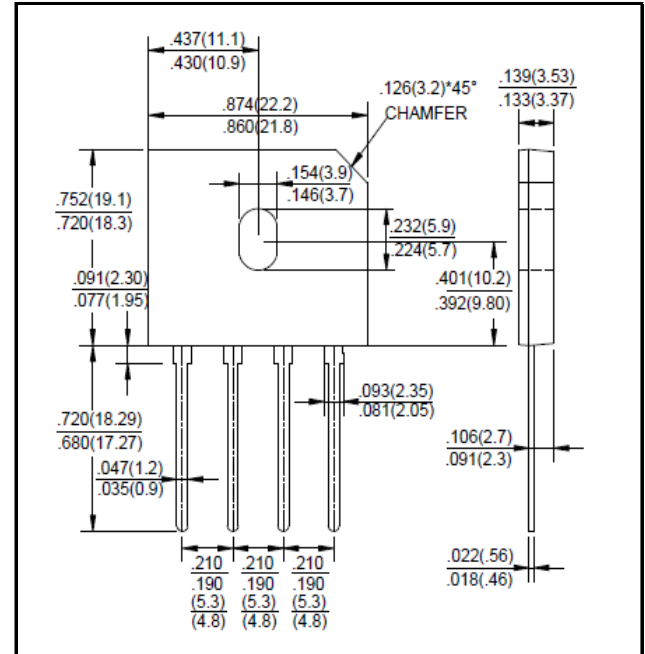


4.0A Single-Phase GLass Passivated Bridge Rectifiers

Recifier Reverse Voltage 50V to 1000V



GBU



Features

- Glass passivated junction
- The plastic material used carries Underwriters Laboratory flammability recognition 94V-0
- Surge overload ratings to 150 amperes peak
- Ideal for printed circuit board application
- High temperature soldering guaranteed 265°C/10

Mechanical Data

Case: Molded plastic
 Terminals: Platde leads solderable per MIL-STD-750, Method 2026
 Polarity: Polarity symbols molded or Marked on body
 Mounting Position: Any
 Weight: 0.138ounce, 3.9 grams(approx)

Maximum Ratings & Thermal Characteristics

Dimensions in inches and (millimeters)

Rating at 25°C ambient temperature unless otherwise specified, Resistive or inductive load, 60HZ.
 For Capacitive load derate current by 20%

Parameter	Symbol	GBU4005	GBU401	GBU402	GBU404	GBU406	GBU408	GBU410	unit
Maximum repetitive peak reverse voltage	VRRM	50	100	200	400	600	800	1000	V
Maximum RMS bridge input voltage	VRMS	35	70	140	280	420	560	700	V
Maximum DC blocking voltage	VDC	50	100	200	400	600	800	1000	V
Maximum average forward rectified output current at TA=40°C	IF(AV)					4.0			A
						2.4			
Peak forward surge current single sine-wave superimposed on rated load (JEDEC Method)	IFSM					135			A
Rating for fusing(t<8.3ms)	I ² t					75.6			A ² sec
Typical thermal resistance per element(1)	ReJA					2.2			°C/w
Mounting torque(Suggests 0.45~0.65)	Tor					Rating Torque:0.8(Suggests 0.45~0.65)			N.m
Typical thermal resistance per element(2)	Cj					45.0			PF
Operating junction and storage temperature range	TJ, TSTG					-55to+150			°C

Electrical Characteristics

Rating at 25°C ambient temperature unless otherwise specified, Resistive or inductive load, 60HZ.
 For Capacitive load derate current by 20%

Parameter	Symbol	GBU4005	GBU401	GBU402	GBU404	GBU406	GBU408	GBU410	unit
Maximum instantaneous forward voltage drop per leg at 4.0A	VF					1.1			V
Maximum DC reverse current at ratde TA=25°C	IR					5			UA
DC blocking voltage per element TA=125°C						500			

Notes:(1)Device mounted on 50mm*50mm*1.6mm Cu plate heatsink.
 (2)Measured at 1.0MHz and applied reverse voltage of 4.0 volts.

Rating and Characteristic Curves (TA=25°C Unless otherwise noted)

FIG.1-DERATING CURVE FOR

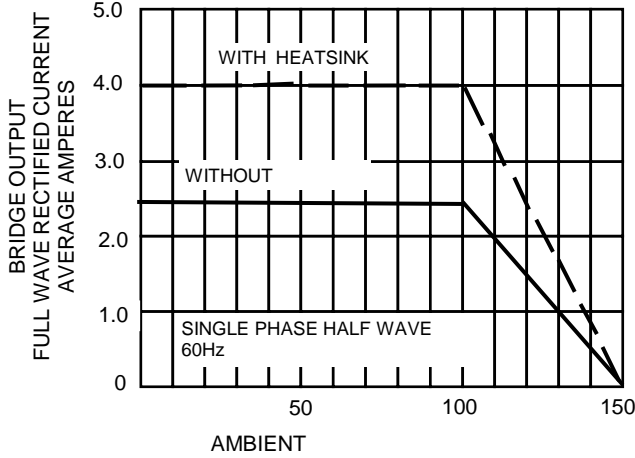


FIG.2-MAXIMUM NON-REPETITIVE SURGE CURRENT

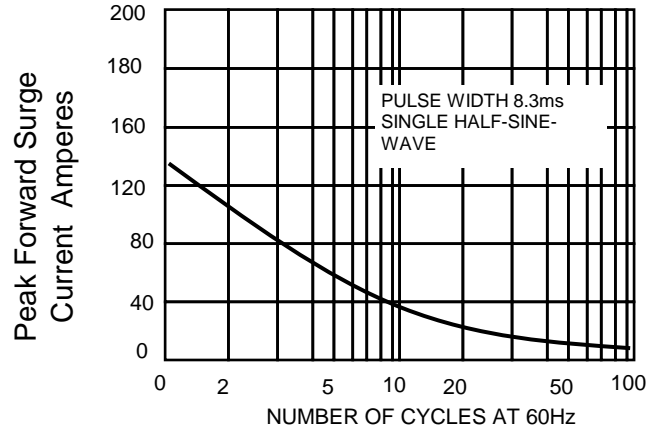


FIG.3-TYPICAL JUNCTION

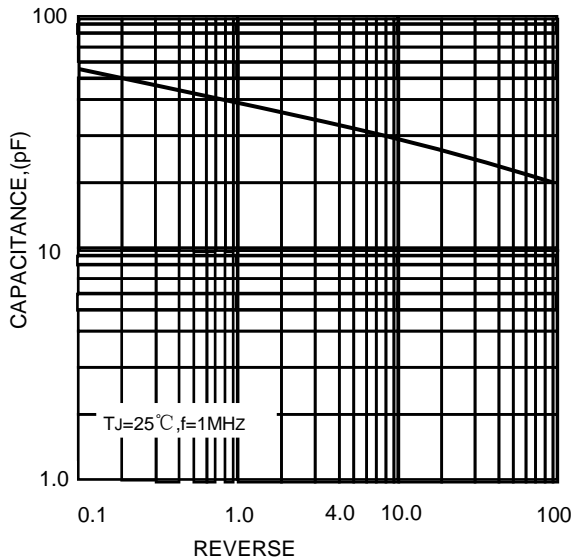


FIG.4-TYPICAL FORWARD CHARACTERISTICS

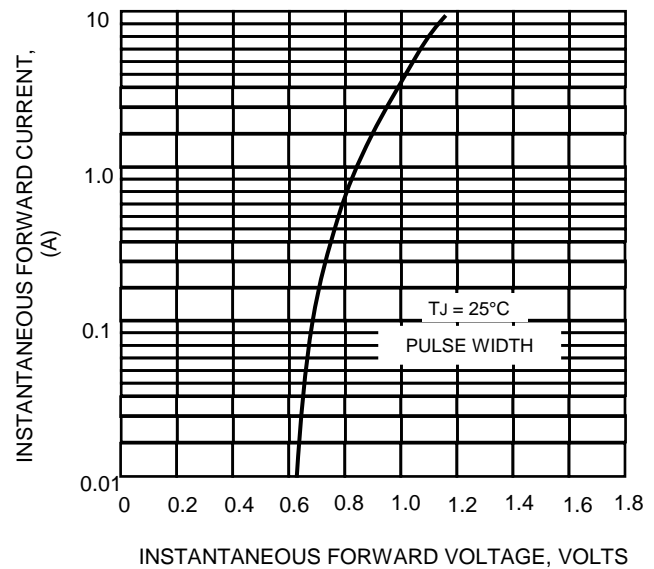
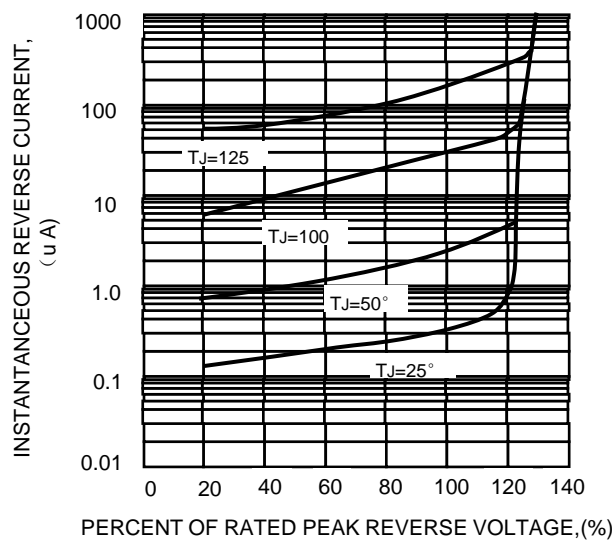


FIG.5-TYPICAL REVERSE CHARACTERISTICS



X-ON Electronics

Largest Supplier of Electrical and Electronic Components

Click to view similar products for [Bridge Rectifiers](#) category:

Click to view products by [LGE](#) manufacturer:

Other Similar products are found below :

[MB2510](#) [MB252](#) [MB356G](#) [MB358G](#) [MP358-BP](#) [90MT160KPBF](#) [GBJ1504-BP](#) [GBU10B-BP](#) [GBU15J-BP](#) [GBU15K-BP](#) [GBU4A-BP](#)
[GBU4D-BP](#) [GSIB680-E3/45](#) [DB101-BP](#) [DF01](#) [DF10SA-E345](#) [BU1508-E3/45](#) [BU1510-E3/45](#) [KBPC50-10S](#) [RS405GL-BP](#) [26MT120](#)
[G5SBA60-E3/51](#) [GBJ1502-BP](#) [GBU10J-BP](#) [GBU4J-BP](#) [GBU6M](#) [GBU8D-BP](#) [GBU8J-BP](#) [GSIB1520-E3/45](#) [TB102M](#) [MB1510](#) [MB6M-G](#)
[MB86](#) [TL401G](#) [MDA920A2](#) [TU602](#) [TU810](#) [MP501W-BP](#) [MP502-BP](#) [BR1005-BP](#) [BR101-BP](#) [BR84DTP204](#) [BU1010A-E3/51](#) [BU1508-](#)
[E3/51](#) [BU2006-E3/45](#) [BU2008-E3/51](#) [US15KB80R-7000](#) [KBPC25-02](#) [VS-60MT120KPBF](#) [DB105-BP](#)