
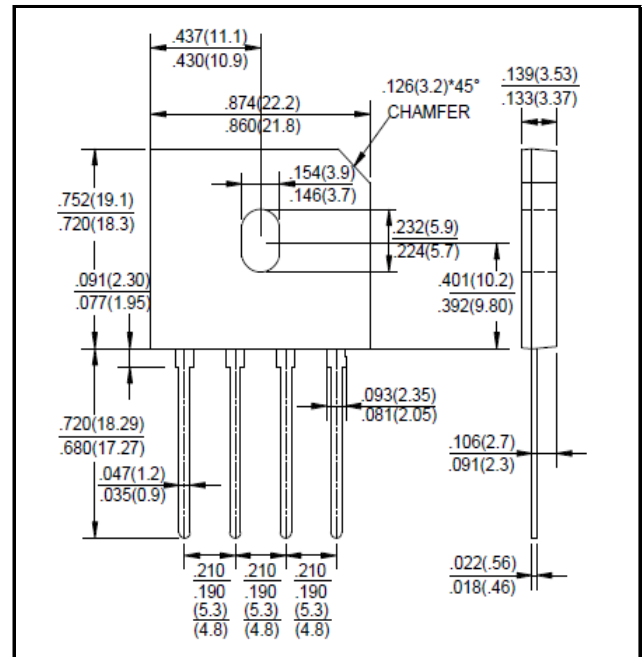


6.0A Single-Phase GLass Passivated Bridge Rectifiers

Recifier Reverse Voltage 50V to 1000V



GBU



Features

- Glass passivated junction
- The plastic material used carries Underwriters Laboratory flammability recognition 94V-0
- Surge overload ratings to 175 amperes peak
- Ideal for printed circuit board application
- High temperature soldering guaranteed 265°C/10

Mechanical Data

Case: Molded plastic
 Terminals: Plate leads solderable per MIL-STD-750, Method 2026
 Polarity: Polarity symbols molded or Marked on body
 Mounting Position: Any
 Weight: 0.138ounce, 3.9 grams (approx)

Maximum Ratings & Thermal Characteristics

Dimensions in inches and (millimeters)

Rating at 25°C ambient temperature unless otherwise specified, Resistive or inductive load, 60HZ.
 For Capacitive load derate current by 20%

Parameter	Symbol	GBU6005	GBU601	GBU602	GBU604	GBU606	GBU608	GBU610	unit
Maximum repetitive peak reverse voltage	VRRM	50	100	200	400	600	800	1000	V
Maximum RMS bridge input voltage	VRMS	35	70	140	280	420	560	700	V
Maximum DC blocking voltage	VDC	50	100	200	400	600	800	1000	V
Maximum average forward rectified output current at TA=40°C	IF(AV)					6.0			A
						2.8			
Peak forward surge current single sine-wave superimposed on rated load (JEDEC Method)	IFSM					150			A
Rating for fusing (t<8.3ms)	I ² t					93			A ² sec
Typical thermal resistance per element(1)	ReJA					2.2			°C/w
Mounting torque (Suggests 0.45~0.65)	Tor	Rating Torque: 0.8 (Suggests 0.45~0.65)							N.m
Typical thermal resistance per element(2)	Cj					50.0			PF
Operating junction and storage temperature range	TJ, TSTG					-55to+150			°C

Electrical Characteristics

Rating at 25°C ambient temperature unless otherwise specified, Resistive or inductive load, 60HZ.
 For Capacitive load derate current by 20%

Parameter	Symbol	GBU6005	GBU601	GBU602	GBU604	GBU606	GBU608	GBU610	unit
Maximum instantaneous forward voltage drop per leg at 3.0A	VF					1.1			V
Maximum DC reverse current at rated TA=25°C	IR					5			UA
DC blocking voltage per element TA=125°C						500			

Notes: (1) Device mounted on 75mm*75mm*1.6mm Cu plate heatsink.
 (2) Measured at 1.0MHz and applied reverse voltage of 4.0 volts.

Rating and Characteristic Curves (TA=25°C Unless otherwise noted)

FIG.1-DERATING CURVE FOR

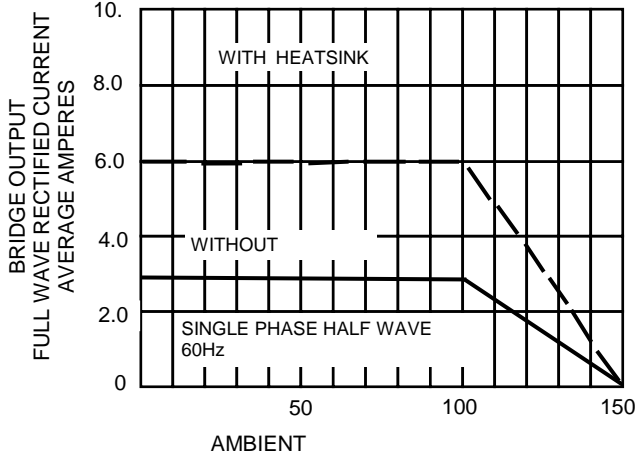


FIG.2-MAXIMUM NON-REPETITIVE SURGE CURRENT

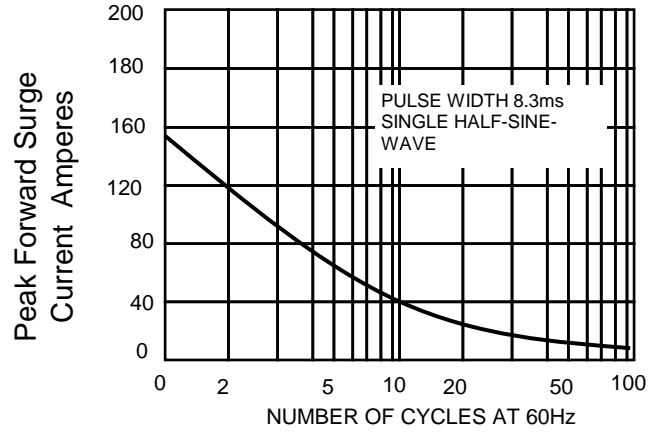


FIG.3-TYPICAL JUNCTION

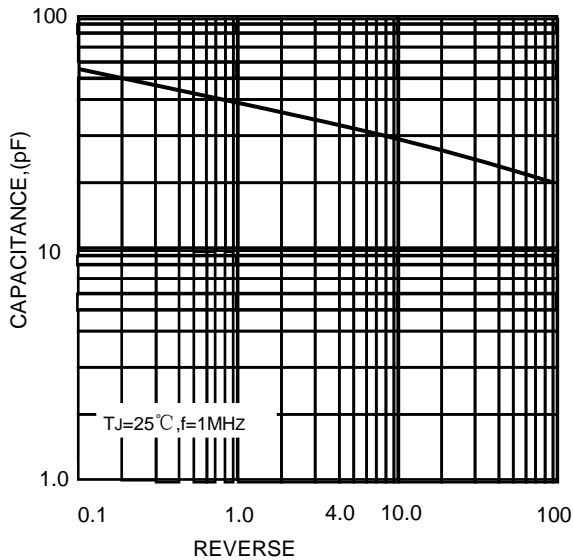


FIG.4-TYPICAL FORWARD CHARACTERISTICS

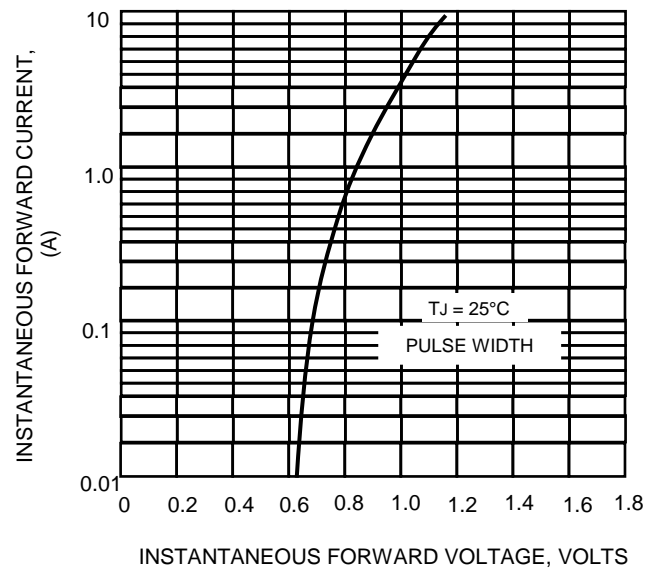
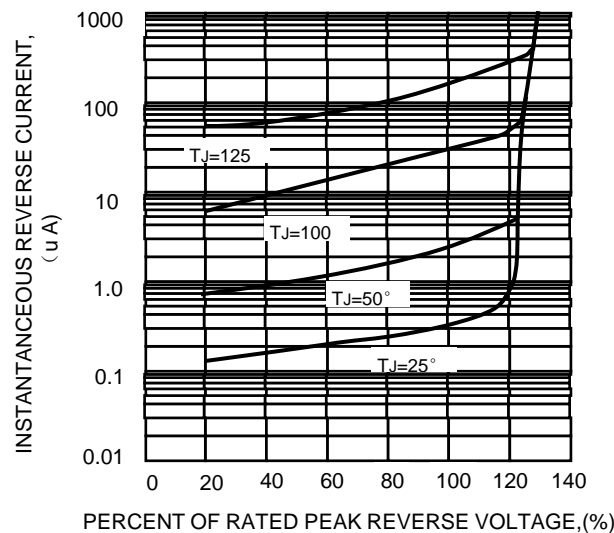


FIG.5-TYPICAL REVERSE CHARACTERISTICS



X-ON Electronics

Largest Supplier of Electrical and Electronic Components

Click to view similar products for [Bridge Rectifiers](#) category:

Click to view products by [LGE](#) manufacturer:

Other Similar products are found below :

[MB2510](#) [MB252](#) [MB356G](#) [MB358G](#) [GBJ1504-BP](#) [GBU10B-BP](#) [GBU15K-BP](#) [GBU4A-BP](#) [GBU4D-BP](#) [DB101-BP](#) [DF01](#) [DF10SA-E345](#)
[KBPC50-10S](#) [RS405GL-BP](#) [GBJ1502-BP](#) [GBU6M](#) [TB102M](#) [MB1510](#) [MB86](#) [TL401G](#) [MDA920A2](#) [TU602](#) [TU810](#) [MP5010W-BP](#)
[MP501W-BP](#) [MP502-BP](#) [KBPC25-02](#) [VBO160-12NO7](#) [VS-110MT120KPBF](#) [VS-60MT80KPBF](#) [DB105-BP](#) [DF1510S](#) [VS-](#)
[40MT160PAPBF](#) [GBU4G-BP](#) [GSIB15A80-E3/45](#) [DB104-BP](#) [D3SB60](#) [TB354](#) [GBJ2504-BP](#) [26MB100A](#) [B1S-G](#) [VS-40MT160KPBF](#)
[VUO162-16NO7](#) [ABS10-G](#) [GBU6B-BP](#) [GBJ1508-BP](#) [BR5010-G](#) [ABS6-G](#) [B125C800G-E4/51](#) [MSB15MH-13](#)