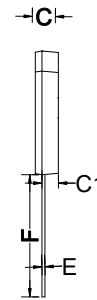
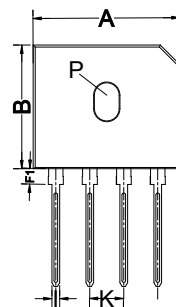


FEATURES

- Ideal for printed circuit board
- Reliable low cost construction utilizing molded plastic technique
- Plastic material has U/L flammability classification 94V-0
- Mounting position: Any
- Glass passivated chip junctions



GBU		
Dim	Min	Max
A	21.60	22.40
B	18.20	19.80
C	3.20	3.80
C1	1.80	2.80
E	0.40	0.60
F	17.00min	
F1	1.70	2.40
I	0.95	1.25
K	4.70	5.30
P	R1.9typical	
All Dimensions in mm.		

Maximum Ratings (@TA = 25°C unless otherwise specified)

Characteristic	Symbol	GBU6A	GBU6B	GBU6D	GBU6G	GBU6J	GBU6K	GBU6M	UNITS
Maximum recurrent peak reverse voltage	V_{RRM}	50	100	200	400	600	800	1000	V
Maximum RMS voltage	V_{RMS}	35	70	140	280	420	560	700	V
Maximum DC blocking voltage	V_{DC}	50	100	200	400	600	800	1000	V
Maximum average forward Tc=100°C Output current	$I_{F(AV)}$	6.0							A
Peak forward surge current 8.3ms single half-sine-wave superimposed on rated load	I_{FSM}	175.0							A
I ² t Rating for fusing @Tj=25°C	I ² t	127							A ² S

Thermal Characteristics

Characteristic	Symbol	GBU6A	GBU6B	GBU6D	GBU6G	GBU6J	GBU6K	GBU6M	UNITS
Typical junction capacitance per element(note 3)	C_J	211				94			p F
Typical thermal resistance (note2) (note21)	$R_{\theta JA}$ $R_{\theta JC}$	2.2				2.5			°C/W
Operating junction temperature range	T_J	- 55 ---- + 150							°C
Storage temperature range	T_{STG}	- 55 ---- + 150							°C

Electrical Characteristics (@TA = 25°C unless otherwise specified)

Characteristic	Symbol	GBU6A	GBU6B	GBU6D	GBU6G	GBU6J	GBU6K	GBU6M	UNITS
Maximum instantaneous forward voltage @3.0A @6.0A	V_F	1.0				1.1			V
Maximum reverse current @TA=25 °C at rated DC blocking voltage @TA=125 °C	I_R	5.0				500			μ A

NOTE: 1. Unit case mounted on 2.6x1.4x0.06" thick (6.5x3.5x0.15cm) Al. Plate.

2. Recommended mounting position is to bolt down on heatsink with silicone thermal compound f or maximum heat transfer with #6 screws

3. Measured at 1.0 MHz and applied reverse voltage of 4.0 volts.

CHARACTERISTICS CURVES

($T_A = 25^\circ\text{C}$ unless otherwise noted)

Fig.1 Forward Current Derating Curve

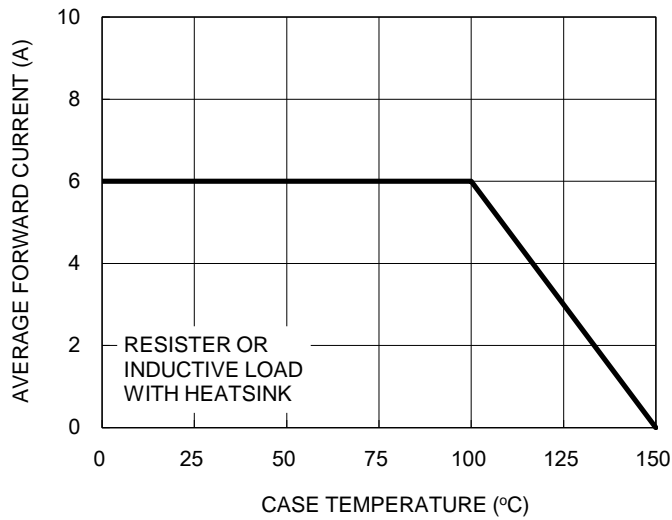


Fig.2 Typical Junction Capacitance

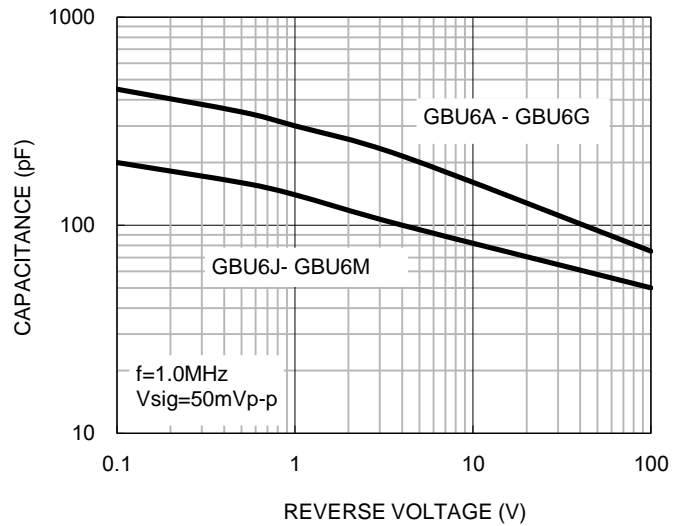


Fig.3 Typical Reverse Characteristics

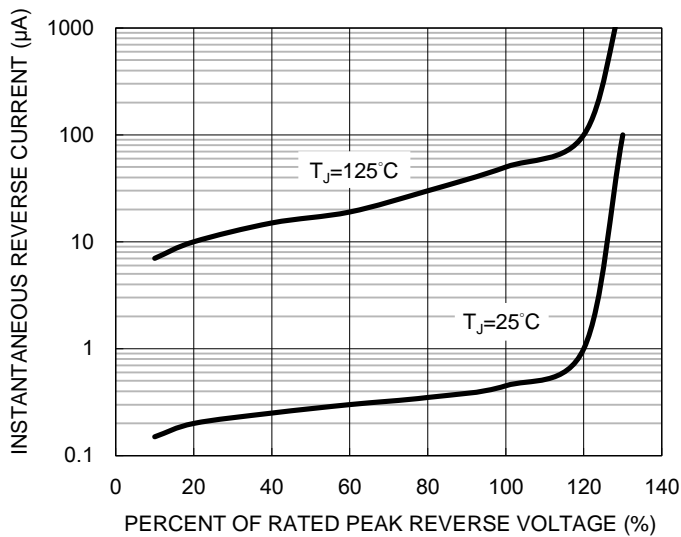
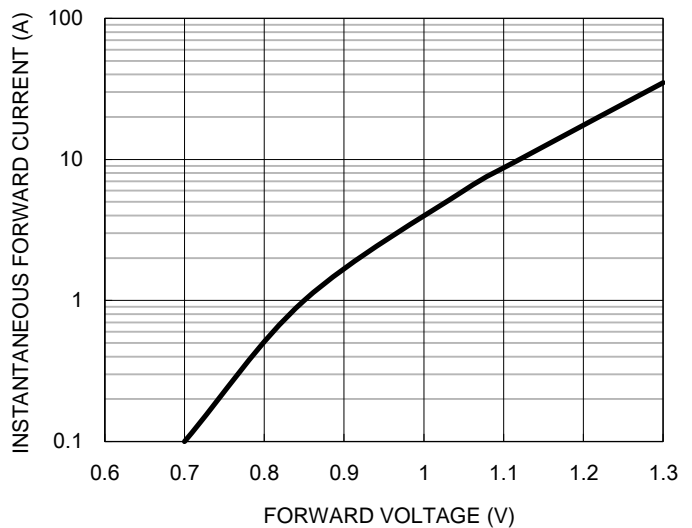


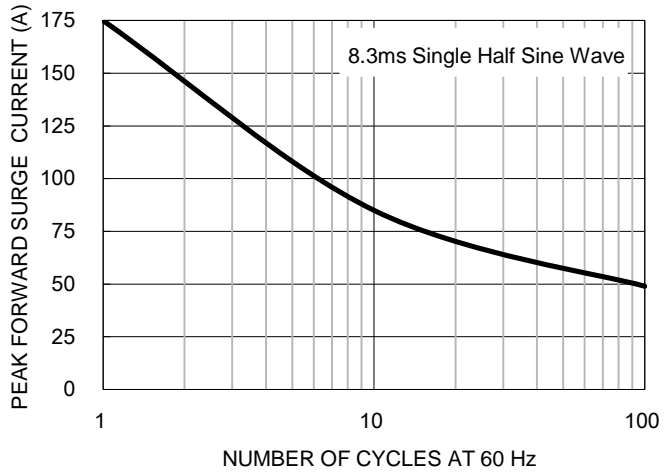
Fig.4 Typical Forward Characteristics



CHARACTERISTICS CURVES

($T_A = 25^\circ\text{C}$ unless otherwise noted)

Fig.5 Maximum Non-repetitive Forward Surge Current



X-ON Electronics

Largest Supplier of Electrical and Electronic Components

Click to view similar products for [Bridge Rectifiers](#) category:

Click to view products by [LGE](#) manufacturer:

Other Similar products are found below :

[MB2510](#) [MB252](#) [MB356G](#) [MB358G](#) [GBJ1504-BP](#) [GBU10B-BP](#) [GBU15K-BP](#) [GBU4A-BP](#) [GBU4D-BP](#) [GBU6B-E3/45](#) [DB101-BP](#) [DF01](#)
[DF10SA-E345](#) [BU1508-E3/45](#) [BU1510-E3/45](#) [KBPC50-10S](#) [RS405GL-BP](#) [GBJ1502-BP](#) [GBU6M](#) [GSIB1520-E3/45](#) [36MB140A](#) [TB102M](#)
[MB1510](#) [MB86](#) [TL401G](#) [MDA920A2](#) [TU602](#) [TU810](#) [MP5010W-BP](#) [MP501W-BP](#) [MP502-BP](#) [BR84DTP204](#) [BU1508-E3/51](#) [KBPC25-02](#)
[VS-110MT120KPBF](#) [VS-2KBB60](#) [VS-60MT120KPBF](#) [VS-60MT80KPBF](#) [DB105-BP](#) [DF1510S](#) [VS-40MT160PAPBF](#) [VISKBU8K-E4/51](#)
[36MT100](#) [GBU4G-BP](#) [GBU6B-E3/51](#) [DF15005S-E3/77](#) [GSIB15A80-E3/45](#) [DB104-BP](#) [D3SB60](#) [TB354](#)