
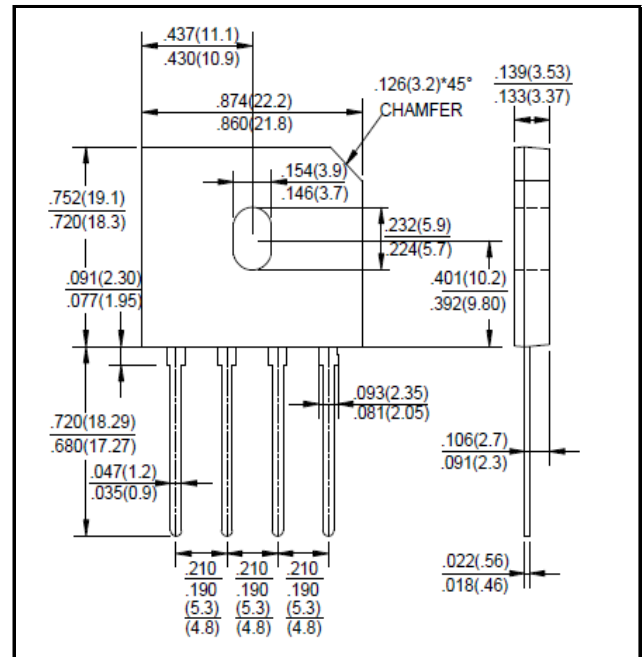


## 6.0A Single-Phase GLass Passivated Bridge Rectifiers

Recifier Reverse Voltage 50V to 1000V



### GBU



### Features

- Glass passivated junction
- The plastic material used carries Underwriters Laboratory flammability recognition 94V-0
- Surge overload ratings to 175 amperes peak
- Ideal for printed circuit board application
- High temperature soldering guaranteed 265°C/10

### Mechanical Data

Case: Molded plastic  
 Terminals: Platde leads solderable per MIL-STD-750, Method 2026  
 Polarity: Polarity symbols molded or Marked on body  
 Mounting Position: Any  
 Weight: 0.138ounce, 3.9 grams (approx)

### Maximum Ratings & Thermal Characteristics

Dimensions in inches and (millimeters)

Rating at 25°C ambient temperature unless otherwise specified, Resistive or inductive load, 60HZ.  
 For Capacitive load derate current by 20%

Parameter	Symbol	GBU6A	GBU6B	GBU6D	GBU6G	GBU6J	GBU6K	GBU6M	unit
Maximum repetitive peak reverse voltage	VRRM	50	100	200	400	600	800	1000	V
Maximum RMS bridge input voltage	VRMS	35	70	140	280	420	560	700	V
Maximum DC blocking voltage	VDC	50	100	200	400	600	800	1000	V
Maximum average forward rectified output current at TA=40°C	IF(AV)					6.0			A
						2.8			
Peak forward surge current single sine-wave superimposed on rated load (JEDEC Method)	IFSM					150			A
Rating for fusing (t<8.3ms)	I <sup>2</sup> t					93			A <sup>2</sup> sec
Typical thermal resistance per element(1)	ReJA					2.2			°C/w
Mounting torque (Suggests 0.45~0.65)	Tor	Rating Torque: 0.8 (Suggests 0.45~0.65)							N.m
Typical thermal resistance per element(2)	Cj					50.0			PF
Operating junction and storage temperature range	TJ, TSTG					-55to+150			°C

### Electrical Characteristics

Rating at 25°C ambient temperature unless otherwise specified, Resistive or inductive load, 60HZ.  
 For Capacitive load derate current by 20%

Parameter	Symbol	GBU6A	GBU6B	GBU6D	GBU6G	GBU6J	GBU6K	GBU6M	unit
Maximum instantaneous forward voltage drop per leg at 3.0A	VF					1.1			V
Maximum DC reverse current at ratde TA=25°C	IR					5			UA
DC blocking voltage per element TA=125°C						500			

Notes: (1) Device mounted on 75mm\*75mm\*1.6mm Cu plate heatsink.  
 (2) Measured at 1.0MHz and applied reverse voltage of 4.0 volts.

## Rating and Characteristic Curves (TA=25°C Unless otherwise noted)

FIG.1-DERATING CURVE FOR

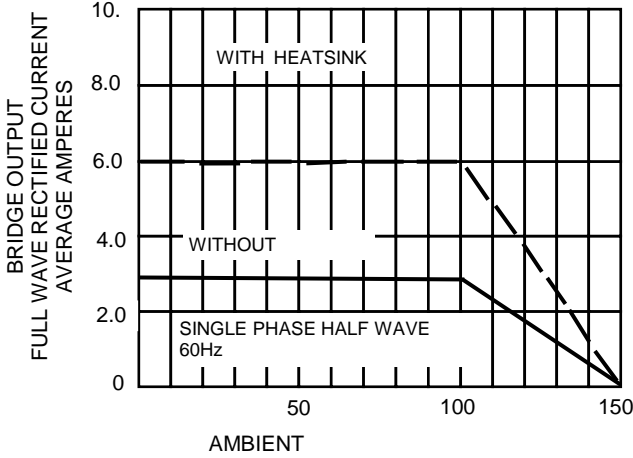


FIG.2-MAXIMUM NON-REPETITIVE SURGE CURRENT

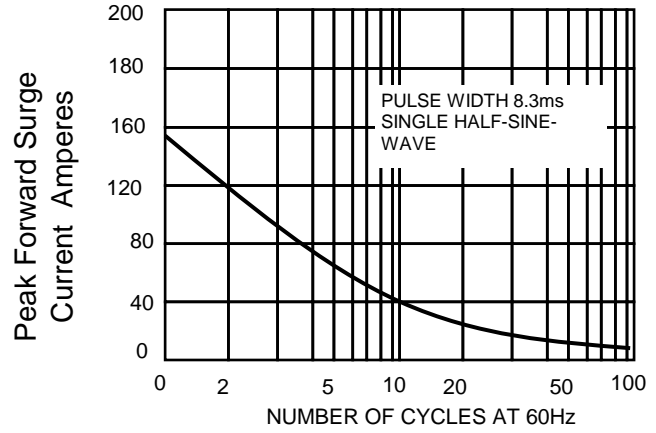


FIG.3-TYPICAL JUNCTION

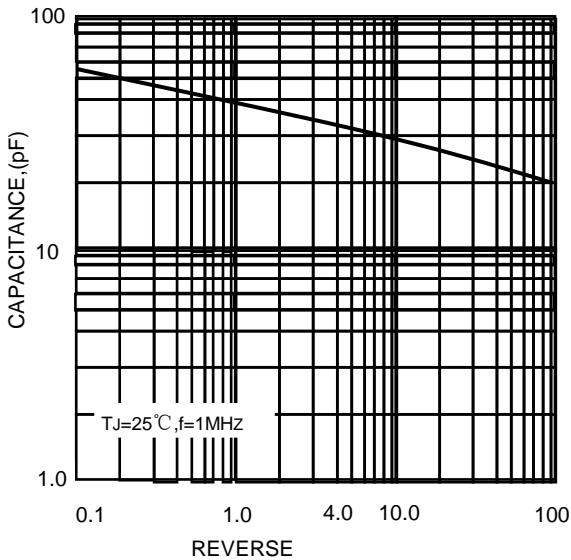


FIG.4-TYPICAL FORWARD CHARACTERISTICS

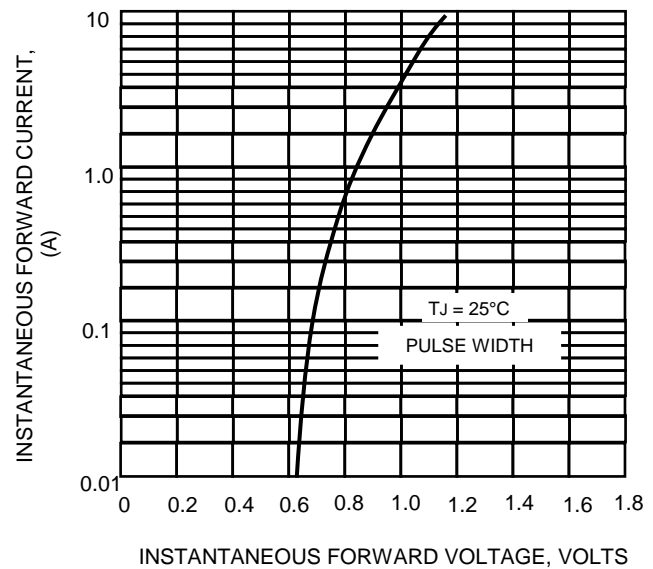
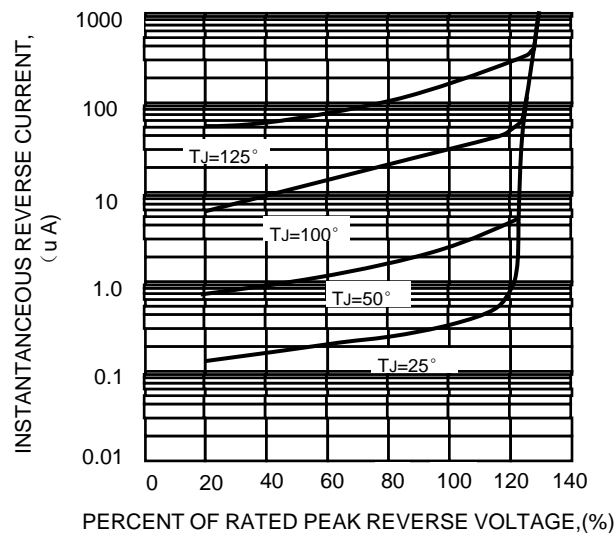


FIG.5-TYPICAL REVERSE CHARACTERISTICS



## X-ON Electronics

Largest Supplier of Electrical and Electronic Components

*Click to view similar products for [Bridge Rectifiers](#) category:*

*Click to view products by [LGE](#) manufacturer:*

Other Similar products are found below :

[MB2510](#) [MB252](#) [MB356G](#) [MB358G](#) [90MT160KPBF](#) [GBJ1504-BP](#) [GBU10B-BP](#) [GBU15K-BP](#) [GBU4A-BP](#) [GBU4D-BP](#) [GBU6B-E3/45](#)  
[DB101-BP](#) [DF01](#) [DF10SA-E345](#) [BU1508-E3/45](#) [BU1510-E3/45](#) [KBPC50-10S](#) [RS405GL-BP](#) [GBJ1502-BP](#) [GBU6M](#) [GSIB1520-E3/45](#)  
[2KBB10](#) [36MB140A](#) [TB102M](#) [MB1510](#) [MB86](#) [TL401G](#) [MDA920A2](#) [TU602](#) [TU810](#) [MP5010W-BP](#) [MP501W-BP](#) [MP502-BP](#)  
[BR84DTP204](#) [BU1508-E3/51](#) [KBPC25-02](#) [VS-110MT120KPBF](#) [VS-2KBB60](#) [VS-60MT120KPBF](#) [VS-60MT80KPBF](#) [DB105-BP](#) [DF1510S](#)  
[VS-40MT160PAPBF](#) [VISKBU8K-E4/51](#) [36MT100](#) [GBU4G-BP](#) [GBU6B-E3/51](#) [DF15005S-E3/77](#) [GSIB15A80-E3/45](#) [DB104-BP](#)