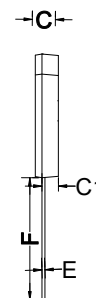
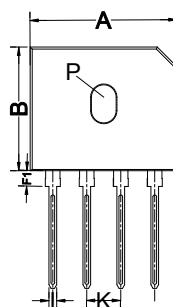


### FEATURES

- Rating to 1000V PRV
- Surge overload rating to 200 Amperes peak
- Ideal for printed circuit board
- Reliable low cost construction utilizing molded plastic technique results in inexpensive product
- Lead solderable per MIL-STD-202 method 208
- Glass passivated junctions



GBU		
Dim	Min	Max
A	21.60	22.40
B	18.20	19.80
C	3.20	3.80
C1	1.80	2.80
E	0.40	0.60
F	17.00min	
F1	1.70	2.40
I	0.95	1.25
K	4.70	5.30
P	R1.9typical	
All Dimensions in mm.		

### Maximum Ratings (@TA = 25°C unless otherwise specified)

Characteristic	Symbol	GBU8A	GBU8B	GBU8D	GBU8G	GBU8J	GBU8K	GBU8M	UNITS
Maximum recurrent peak reverse voltage	$V_{RRM}$	50	100	200	400	600	800	1000	V
Maximum RMS voltage	$V_{RMS}$	35	70	140	280	420	560	700	V
Maximum DC blocking voltage	$V_{DC}$	50	100	200	400	600	800	1000	V
Maximum average forward Output current @Tc=100°C	$I_{F(AV)}$	8.0							A
Peak forward surge current 8.3ms single half-sine-wav superimposed on rated load	$I_{FSM}$	200							A
I <sup>2</sup> t Rating for fusing @Tj=25°C	I <sup>2</sup> t	166							A <sup>2</sup> S

### Thermal Characteristics

Characteristic	Symbol	GBU8A	GBU8B	GBU8D	GBU8G	GBU8J	GBU8K	GBU8M	UNITS
Typical junction capacitance per element(note 3)	$C_J$	211				94			p F
Typical thermal resistance (note2) (note1)	$R_{\theta JA}$ $R_{\theta JC}$	2.2				1.6			°C/W
Operating junction temperature range	$T_J$	- 55 ---- + 150							°C
Storage temperature range	$T_{STG}$	- 55 ---- + 150							°C

### Electrical Characteristics (@TA = 25°C unless otherwise specified)

Characteristic	Symbol	GBU8A	GBU8B	GBU8D	GBU8G	GBU8J	GBU8K	GBU8M	UNITS
Maximum instantaneous forward voltage @4.0A @8.0A	$V_F$	1.0 1.1				V			
Maximum reverse current @TA=25°C at rated DC blocking voltage @TA=125°C	$I_R$	5.0 0.5				μ A mA			

NOTE: 1. Unit case mounted on 3.2x3.2x0.12" thick (6.2x8.2x0.3cm) Al. Plate

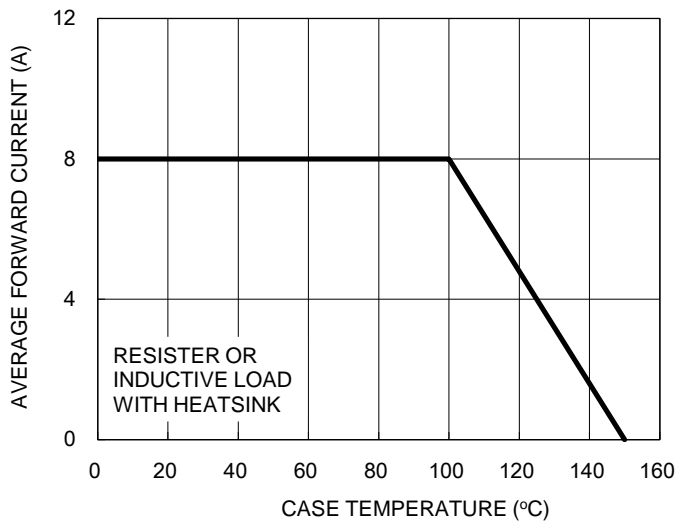
2. Units mounted in free air, no heat sink on P.C.B., 0.5x0.5"(12x12mm) copper pads, 0.375"(9.5mm) lead length.

3. Measured at 1.0 MHz and applied reverse voltage of 4.0 volts.

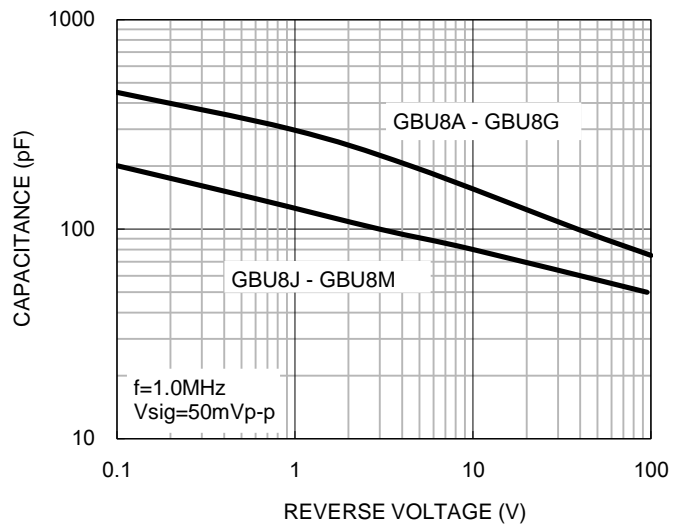
## CHARACTERISTICS CURVES

( $T_A = 25^\circ\text{C}$  unless otherwise noted)

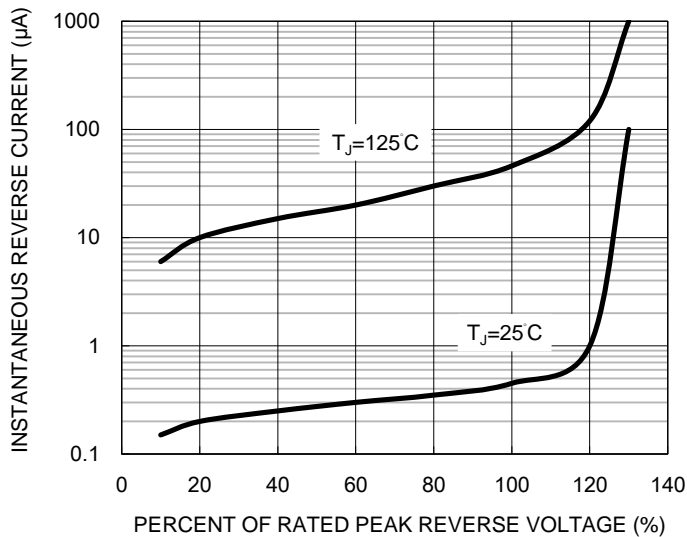
**Fig.1 Forward Current Derating Curve**



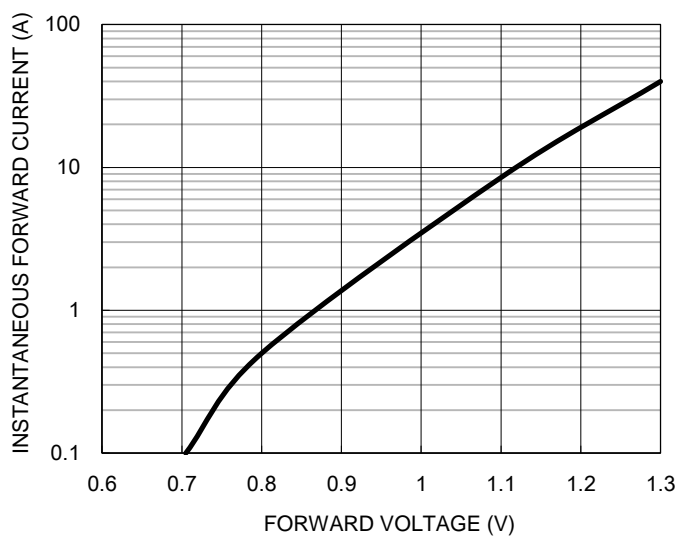
**Fig.2 Typical Junction Capacitance**



**Fig.3 Typical Reverse Characteristics**



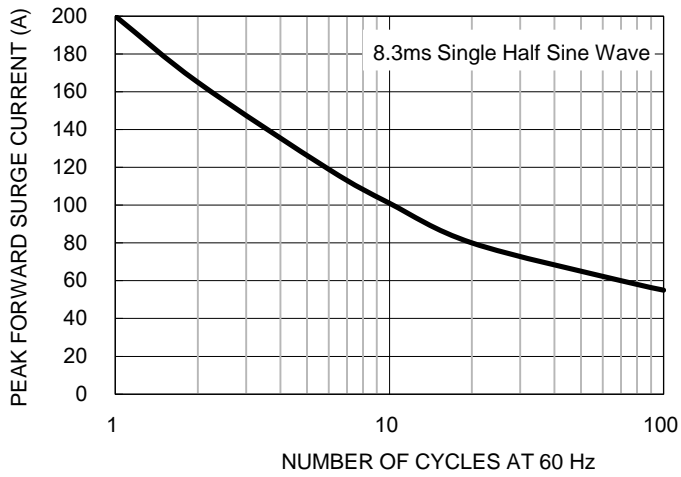
**Fig.4 Typical Forward Characteristics**



**CHARACTERISTICS CURVES**

(T<sub>A</sub> = 25°C unless otherwise noted)

**Fig.5 Maximum Non-repetitive Forward Surge Current**



Device	Package	Shipping
GBU8A--GBU8M	GBU	500 Units/Box

## X-ON Electronics

Largest Supplier of Electrical and Electronic Components

*Click to view similar products for [Bridge Rectifiers](#) category:*

*Click to view products by [LGE](#) manufacturer:*

Other Similar products are found below :

[MB2510](#) [MB252](#) [MB356G](#) [MB358G](#) [90MT160KPBF](#) [GBJ1504-BP](#) [GBU10B-BP](#) [GBU15K-BP](#) [GBU4A-BP](#) [GBU4D-BP](#) [GBU6B-E3/45](#)  
[DB101-BP](#) [DF01](#) [DF10SA-E345](#) [BU1508-E3/45](#) [BU1510-E3/45](#) [KBPC50-10S](#) [RS405GL-BP](#) [GBJ1502-BP](#) [GBU6M](#) [GSIB1520-E3/45](#)  
[2KBB10](#) [36MB140A](#) [TB102M](#) [MB1510](#) [MB86](#) [TL401G](#) [MDA920A2](#) [TU602](#) [TU810](#) [MP5010W-BP](#) [MP501W-BP](#) [MP502-BP](#)  
[BR84DTP204](#) [BU1508-E3/51](#) [KBPC25-02](#) [VS-110MT120KPBF](#) [VS-2KBB60](#) [VS-60MT120KPBF](#) [VS-60MT80KPBF](#) [DB105-BP](#) [DF1510S](#)  
[VS-40MT160PAPBF](#) [VISKBU8K-E4/51](#) [36MT100](#) [GBU4G-BP](#) [GBU6B-E3/51](#) [DF15005S-E3/77](#) [GSIB15A80-E3/45](#) [DB104-BP](#)