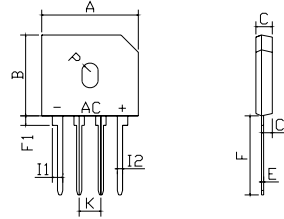


### FEATURES

- Rating to 1000V PRV
- Surge overload rating to 200 Amperes peak
- Ideal for printed circuit board
- Reliable low cost construction utilizing molded plastic technique results in inexpensive product
- Lead solderable per MIL-STD-202 method 208
- Glass passivated junctions



| GBU                  |             |       |
|----------------------|-------------|-------|
| Dim                  | Min         | Max   |
| A                    | 22.00       | 22.40 |
| B                    | 18.40       | 18.80 |
| C                    | 3.40        | 3.95  |
| C1                   | 2.50        | 3.00  |
| E                    | 0.40        | 0.60  |
| F                    | 17.00min    |       |
| F1                   | 1.70        | 2.30  |
| I1                   | 2.30        | 2.60  |
| I2                   | 0.95        | 1.25  |
| K                    | 4.70        | 5.30  |
| P                    | R1.9typical |       |
| All Dimensions in mm |             |       |

### Maximum Ratings (@TA = 25°C unless otherwise specified)

| Characteristic   | Symbol           | GBU8A | GBU8B | GBU8D | GBU8G | GBU8J | GBU8K | GBU8M | UNITS            |
|--|------------------|-------|-------|-------|-------|-------|-------|-------|------------------|
| Maximum recurrent peak reverse voltage   | $V_{RRM}$        | 50    | 100   | 200   | 400   | 600   | 800   | 1000  | V                |
| Maximum RMS voltage  | $V_{RMS}$        | 35    | 70    | 140   | 280   | 420   | 560   | 700   | V                |
| Maximum DC blocking voltage  | $V_{DC}$         | 50    | 100   | 200   | 400   | 600   | 800   | 1000  | V                |
| Maximum average forward Output current @Tc=100°C                                       | $I_{F(AV)}$      | 8.0   |       |       |       |       |       |       | A                |
| Peak forward surge current<br>8.3ms single half-sine-wav<br>superimposed on rated load | $I_{FSM}$        | 200   |       |       |       |       |       |       | A                |
| I <sup>2</sup> t Rating for fusing @Tj=25°C  | I <sup>2</sup> t | 166   |       |       |       |       |       |       | A <sup>2</sup> S |

### Thermal Characteristics

| Characteristic                                    | Symbol                             | GBU8A            | GBU8B | GBU8D | GBU8G | GBU8J | GBU8K | GBU8M | UNITS |      |
|---|------------------------------------|------------------|-------|-------|-------|-------|-------|-------|-------|------|
| Typical junctionp capacitance per element(note 3) | $C_J$                              | 211              |       |       |       | 94    |       |       | p F   |      |
| Typical thermal resistance (note2)<br>(note1)     | $R_{\theta JA}$<br>$R_{\theta JC}$ | 2.2              |       |       |       | 1.6   |       |       |       | °C/W |
| Operating junction temperature range              | $T_J$                              | - 55 ----- + 150 |       |       |       |       |       |       | °C    |      |
| Storage temperature range                         | $T_{STG}$                          | - 55 ----- + 150 |       |       |       |       |       |       | °C    |      |

### Electrical Characteristics (@TA = 25°C unless otherwise specified)

| Characteristic   | Symbol | GBU8A | GBU8B | GBU8D | GBU8G | GBU8J | GBU8K | GBU8M | UNITS |           |
|--|--------|-------|-------|-------|-------|-------|-------|-------|-------|-----------|
| Maximum instantaneous forward voltage @4.0A<br>@8.0A                       | $V_F$  | 1.0   |       |       |       | 1.1   |       |       |       | V         |
| Maximum reverse current @TA=25°C<br>at rated DC blocking voltage @TA=125°C | $I_R$  | 5.0   |       |       |       | 0.5   |       |       |       | μ A<br>mA |

NOTE: 1. Unit case mounted on 3.2x3.2x0.12" thick (6.2x8.2x0.3cm) Al. Plate

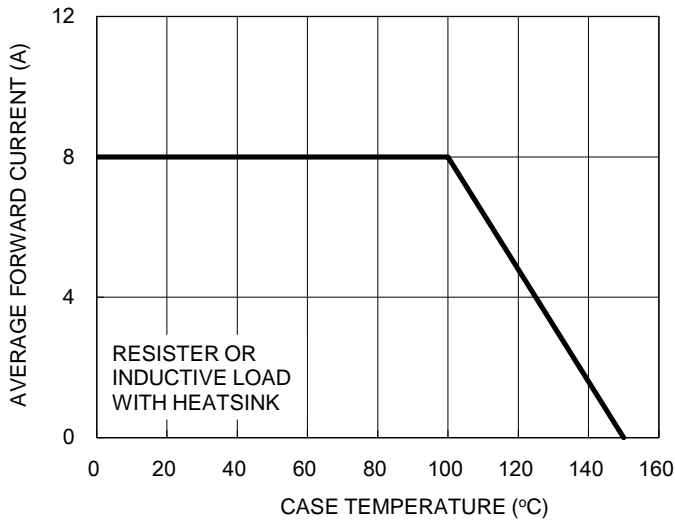
2. Units mounted in free air, no heat sink on P.C.B., 0.5x0.5"(12x12mm) copper pads, 0.375"(9.5mm) lead length.

3. Measured at 1.0 MHz and applied reverse voltage of 4.0 volts.

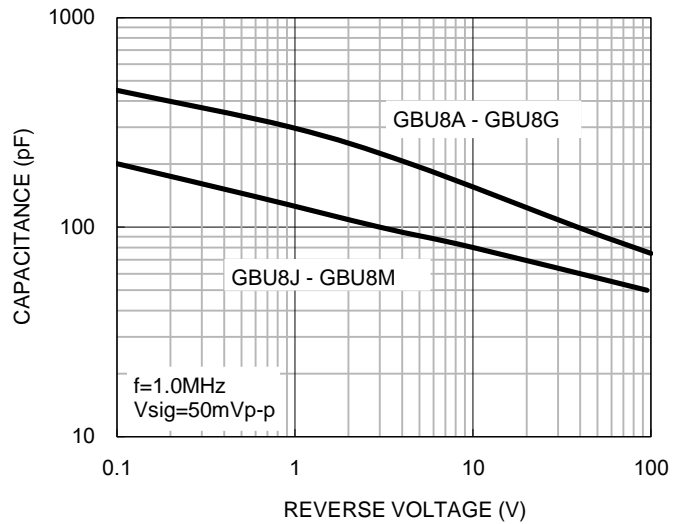
### CHARACTERISTICS CURVES

( $T_A = 25^\circ\text{C}$  unless otherwise noted)

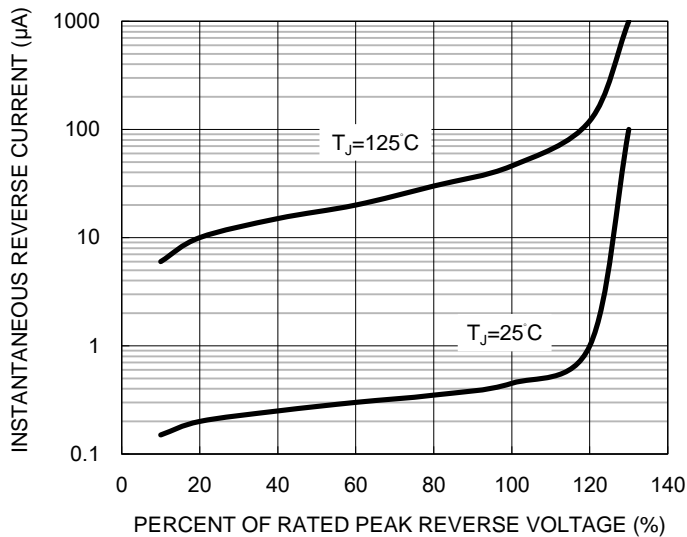
**Fig.1 Forward Current Derating Curve**



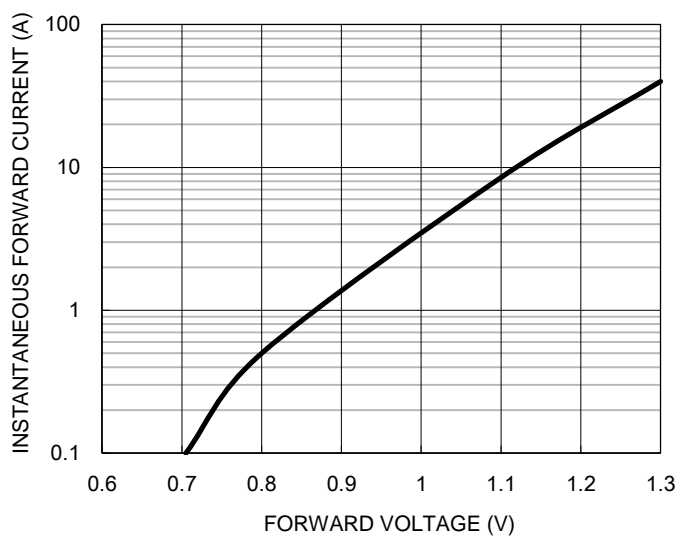
**Fig.2 Typical Junction Capacitance**



**Fig.3 Typical Reverse Characteristics**



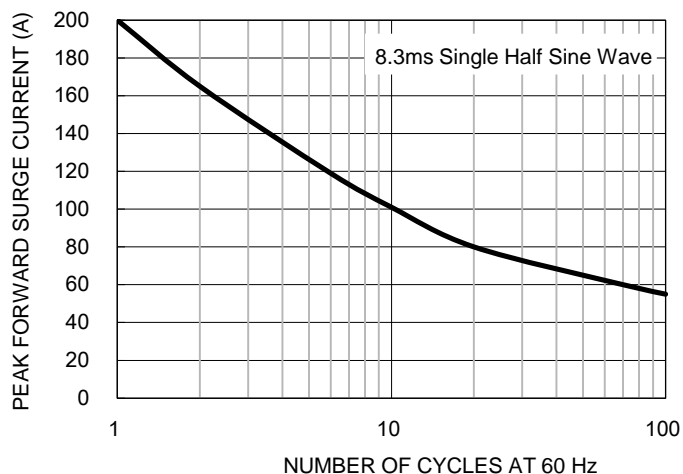
**Fig.4 Typical Forward Characteristics**



**CHARACTERISTICS CURVES**

(T<sub>A</sub> = 25°C unless otherwise noted)

**Fig.5 Maximum Non-repetitive Forward Surge Current**



| Device       | Package | Shipping      |
|--------------|---------|---------------|
| GBU8A--GBU8M | GBU     | 500 Units/Box |

## X-ON Electronics

Largest Supplier of Electrical and Electronic Components

*Click to view similar products for [Bridge Rectifiers](#) category:*

*Click to view products by [LGE](#) manufacturer:*

Other Similar products are found below :

[MB2510](#) [MB252](#) [MB356G](#) [MB358G](#) [GBJ1504-BP](#) [GBU10B-BP](#) [GBU15K-BP](#) [GBU4A-BP](#) [GBU4D-BP](#) [DB101-BP](#) [DF01](#) [DF10SA-E345](#)  
[KBPC50-10S](#) [RS405GL-BP](#) [GBJ1502-BP](#) [GBU6M](#) [TB102M](#) [MB1510](#) [MB86](#) [TL401G](#) [MDA920A2](#) [TU602](#) [TU810](#) [MP5010W-BP](#)  
[MP501W-BP](#) [MP502-BP](#) [KBPC25-02](#) [VBO160-12NO7](#) [VS-110MT120KPBF](#) [VS-60MT80KPBF](#) [DB105-BP](#) [DF1510S](#) [VS-](#)  
[40MT160PAPBF](#) [GBU4G-BP](#) [GSIB15A80-E3/45](#) [DB104-BP](#) [D3SB60](#) [TB354](#) [GBJ2504-BP](#) [26MB100A](#) [B1S-G](#) [VS-40MT160KPBF](#)  
[VUO162-16NO7](#) [ABS10-G](#) [GBU6B-BP](#) [GBJ1508-BP](#) [BR5010-G](#) [ABS6-G](#) [B125C800G-E4/51](#) [MSB15MH-13](#)