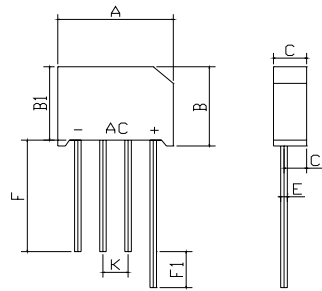


FEATURES

- Rating to 1000V PRV
- Surge overload rating to 150 Amperes peak
- Ideal for printed circuit board
- Reliable low cost construction utilizing molded plastic technique results in inexpensive product
- Lead solderable per MIL-STD-202 method 208



KBL		
Dim	Min	Max
A	18.85	19.25
B	15.70	16.10
B1	14.65	15.05
C	5.90	6.30
C1	3.95	4.25
E	Ø1.20	Ø1.40
F	19.00min	
F1	4.00min	
K	4.70	5.30
All Dimensions in mm		

Maximum Ratings (@TA = 25°C unless otherwise specified)

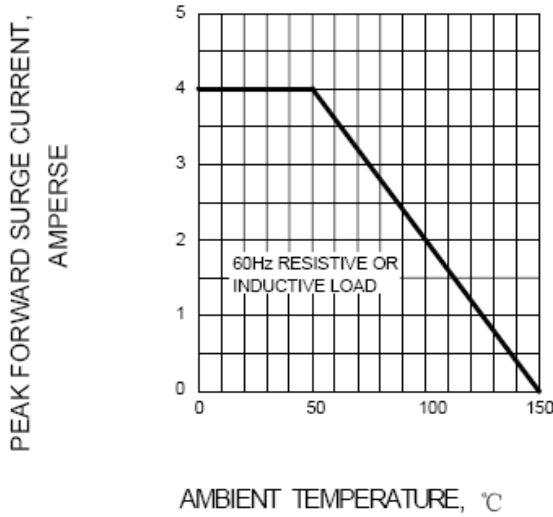
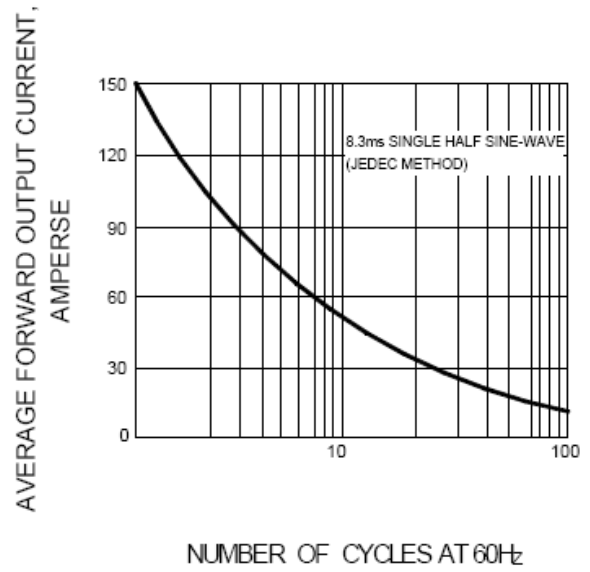
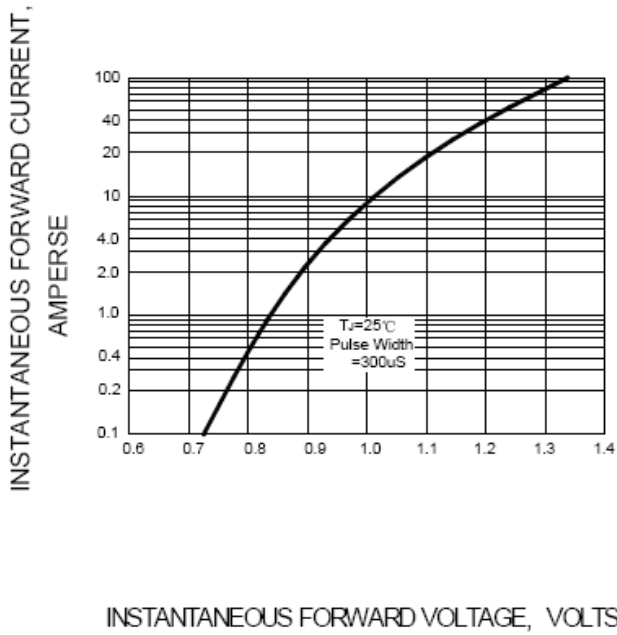
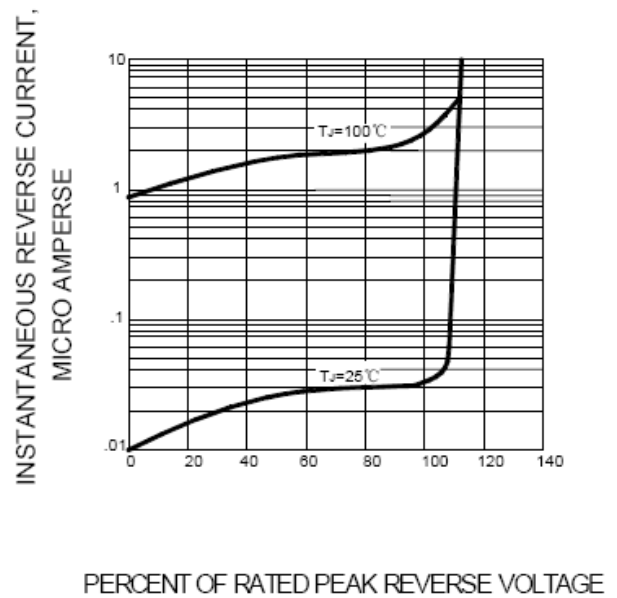
Characteristic	Symbol	KBL005	KBL01	KBL02	KB03	KBL04	KBL06	KBL08	KBL10	UNITS
Maximum recurrent peak reverse voltage	V_{RRM}	50	100	200	300	400	600	800	1000	V
Maximum RMS voltage	V_{RMS}	35	70	140	210	280	420	560	700	V
Maximum DC blocking voltage	V_{DC}	50	100	200	300	400	600	800	1000	V
Maximum average forward Output current @TA=50°C	$I_{F(AV)}$	4.0								A
Peak forward surge current 8.3msingle half-sine-wave superimposed on rated load	I_{FSM}	150								A

Thermal Characteristics

Characteristic	Symbol	KBL005	KBL01	KBL02	KB03	KBL04	KBL06	KBL08	KBL10	UNITS
Operating junction temperature range	T_J	- 55 ---- + 150								°C
Storage temperature range	T_{STG}	- 55 ---- + 150								°C

Electrical Characteristics (@TA = 25°C unless otherwise specified)

Characteristic	Symbol	KBL005	KBL01	KBL02	KB03	KBL04	KBL06	KBL08	KBL10	UNITS
Maximum instantaneous forward voltage @2.0A	V_F	1.0								V
Maximum reverse current @TA=25°C at rated DC blocking voltage @TA=100°C	I_R	10 1.0								μA mA

FIG.1 – TYPICAL FORWARD CURRENT DERATING CURVE

FIG.2 – MAXIMUM FORWARD SURGE CURRENT

FIG.3 – TYPICAL FORWARD CHARACTERISTIC

FIG.4 – TYPICAL REVERSE CHARACTERISTIC


Device	Package	Shipping
KBL005--KBL10	KBL	500 Units/Box

X-ON Electronics

Largest Supplier of Electrical and Electronic Components

Click to view similar products for [Bridge Rectifiers](#) category:

Click to view products by [LGE](#) manufacturer:

Other Similar products are found below :

[MB2510](#) [MB252](#) [MB356G](#) [MB358G](#) [GBJ1504-BP](#) [GBU10B-BP](#) [GBU15K-BP](#) [GBU4A-BP](#) [GBU4D-BP](#) [DB101-BP](#) [DF01](#) [DF10SA-E345](#)
[KBPC50-10S](#) [RS405GL-BP](#) [GBJ1502-BP](#) [GBU6M](#) [TB102M](#) [MB1510](#) [MB86](#) [TL401G](#) [MDA920A2](#) [TU602](#) [TU810](#) [MP5010W-BP](#)
[MP501W-BP](#) [MP502-BP](#) [KBPC25-02](#) [VBO160-12NO7](#) [VS-110MT120KPBF](#) [VS-60MT80KPBF](#) [DB105-BP](#) [DF1510S](#) [VS-](#)
[40MT160PAPBF](#) [GBU4G-BP](#) [GSIB15A80-E3/45](#) [DB104-BP](#) [D3SB60](#) [TB354](#) [GBJ2504-BP](#) [26MB100A](#) [B1S-G](#) [VS-40MT160KPBF](#)
[VUO162-16NO7](#) [ABS10-G](#) [GBU6B-BP](#) [GBJ1508-BP](#) [BR5010-G](#) [ABS6-G](#) [B125C800G-E4/51](#) [MSB15MH-13](#)