

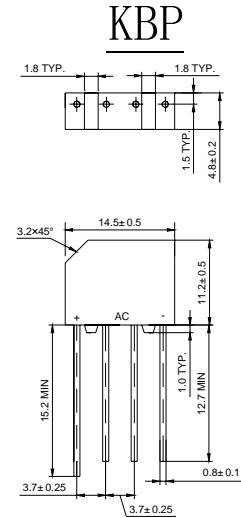
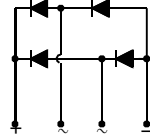
## Features

- Glass passivated die construction
- Low forward voltage drop
- High current capability
- High surge current capability
- Plastic material-UL flammability 94V-0



## Mechanical Data

- Case: KBP, molded plastic
- Terminals: plated leads solderable per MIL-STD-202, Method 208
- Polarity: as marked on case
- Mounting position: Any
- Marking: type number
- Lead Free: For RoHS / Lead Free Version



Dimensions in millimeters

## Maximum Ratings and Electrical Characteristics

Rating at 25°C ambient temperature unless otherwise specified.

Single Phase, half wave, 60Hz, resistive or inductive load.

For capacitive load, derate current by 20%.

TYPE NUMBER	SYMBOL	KBP 301	KBP 302	KBP 303	KBP 304	KBP 305	KBP 306	KBP 307	UNITS
Peak Repetitive Reverse Voltage Working Peak Reverse Voltage DC Blocking Voltage	$V_{RRM}$								V
	$V_{RWM}$	50	100	200	400	600	800	1000	
	$V_{DC}$								
RMS Reverse Voltage	$V_{RMS}$	35	70	140	280	420	560	700	V
Average Rectified Output Current (Note 1) @ $T_C=100^\circ C$	$I_{F(AV)}$	3.0							A
Non-Repetitive Peak Forward Surge Current 8.3ms Single half sine-wave superimposed on rated load (JEDEC Method)	$I_{FSM}$	60							A
$I^2t$ Rating for Fusing ( $t < 8.3ms$ )	$I^2t$	14.94							$A^2s$
Forward Voltage per element @ $I_F=3.0A$	$V_{FM}$	1.1							V
Peak Reverse Current @ $T_A=25^\circ C$ At Rated DC Blocking Voltage @ $T_A=125^\circ C$	$I_R$	5.0 500							$\mu A$
Typical Thermal Resistance per leg (Note 2)	$R_{\theta JA}$	30							$^\circ C/W$
	$R_{\theta JL}$	11							
Operating and Storage Temperature Range	$T_J, T_{STG}$	-55to+150							$^\circ C$

Note:1. Mounted on glass epoxy PC board with 1.3mm<sup>2</sup> solder pad.

2. Measured at 1.0 MHz and applied reverse voltage of 4.0V D.C..

Fig. 1 Forward Current Derating Curve

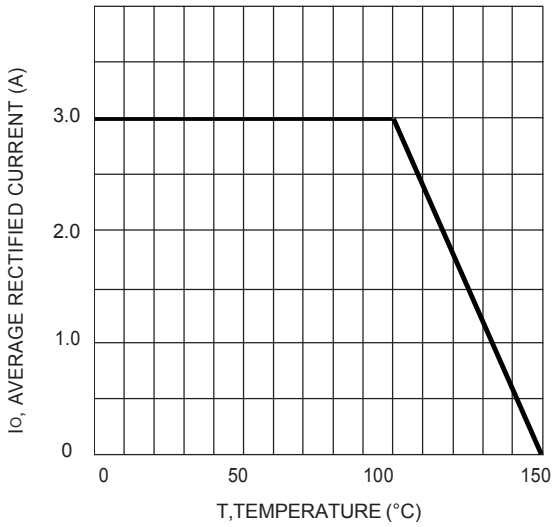


Fig. 2 Typical Fwd Characteristics

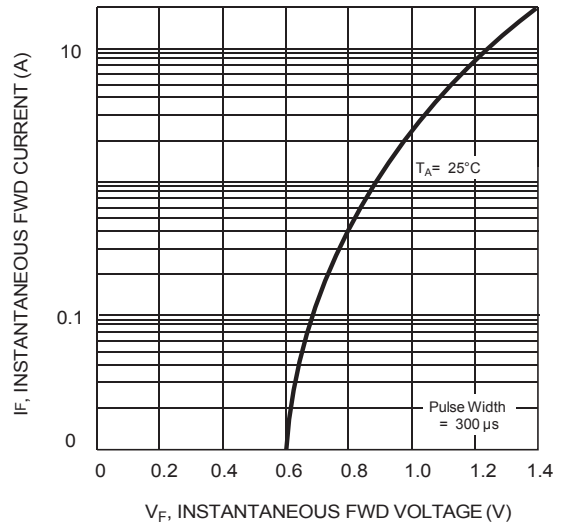


Fig. 3 Max Non-Repetitive Peak Fwd Surge Current

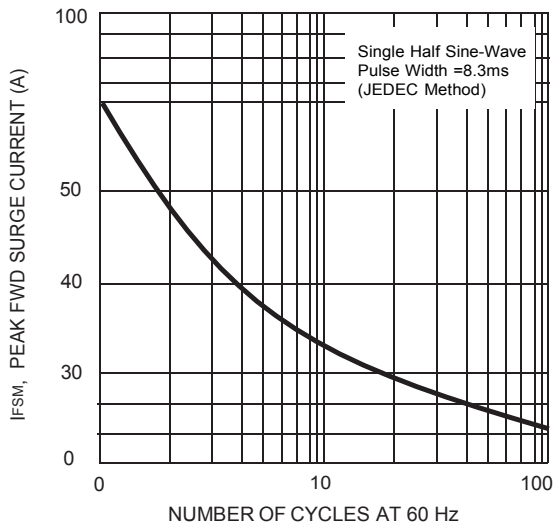


Fig. 4 Typical Junction Capacitance

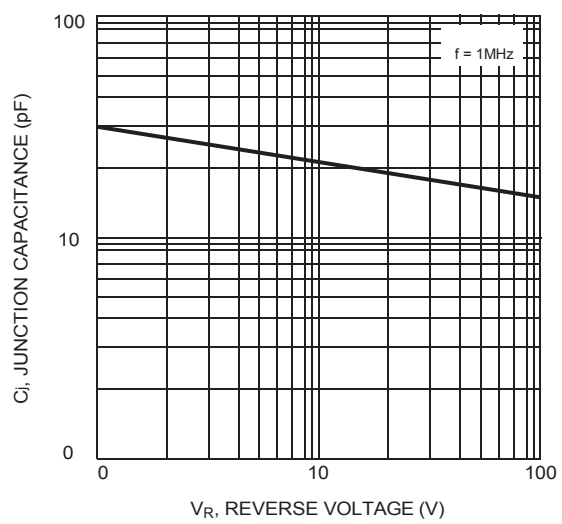
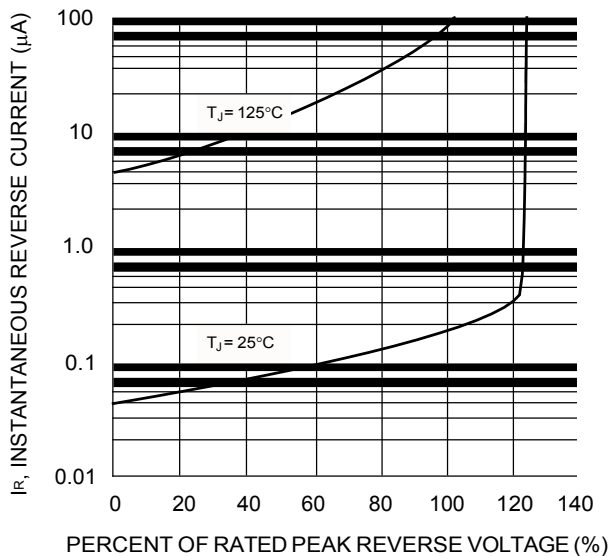


Fig. 5 Typical Reverse Characteristics (per element)



## X-ON Electronics

Largest Supplier of Electrical and Electronic Components

*Click to view similar products for [Bridge Rectifiers](#) category:*

*Click to view products by [LGE](#) manufacturer:*

Other Similar products are found below :

[MB2510](#) [MB252](#) [MB356G](#) [MB358G](#) [90MT160KPBF](#) [GBJ1504-BP](#) [GBU10B-BP](#) [GBU15K-BP](#) [GBU4A-BP](#) [GBU4D-BP](#) [GBU6B-E3/45](#)  
[DB101-BP](#) [DF01](#) [DF10SA-E345](#) [BU1508-E3/45](#) [BU1510-E3/45](#) [KBPC50-10S](#) [RS405GL-BP](#) [GBJ1502-BP](#) [GBU6M](#) [GSIB1520-E3/45](#)  
[2KBB10](#) [36MB140A](#) [TB102M](#) [MB1510](#) [MB86](#) [TL401G](#) [MDA920A2](#) [TU602](#) [TU810](#) [MP5010W-BP](#) [MP501W-BP](#) [MP502-BP](#)  
[BR84DTP204](#) [BU1508-E3/51](#) [KBPC25-02](#) [VS-110MT120KPBF](#) [VS-2KBB60](#) [VS-60MT120KPBF](#) [VS-60MT80KPBF](#) [DB105-BP](#) [DF1510S](#)  
[VS-40MT160PAPBF](#) [VISKBU8K-E4/51](#) [36MT100](#) [GBU4G-BP](#) [GBU6B-E3/51](#) [DF15005S-E3/77](#) [GSIB15A80-E3/45](#) [DB104-BP](#)