


KBPC35005(W)-KBPC3510(W)



Silicon Bridge Rectifiers

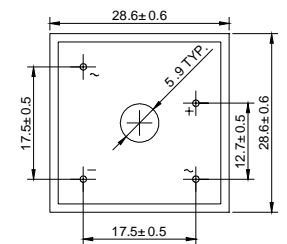
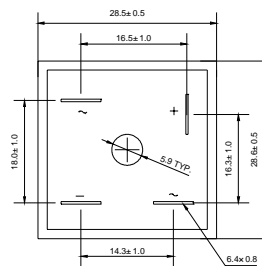
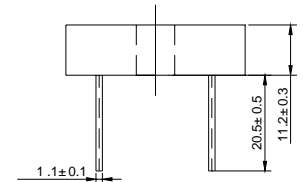
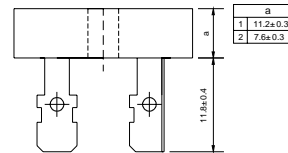
VOLTAGE RANGE: 50 --- 1000 V

CURRENT: 35.0 A



KBPC

KBPC-W



Dimensions in millimeters

Features

- ◇ Rating to 1000V PRV
- ◇ Surge overload rating to 400 Amperes peak
- ◇ Ideal for printed circuit board
- ◇ Reliable low cost construction utilizing molded plastic technique results in inexpensive product
- ◇ Lead solderable per MIL-STD-202 method 208

MAXIMUM RATINGS AND ELECTRICAL CHARACTERISTICS

Ratings at 25°C ambient temperature unless otherwise specified.

Single phase, half wave, 60 Hz, resistive or inductive load. For capacitive load, derate by 20%.

		KBPC 35005 (W)	KBPC 3501 (W)	KBPC 3502 (W)	KBPC 3504 (W)	KBPC 3506 (W)	KBPC 3508 (W)	KBPC 3510 (W)	UNITS
Maximum recurrent peak reverse voltage	V_{RRM}	50	100	200	400	600	800	1000	V
Maximum RMS voltage	V_{RMS}	35	70	140	280	420	560	700	V
Maximum DC blocking voltage	V_{DC}	50	100	200	400	600	800	1000	V
Maximum average forward Output current @ $T_A=25^\circ\text{C}$	$I_{F(AV)}$	35.0							A
Peak forward surge current 8.3ms single half-sine-wave superimposed on rated load	I_{FSM}	400.0							A
I^2t Rating for fusing @ $T_j=25^\circ\text{C}$	I^2t	664							A ² S
Maximum instantaneous forward voltage @ 17.5 A	V_F	1.1							V
Maximum reverse current @ $T_A=25^\circ\text{C}$ at rated DC blocking voltage @ $T_A=100^\circ\text{C}$	I_R	10.0 1.0							μA mA
Typical Junction Capacitance per leg(note1)	C_j	300							pF
Typical thermal resistance per leg	$R_{\theta JC}$	1.2							$^\circ\text{C}/\text{W}$
Operating junction temperature range	T_J	- 55 ---- + 125							$^\circ\text{C}$
Storage temperature range	T_{STG}	- 55 ---- + 150							$^\circ\text{C}$

NOTE1: Measured 1.0MHz and applied reverse voltage of 4.0v DC

KBPC35005(W)-KBPC3510(W)

Silicon Bridge Rectifiers



Ratings AND Characteristic Curves

FIG.1 – PEAK FORWARD SURGE CURRENT

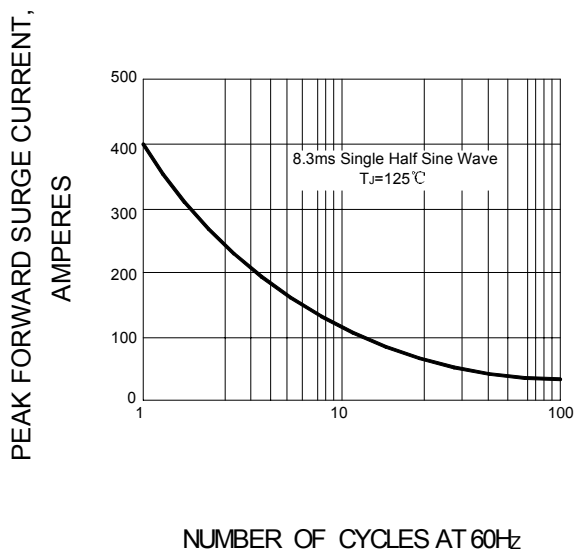


FIG.2 – FORWARD DERATING CURVE

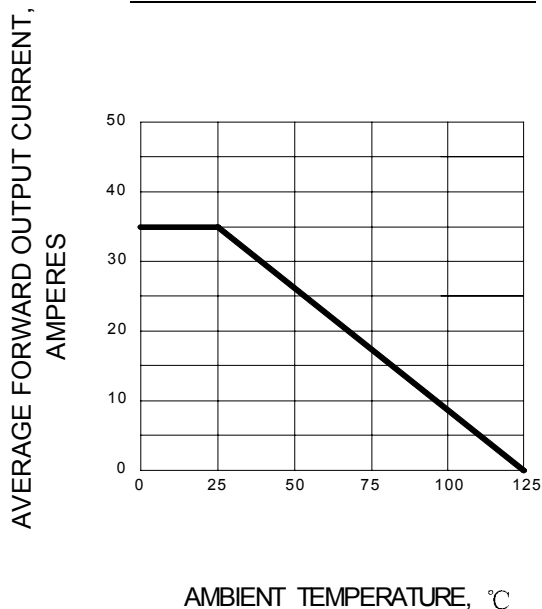


FIG.3 – TYPICAL FORWARD CHARACTERISTIC

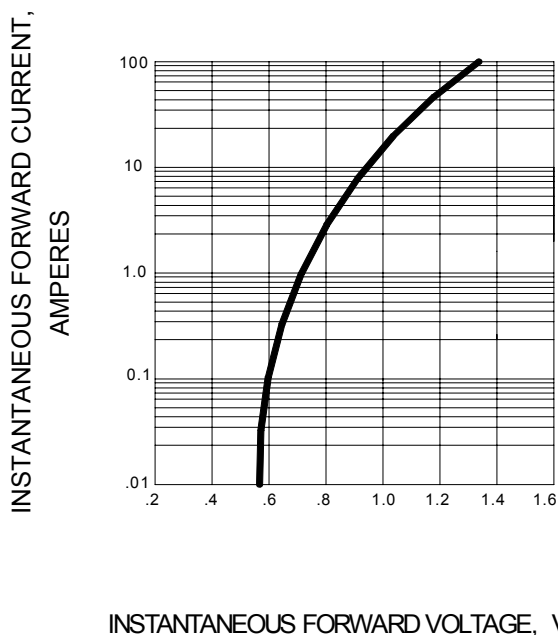
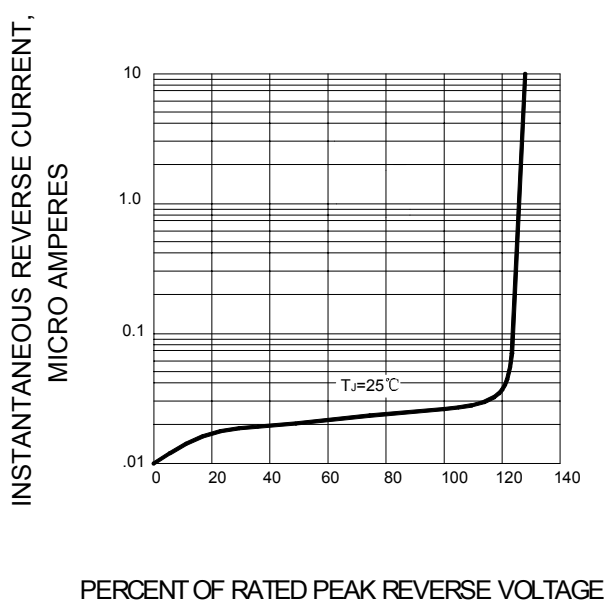


FIG.4 – TYPICAL REVERSE CHARACTERISTIC



X-ON Electronics

Largest Supplier of Electrical and Electronic Components

Click to view similar products for [Bridge Rectifiers](#) category:

Click to view products by [LGE](#) manufacturer:

Other Similar products are found below :

[MB2510](#) [MB252](#) [MB356G](#) [MB358G](#) [MP358-BP](#) [90MT160KPBF](#) [GBJ1504-BP](#) [GBU10B-BP](#) [GBU15J-BP](#) [GBU15K-BP](#) [GBU4A-BP](#)
[GBU4D-BP](#) [GSIB680-E3/45](#) [DB101-BP](#) [DF01](#) [DF10SA-E345](#) [BU1508-E3/45](#) [BU1510-E3/45](#) [KBPC50-10S](#) [RS405GL-BP](#) [G5SBA60-](#)
[E3/51](#) [GBJ1502-BP](#) [GBU10J-BP](#) [GBU4J-BP](#) [GBU6M](#) [GBU8D-BP](#) [GBU8J-BP](#) [GSIB1520-E3/45](#) [TB102M](#) [MB1510](#) [MB6M-G](#) [MB86](#)
[TL401G](#) [MDA920A2](#) [TU602](#) [TU810](#) [MP501W-BP](#) [MP502-BP](#) [BR1005-BP](#) [BR101-BP](#) [BR84DTP204](#) [BU1010A-E3/51](#) [BU1508-E3/51](#)
[BU2006-E3/45](#) [BU2008-E3/51](#) [US15KB80R-7000](#) [KBPC25-02](#) [VS-60MT120KPBF](#) [DB105-BP](#) [DF1510S](#)