



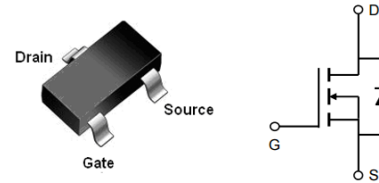
Features

- Low $R_{DS(on)}$ @ $V_{GS}=10V$
- 10V Logic Level Control
- N Channel SOT23 Package
- Pb-Free, RoHS Compliant

Applications

- DC-to-DC converters
- Power management
- Low-side load switch
- Switching circuits
- High-speed line driver

$V_{(BR)DSS}$	$R_{DS(ON)}$ Typ	I_D Max
30V	24m Ω @10V	5A
	35m Ω @4.5V	



SOT-23

Order Information

Product	Package	Marking	Packing	Min Unit Quantity
LGE3404	SOT-23	3404	3000PCS/Reel	3000PCS

Absolute Maximum Ratings

Stresses exceeding Maximum Ratings may damage the device. Maximum Ratings are stress ratings only. Functional operation above the Recommended Operating Conditions is not implied. Extended exposure to stresses above the Recommended Operating Conditions may affect device reliability.

Symbol	Parameter	Rating	Unit
Common Ratings (T_A=25°C Unless Otherwise Noted)			
V_{GS}	Gate-Source Voltage	±20	V
$V_{(BR)DSS}$	Drain-Source Breakdown Voltage	30	V
T_J	Maximum Junction Temperature	150	°C
T_{STG}	Storage Temperature Range	-50 to 150	°C
Mounted on Large Heat Sink			
I_{DM}	Pulse Drain Current Tested ^①	$T_A=25^\circ\text{C}$	20 A
I_D	Continuous Drain Current	$T_A=25^\circ\text{C}$	5 A
		$T_A=70^\circ\text{C}$	4 A
P_D	Maximum Power Dissipation	$T_A=25^\circ\text{C}$	1.5 W
		$T_A=70^\circ\text{C}$	0.9 W
$R_{\theta JA}$	Thermal Resistance Junction-Ambient	100	°C/W



Symbol	Parameter	Condition	Min	Typ	Max	Unit
Static Electrical Characteristics @ T_J = 25°C (unless otherwise stated)						
V _{(BR)DSS}	Drain-Source Breakdown Voltage	V _{GS} =0V I _D =250μA	30	--	--	V
I _{DSS}	Zero Gate Voltage Drain Current(T _A =25°C)	V _{DS} =30V, V _{GS} =0V	--	--	1	μA
	Zero Gate Voltage Drain Current(T _A =125°C)	V _{DS} =24V, V _{GS} =0V	--	--	100	uA
I _{GSS}	Gate-Body Leakage Current	V _{GS} =±20V, V _{DS} =0V	--	--	±100	nA
V _{GS(TH)}	Gate Threshold Voltage	V _{DS} =V _{GS} , I _D =250μA	1.0	1.6	2.5	V
R _{DS(ON)}	Drain-Source On-State Resistance ^②	V _{GS} =10V, I _D =5A	--	24	30	mΩ
R _{DS(ON)}	Drain-Source On-State Resistance ^②	V _{GS} =4.5V, I _D =3A	--	35	45	mΩ
Dynamic Electrical Characteristics @ T_J = 25°C (unless otherwise stated)						
C _{iss}	Input Capacitance	V _{DS} =15V, V _{GS} =0V, f=1MHz	--	357	--	pF
C _{oss}	Output Capacitance		--	52	--	pF
C _{rss}	Reverse Transfer Capacitance		--	45	--	pF
Q _g	Total Gate Charge	V _{DS} =15V I _D =5A, V _{GS} =10V	--	6.7	--	nC
Q _{gs}	Gate Source Charge		--	3.4	--	nC
Q _{gd}	Gate Drain Charge		--	1.5	--	nC
Switching Characteristics						
t _{d(on)}	Turn on Delay Time	V _{DD} =15V, I _D =5A, R _G =3.3Ω, V _{GS} =10V	--	7	--	ns
t _r	Turn on Rise Time		--	18	--	ns
t _{d(off)}	Turn Off Delay Time		-	25	--	ns
t _f	Turn Off Fall Time		--	11	--	ns
Source Drain Diode Characteristics						
I _{SD}	Source drain current(Body Diode)	T _A =25°C	--	--	1.8	A
V _{SD}	Forward on voltage ^②	T _J =25°C, I _{SD} =4A, V _{GS} =0V	--	0.85	1.2	V

Notes:

- ① Pulse width limited by maximum allowable junction temperature
- ② Pulse test ; Pulse width≤300μs, duty cycle≤2%.



Typical Characteristics

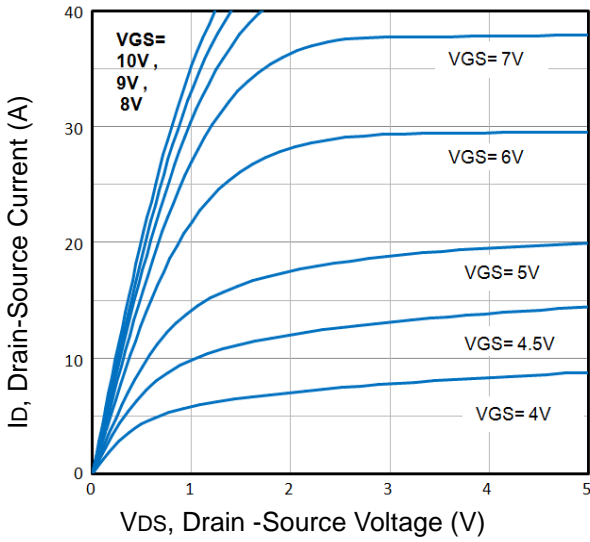


Fig1. Typical Output Characteristics

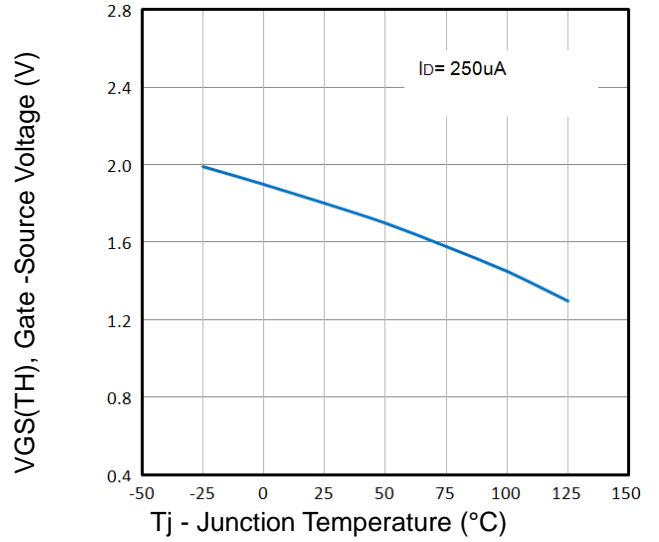


Fig2. Normalized Threshold Voltage Vs. Temperature

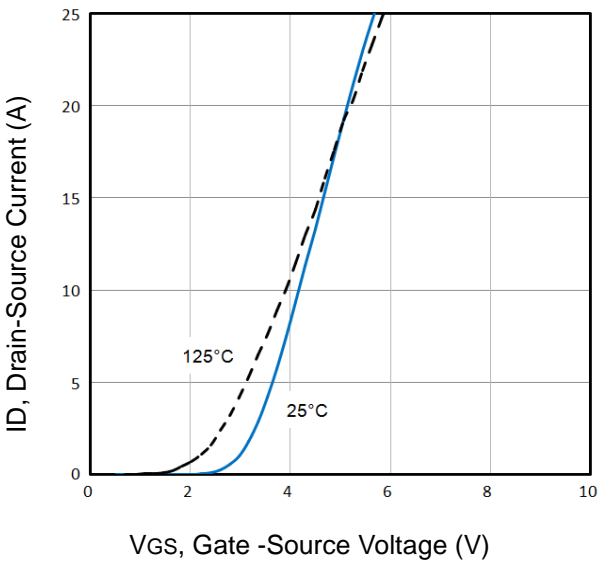


Fig3. Typical Transfer Characteristics

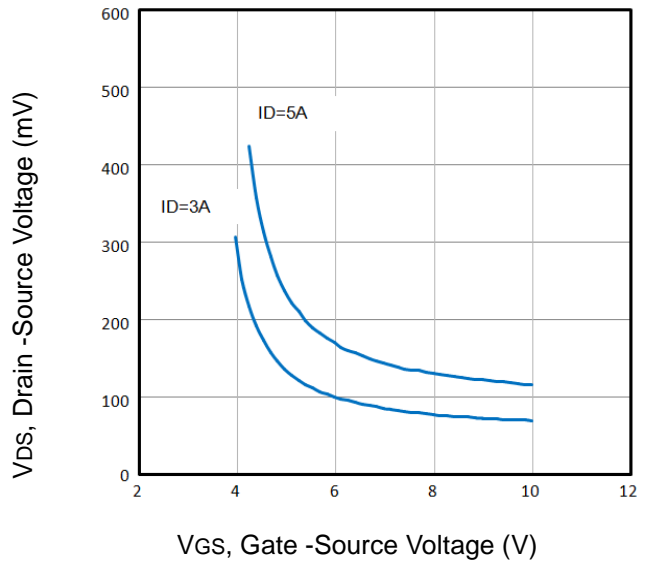


Fig4. Drain-Source Voltage vs Gate-Source Voltage

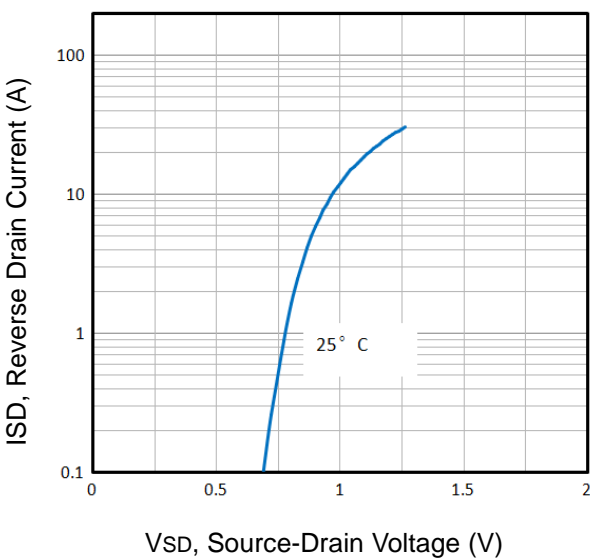


Fig5. Typical Source-Drain Diode Forward Voltage

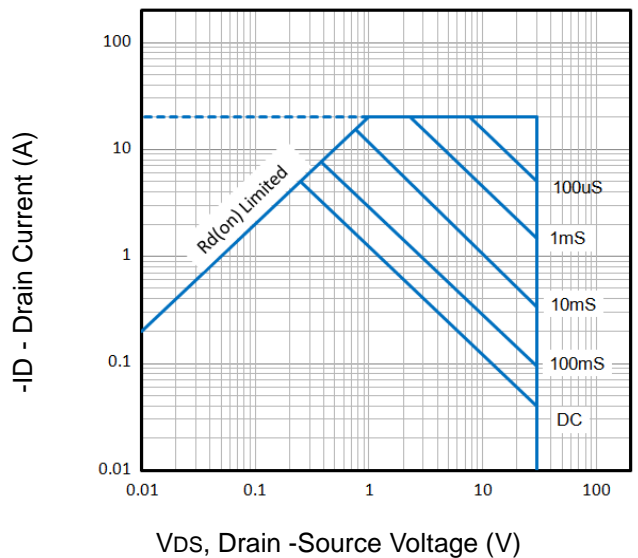


Fig6. Maximum Safe Operating Area



Typical Characteristics

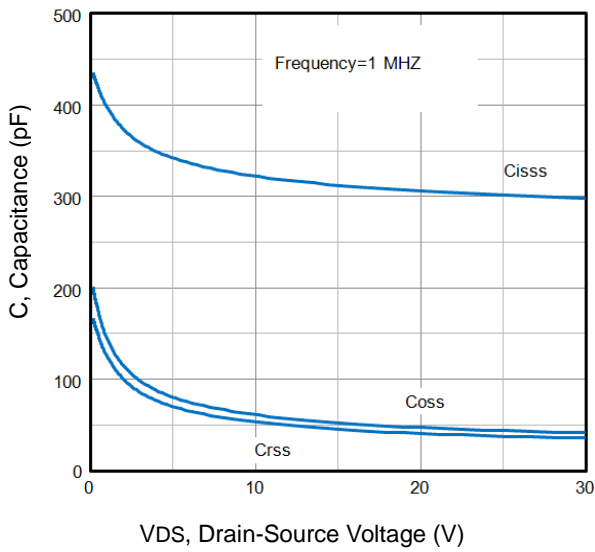


Fig7. Typical Capacitance Vs. Drain-Source Voltage

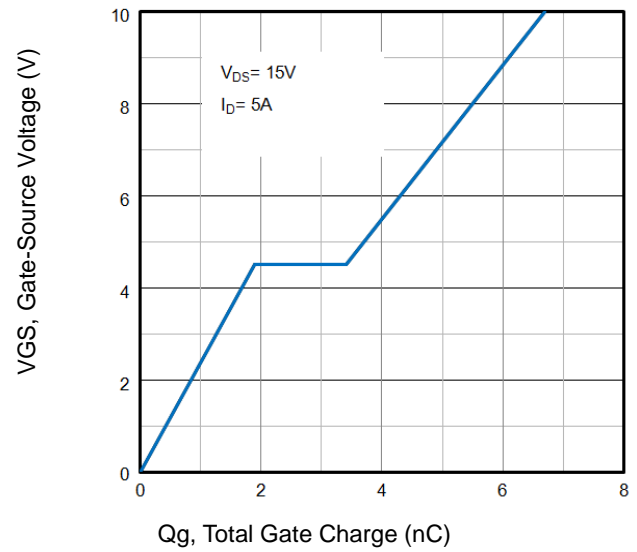


Fig8. Typical Gate Charge Vs. Gate-Source Voltage

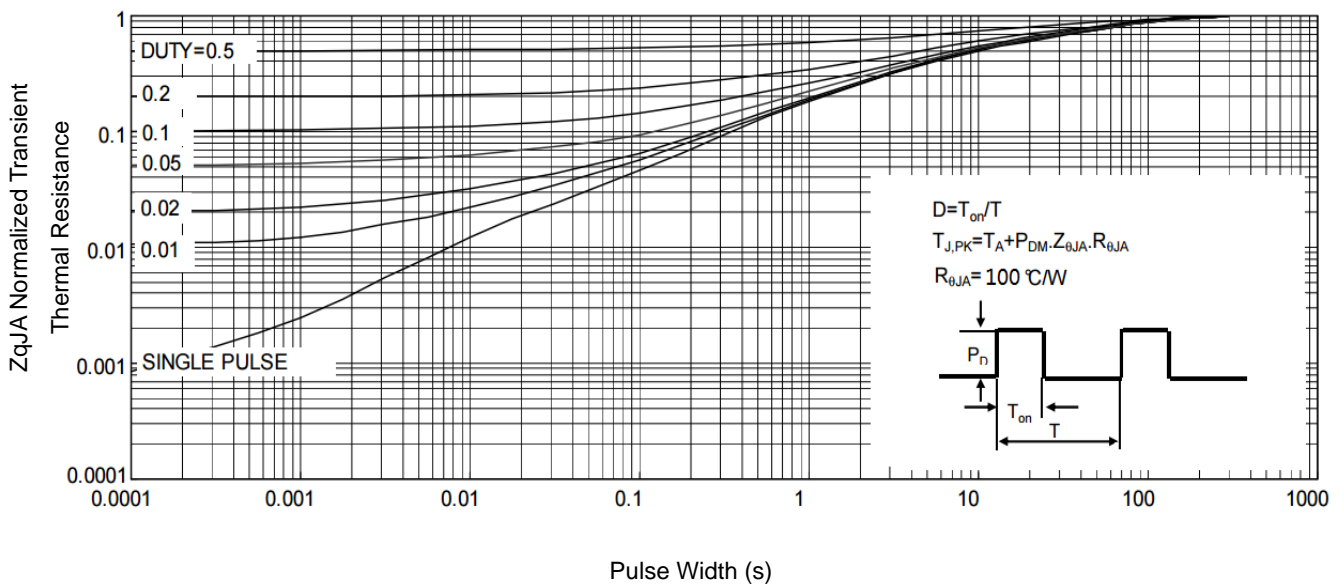


Fig9. Normalized Maximum Transient Thermal Impedance

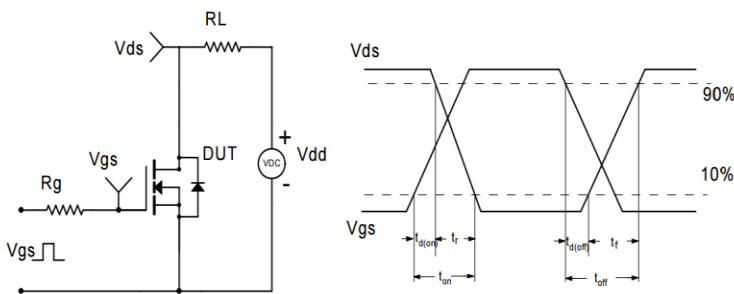
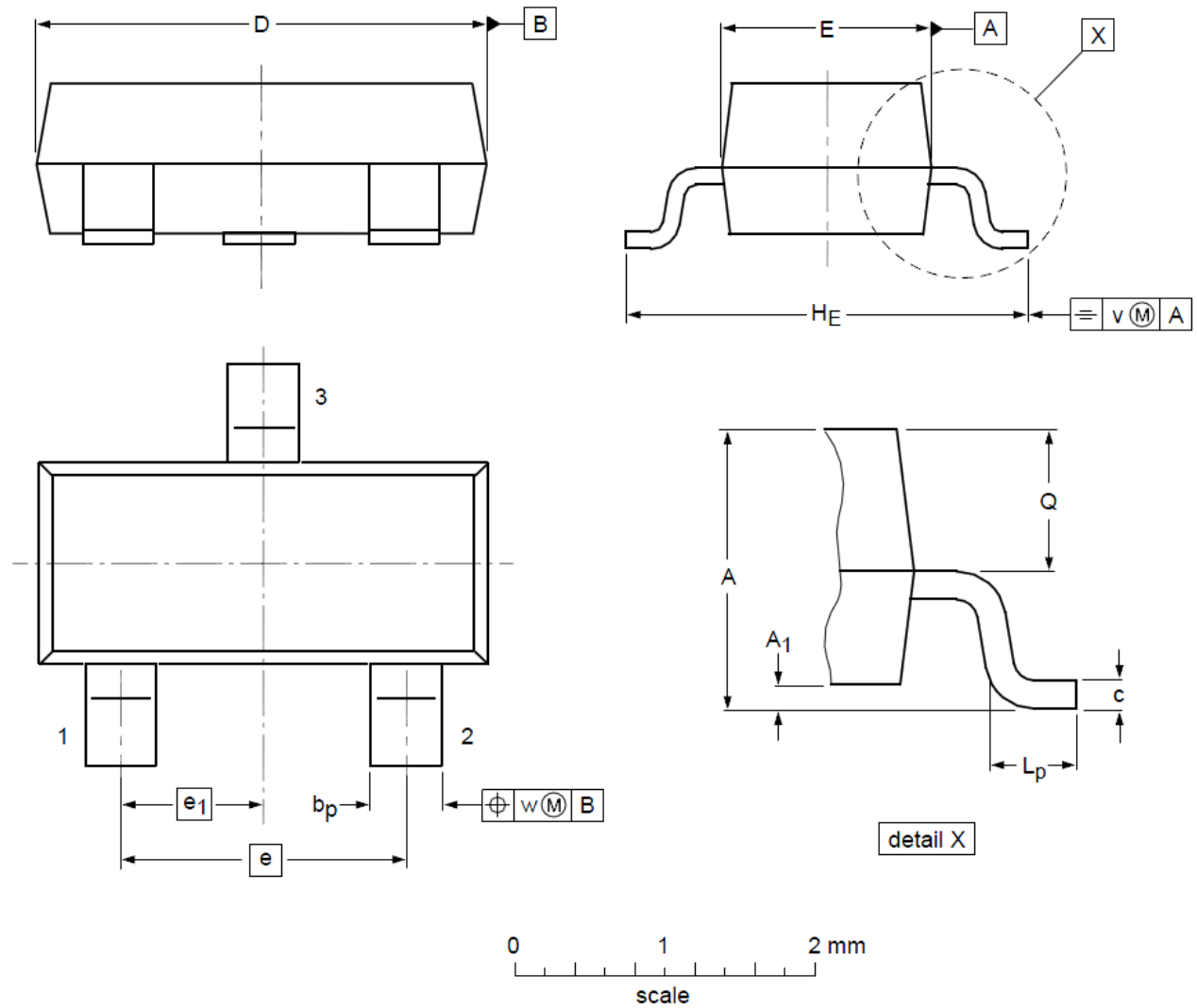


Fig10. Switching Time Test Circuit and waveforms

SOT23 Mechanical Data



DIMENSIONS (unit : mm)

Symbol	Min	Typ	Max	Symbol	Min	Typ	Max
A	0.90	1.01	1.15	A ₁	0.01	0.05	0.10
b _p	0.30	0.42	0.50	c	0.08	0.13	0.15
D	2.80	2.92	3.00	E	1.20	1.33	1.40
e	--	1.90	--	e ₁	--	0.95	--
H _E	2.25	2.40	2.55	L _p	0.30	0.42	0.50
Q	0.45	0.49	0.55	v	--	0.20	--
w	--	0.10	--				

X-ON Electronics

Largest Supplier of Electrical and Electronic Components

Click to view similar products for [MOSFET](#) category:

Click to view products by [LGE](#) manufacturer:

Other Similar products are found below :

[IRFD120](#) [IRFY240C](#) [JANTX2N5237](#) [2SK2267\(Q\)](#) [BUK455-60A/B](#) [MIC4420CM-TR](#) [VN1206L](#) [NDP4060](#) [SI4482DY](#)
[IPS70R2K0CEAKMA1](#) [SQD23N06-31L-GE3](#) [TK16J60W,S1VQ\(O](#) [2SK2614\(TE16L1,Q\)](#) [DMN1017UCP3-7](#) [EFC2J004NUZTDG](#)
[DMN1053UCP4-7](#) [SQJ469EP-T1-GE3](#) [NTE2384](#) [DMC2700UDMQ-7](#) [DMN2080UCB4-7](#) [DMN61D9UWQ-13](#) [US6M2GTR](#)
[DMN31D5UDJ-7](#) [DMP22D4UFO-7B](#) [DMN1006UCA6-7](#) [DMN16M9UCA6-7](#) [STF5N65M6](#) [IRF40H233XTMA1](#) [STU5N65M6](#)
[DMN6022SSD-13](#) [DMN13M9UCA6-7](#) [DMTH10H4M6SPS-13](#) [DMN2990UFB-7B](#) [IPB80P04P405ATMA2](#) [2N7002W-G](#) [MCAC30N06Y-](#)
[TP](#) [MCQ7328-TP](#) [NTMC083NP10M5L](#) [NVMFS2D3P04M8LT1G](#) [BXP7N65D](#) [BXP4N65F](#) [AOL1454G](#) [WMJ80N60C4](#) [BXP2N20L](#)
[BXP2N65D](#) [BXT1150N10J](#) [BXT1700P06M](#) [TSM60NB380CP](#) [ROG](#) [RQ7L055BGTCR](#) [DMNH15H110SK3-13](#)