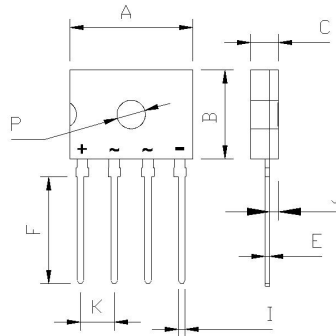


FEATURES

- Rating to 1000V PRV
- Surge overload rating to 60 Amperes peak
- Reliable low cost construction utilizing molded plastic technique results in inexpensive product
- Lead solderable per MIL-STD-202 method 208



D3K		
Dim	Min	Max
A	13.65	14.15
B	9.80	10.20
C	2.95	3.25
E	0.35	0.65
F	11.70	12.30
I	0.65	0.95
J	0.90	1.20
K	3.60	4.00
P	Ø3.2Typical	
All Dimensions in mm		

Maximum Ratings (@TA = 25°C unless otherwise specified)

Characteristic	Symbol	LGE	LGE	LGE	LGE	LGE	LGE	LGE	UNITS
		6005	601	602	604	606	608	610	
Maximum recurrent peak reverse voltage	V _{RRM}	50	100	200	400	600	800	1000	V
Maximum RMS voltage	V _{RMS}	35	70	140	280	420	560	700	V
Maximum DC blocking voltage	V _{DC}	50	100	200	400	600	800	1000	V
50Hz sine wave, R-load Without heat sink Ta=25°C	I _{F(AV)}	6.0							A
Peak forward surge current 8.3ms single half-sine-wave superimposed on rated load	I _{FSM}	170							A
I ² t Rating for fusing @T _j =25°C	I ² t	120							A ² S

Thermal Characteristics

Characteristic	Symbol	Value	UNITS
Typical Thermal Resistance (Note)	R _{θJA}	15.9	°C/W
	R _{θJC}	11.2	
	R _{θJL}	11.1	
Operating junction temperature range	T _J	- 55 ---- + 150	°C
Storage temperature range	T _{STG}	- 55 ---- + 150	°C

Electrical Characteristics (@TA = 25°C unless otherwise specified)

Characteristic	Symbol	Value	UNITS
Maximum instantaneous forward voltage @3.0A	V _F	1.0	V
Maximum reverse current at rated DC blocking voltage	I _R	@T _A =25°C	5.0
		@T _A =100°C	500
			μ A

RATINGS AND CHARACTERISTICS CURVES

($T_A = 25^\circ\text{C}$ unless otherwise noted)

FIG1:Io-Ta Curve

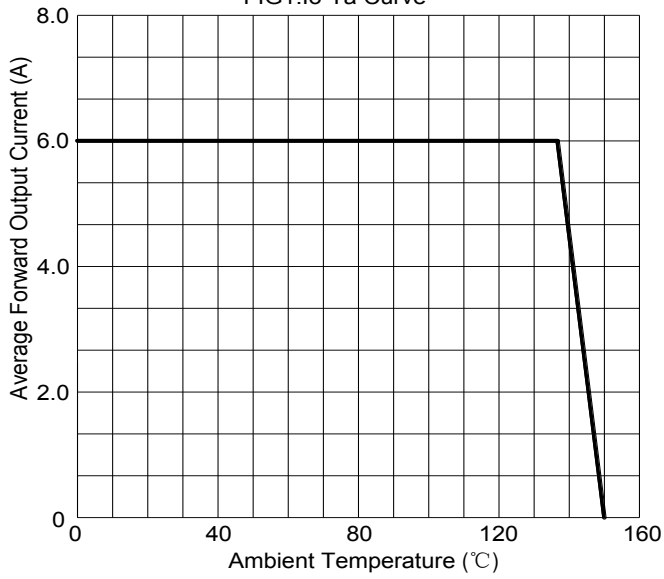


FIG2:Surge Forward Current Capability

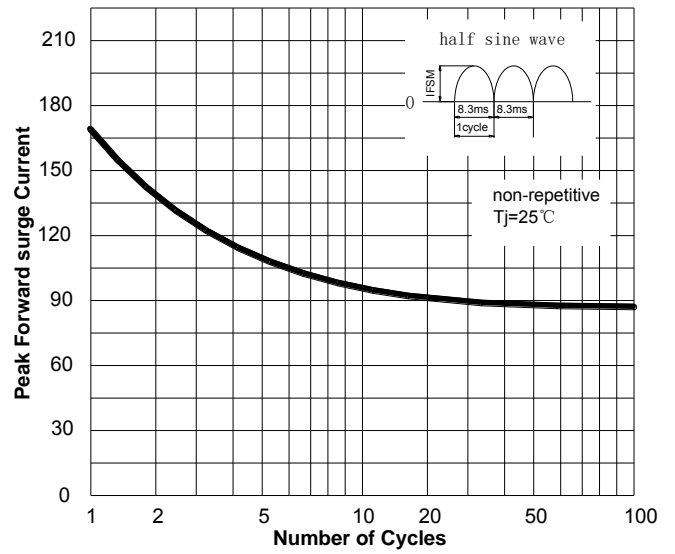


FIG3: Forward Voltage

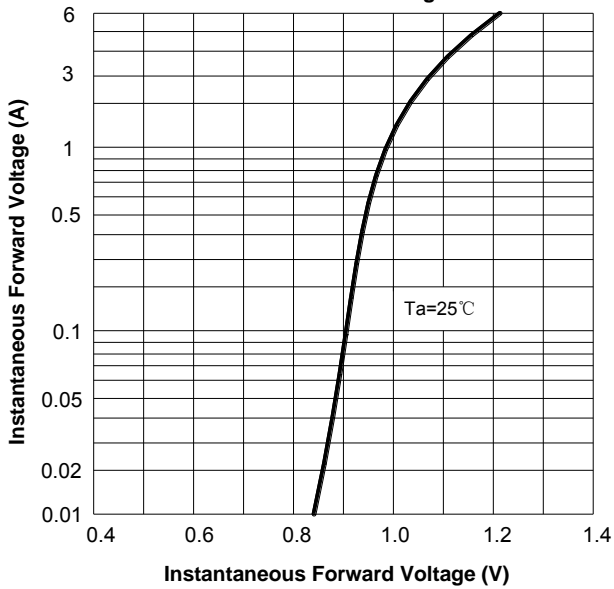
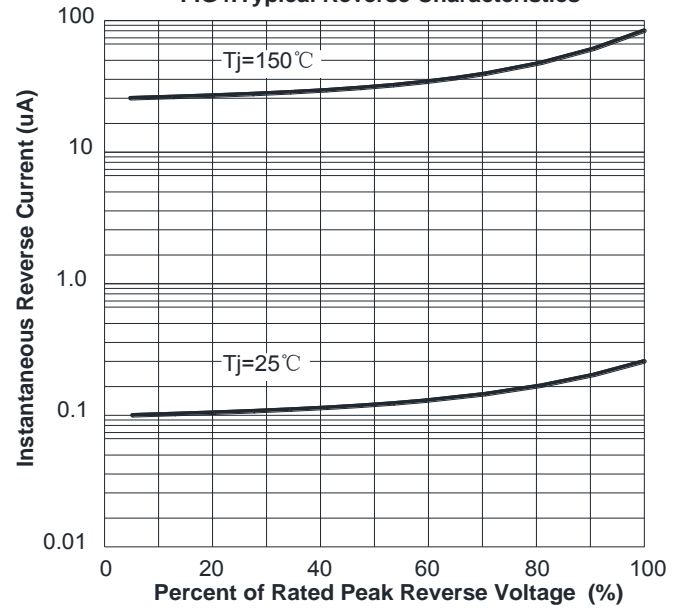


FIG4:Typical Reverse Characteristics



X-ON Electronics

Largest Supplier of Electrical and Electronic Components

Click to view similar products for [Bridge Rectifiers](#) category:

Click to view products by [LGE](#) manufacturer:

Other Similar products are found below :

[MB252](#) [MB356G](#) [MB358G](#) [GBJ1504-BP](#) [GBU10B-BP](#) [GBU15K-BP](#) [GBU4A-BP](#) [GBU4D-BP](#) [DB101-BP](#) [DF01](#) [DF10SA-E345](#) [KBPC50-10S](#) [RS405GL-BP](#) [GBJ1502-BP](#) [GBU6M](#) [TB102M](#) [MB1510](#) [MB86](#) [TL401G](#) [MDA920A2](#) [TU602](#) [TU810](#) [MP5010W-BP](#) [MP501W-BP](#) [MP502-BP](#) [KBPC25-02](#) [VBO160-12NO7](#) [VS-110MT120KPBF](#) [VS-60MT80KPBF](#) [DB105-BP](#) [DF1510S](#) [VS-40MT160PAPBF](#) [GBU4G-BP](#) [GSIB15A80-E3/45](#) [DB104-BP](#) [D3SB60](#) [TB354](#) [GBJ2504-BP](#) [26MB100A](#) [B1S-G](#) [VS-40MT160KPBF](#) [VUO162-16NO7](#) [ABS10-G](#) [GBU6B-BP](#) [GBJ1508-BP](#) [BR5010-G](#) [ABS6-G](#) [B125C800G-E4/51](#) [MSB15MH-13](#) [LBS10-13](#)