

MBR2030CT-MBR20200CT Schottky Barrier Rectifiers



VOLTAGE RANGE: 30 - 200 V

CURRENT: 20 A

TO-220AB

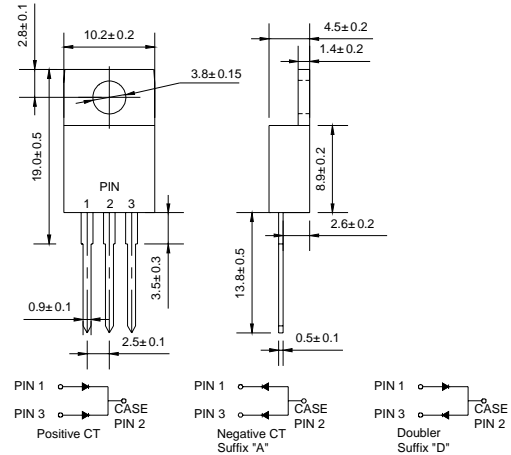


Features

- ◇ High surge capacity.
- ◇ For use in low voltage, high frequency inverters, free wheeling, and polarity protection applications.
- ◇ Metal silicon junction, majority carrier conduction.
- ◇ High current capacity, low forward voltage drop.
- ◇ Guard ring for over voltage protection.

Mechanical Data

- ◇ Case: JEDEC TO-220AB, molded plastic body
- ◇ Polarity: As marked
- ◇ Position: Any
- ◇ Weight: 0.071 ounce, 2.006 grams



Dimensions in millimeters

MAXIMUM RATINGS AND ELECTRICAL CHARACTERISTICS

Ratings at 25°C ambient temperature unless otherwise specified.

Single phase, half wave, 60Hz, resistive or inductive load. For capacitive load, derate current by 20%.

Parameter	Symbol	MBR 2030 CT	MBR 2035 CT	MBR 2040 CT	MBR 2045 CT	MBR 2050 CT	MBR 2060 CT	MBR 2080 CT	MBR 20100 CT	MBR 20150 CT	MBR 20200 CT	UNITS	
Maximum recurrent peak reverse voltage	V_{RRM}	30	35	40	45	50	60	80	100	150	200	V	
Maximum RMS Voltage	V_{RMS}	21	25	28	32	35	42	56	70	105	140	V	
Maximum DC blocking voltage	V_{DC}	30	35	40	45	50	60	80	100	150	200	V	
Maximum average forward total device rectified current @ $T_c = 125^\circ\text{C}$	$I_{F(AV)}$	20.0										A	
Peak forward surge current 8.3ms single half sine-wave superimposed on rated load	I_{FSM}	150										A	
Maximum forward voltage (Note 1) (15.0A, $T_c = 25^\circ\text{C}$)	V_F	0.65			0.8		0.85		0.95			V	
Maximum reverse current @ $T_c = 25^\circ\text{C}$ at rated DC blocking voltage @ $T_c = 125^\circ\text{C}$	I_R	0.1						15					mA
Maximum thermal resistance (Note 2)	$R_{\theta JC}$	2.0										K/W	
Operating junction temperature range	T_J	- 55 ---- + 150										°C	
Storage temperature range	T_{STG}	- 55 ---- + 150										°C	

NOTE: 1. Pulse test: 300µs pulse width, 1% duty cycle.
2. Thermal resistance from junction to case.

MBR2030CT-MBR20200CT Schottky Barrier Rectifiers



Ratings AND Characteristic Curves

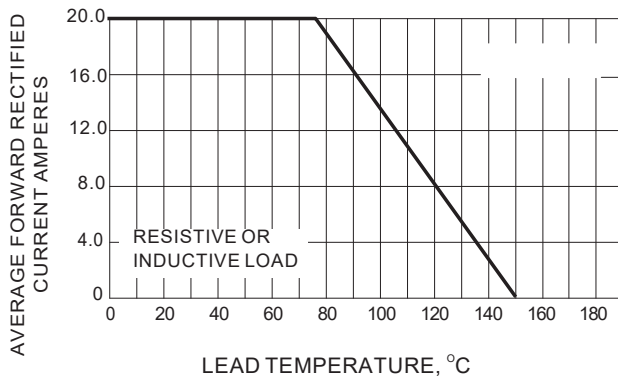


Fig.1- FORWARD CURRENT DERATING CURVE

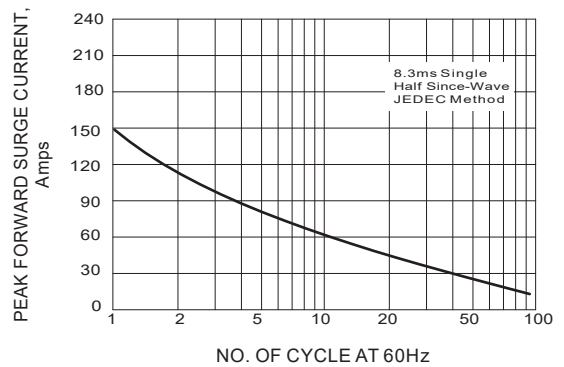


Fig.2- MAXIMUM NON - REPETITIVE SURGE CURRENT

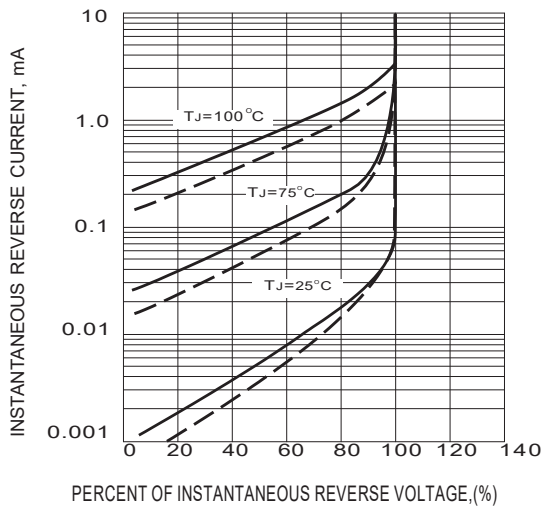


Fig.3- TYPICAL REVERSE CHARACTERISTICS

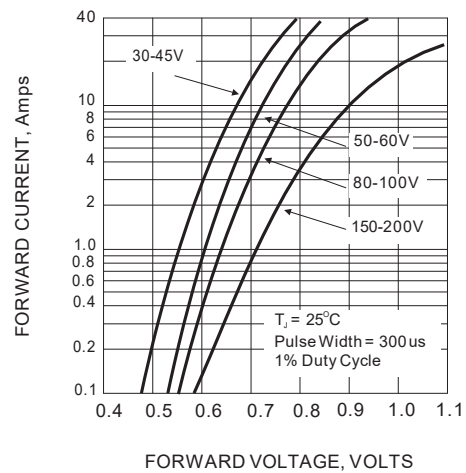


Fig.4- TYPICAL INSTANTANEOUS FORWARD CHARACTERISTICS

Package	Packing	Box Size L×W×H(mm)	Quantity(pcs/box)	Carton Size L×W×H(mm)	Quantity(pcs/carton)
TO-220	50pcs/Tube	560×150×50	1000	570×290×180	5000

X-ON Electronics

Largest Supplier of Electrical and Electronic Components

Click to view similar products for [Schottky Diodes & Rectifiers](#) category:

Click to view products by [LGE](#) manufacturer:

Other Similar products are found below :

[MA4E2039](#) [MMBD301M3T5G](#) [HFA35HB60C](#) [RB160M-50TR](#) [D83C](#) [BAS16E6433HTMA1](#) [BAS 3010S-02LRH](#) [E6327](#) [BAT 54-02LRH](#)
[E6327](#) [NRVBAF360T3G](#) [NSR05F40QNXT5G](#) [NTE555](#) [JANS1N6640](#) [SS3003CH-TL-E](#) [GA01SHT18](#) [CRS10I30A\(TE85L,QM](#)
[MBRA140TRPBF](#) [MBRB30H30CT-1G](#) [BAT 15-04R](#) [E6152](#) [JANTX1N5712-1](#) [DMJ3940-000](#) [SB007-03C-TB-E](#) [NRVBB20100CTT4G](#)
[NRVBM120LT1G](#) [NTSB30U100CT-1G](#) [CRG04\(T5L,TEMQ\)](#) [ACDBA1100LR-HF](#) [ACDBA1200-HF](#) [ACDBA240-HF](#) [ACDBA3100-HF](#)
[CDBQC0530L-HF](#) [ACDBA260LR-HF](#) [ACDBA1100-HF](#) [10BQ015-M3/5BT](#) [NRVBM120ET1G](#) [VSSB410S-M3/5BT](#) [1N5819T-G](#)
[PDS1040Q-13](#) [B160BQ-13-F](#) [SDM05U20CSP-7](#) [BAS 70-07](#) [E6433](#) [B140S1F-7](#) [HSM560Je3/TR13](#) [DDB2265-000](#) [ZHCS506QTA](#)
[HSM190Je3/TR13](#) [B330AF-13](#) [ACDBUC0230-HF](#) [SDM1U100S1F-7](#) [MBR10200CTF-G1](#) [CDLL5712](#)