

# MBR3030PT-MBR30200PT Schottky Barrier Rectifiers



## Features

- ◇ High surge capacity.
- ◇ For use in low voltage, high frequency inverters, free wheeling, and polarity protection applications.
- ◇ Metal silicon junction, majority carrier conduction.
- ◇ High current capacity, low forward voltage drop.
- ◇ Guard ring for over voltage protection.

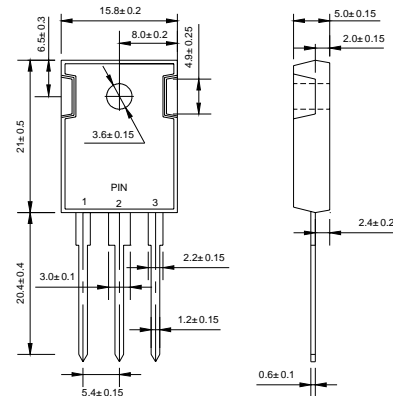
## Mechanical Data

- ◇ Case: JEDEC TO-3P, molded plastic body
- ◇ Terminals: Solderable per MIL-STD-750, Method 2026
- ◇ Polarity: As marked
- ◇ Position: Any
- ◇ Weight: 0.223 ounce, 6.3 grams

VOLTAGE RANGE: 30 - 200 V

CURRENT: 30 A

TO-3P(TO-247AD)



Dimensions in millimeters

°C

## MAXIMUM RATINGS AND ELECTRICAL CHARACTERISTICS

Ratings at 25 °C ambient temperature unless otherwise specified.

Single phase, half wave, 60Hz, resistive or inductive load. For capacitive load, derate current by 20%.

Parameter	Symbol	MBR 3030 PT	MBR 3035 PT	MBR 3040 PT	MBR 3045 PT	MBR 3050 PT	MBR 3060 PT	MBR 3080 PT	MBR 30100 PT	MBR 30150 PT	MBR 30200 PT	UNITS	
Maximum recurrent peak reverse voltage	$V_{RRM}$	30	35	40	45	50	60	80	100	150	200	V	
Maximum RMS Voltage	$V_{RMS}$	21	25	28	32	35	42	56	70	105	140	V	
Maximum DC blocking voltage	$V_{DC}$	30	35	40	45	50	60	80	100	150	200	V	
Maximum average forward total device rectified current @ $T_c = 125^\circ\text{C}$	$I_{F(AV)}$	30.0										A	
Peak forward surge current 8.3ms single half sine-wave superimposed on rated load	$I_{FSM}$	200										A	
Maximum forward voltage (Note1) (15.0A, $T_c = 25^\circ\text{C}$ )	$V_F$	0.7			0.8			0.85		0.92		V	
Maximum reverse current @ $T_c = 25^\circ\text{C}$ at rated DC blocking voltage @ $T_c = 125^\circ\text{C}$	$I_R$	0.1						15					mA
Maximum thermal resistance (Note 2)	$R_{\theta JC}$	2.0										K/W	
Operating junction temperature range	$T_J$	- 55 ---- + 150										°C	
Storage temperature range	$T_{STG}$	- 55 ---- + 150										°C	

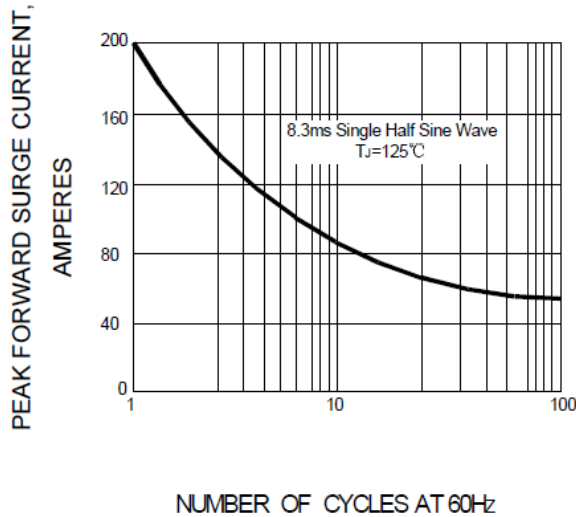
NOTE: 1. Pulse test: 300µs pulse width, 1% duty cycle.  
2. Thermal resistance from junction to case.

# MBR3030PT-MBR30200PT Schottky Barrier Rectifiers

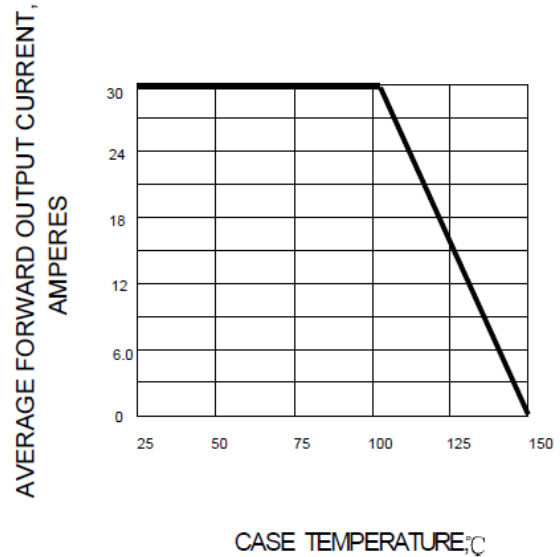


## Ratings AND Characteristic Curves

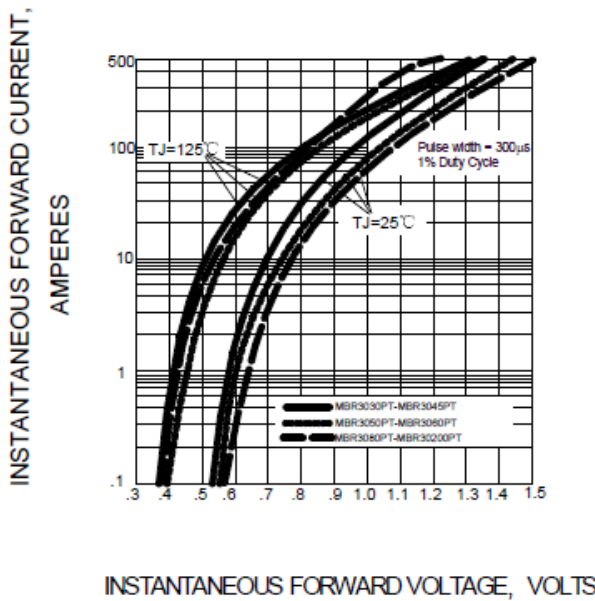
**FIG.1 -- PEAK FORWARD SURGE CURRENT**



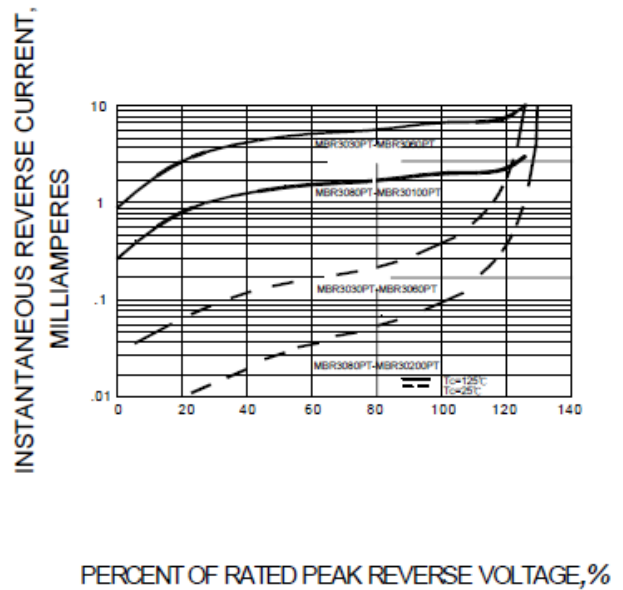
**FIG.2 -- FORWARD DERATING CURVE**



**FIG.3 -- TYPICAL FORWARD CHARACTERISTIC**



**FIG.4 -- TYPICAL REVERSE CHARACTERISTIC**



## X-ON Electronics

Largest Supplier of Electrical and Electronic Components

*Click to view similar products for [Schottky Diodes & Rectifiers](#) category:*

*Click to view products by [LGE](#) manufacturer:*

Other Similar products are found below :

[MA4E2039](#) [MMBD301M3T5G](#) [RB160M-50TR](#) [D83C](#) [BAS16E6433HTMA1](#) [BAS 3010S-02LRH E6327](#) [BAT 54-02LRH E6327](#)  
[NRVBAF360T3G](#) [NSR05F40QNXT5G](#) [NTE555](#) [JANS1N6640](#) [SS3003CH-TL-E](#) [GA01SHT18](#) [CRS10I30A\(TE85L,QM](#) [MBRA140TRPBF](#)  
[MBRB30H30CT-1G](#) [BAT 15-04R E6152](#) [JANTX1N5712-1](#) [DMJ3940-000](#) [SB007-03C-TB-E](#) [NRVBB20100CTT4G](#) [NRVBM120LT1G](#)  
[NTSB30U100CT-1G](#) [CRG04\(T5L,TEMQ\)](#) [ACDBA1100LR-HF](#) [ACDBA1200-HF](#) [ACDBA240-HF](#) [ACDBA3100-HF](#) [CDBQC0530L-HF](#)  
[ACDBA260LR-HF](#) [ACDBA1100-HF](#) [10BQ015-M3/5BT](#) [NRVBM120ET1G](#) [VSSB410S-M3/5BT](#) [1N5819T-G](#) [PDS1040Q-13](#) [B160BQ-13-F](#)  
[SDM05U20CSP-7](#) [BAS 70-07 E6433](#) [B140S1F-7](#) [HSM560Je3/TR13](#) [DDB2265-000](#) [ZHCS506QTA](#) [HSM190Je3/TR13](#) [B330AF-13](#)  
[ACDBUC0230-HF](#) [SDM1U100S1F-7](#) [MBR10200CTF-G1](#) [CDLL5712](#) [DMF2822-000](#)