

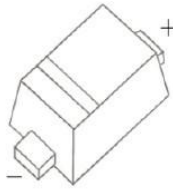


MM5Zxx Series

SOD-523 Plastic-Encapsulate Zener Diode



SOD-523



Features

- Low Zener Impedance
- 300mW; Power Dissipation of 300mW
- High Stability and High Reliability

Mechanical Data



- DWUJ Y: SOD-523 Small Outline Plastic Package
- Polarity: Color band denotes cathode end
- Mounting Position: Any

Maximum Ratings & Thermal Characteristics (Ratings at 25°C ambient temperature unless otherwise specified.)

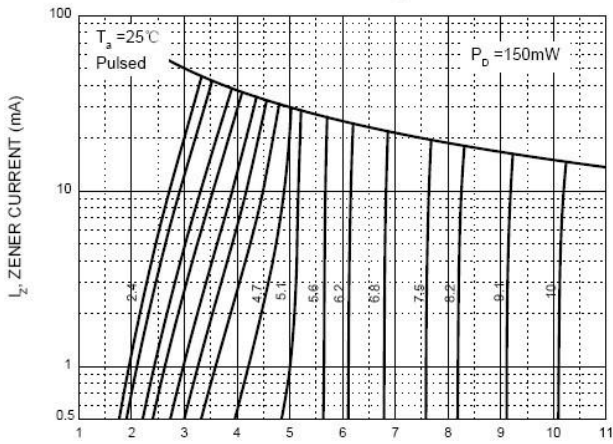
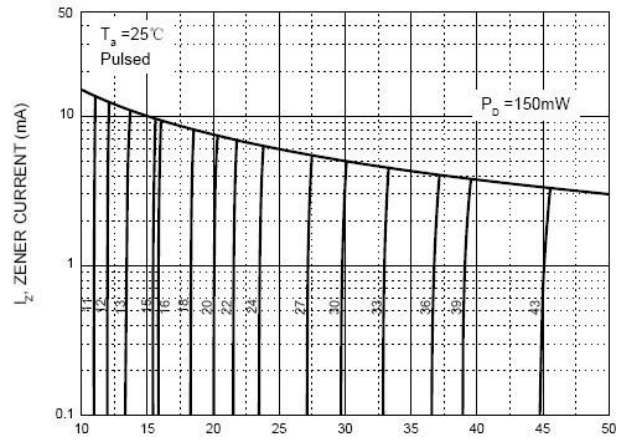
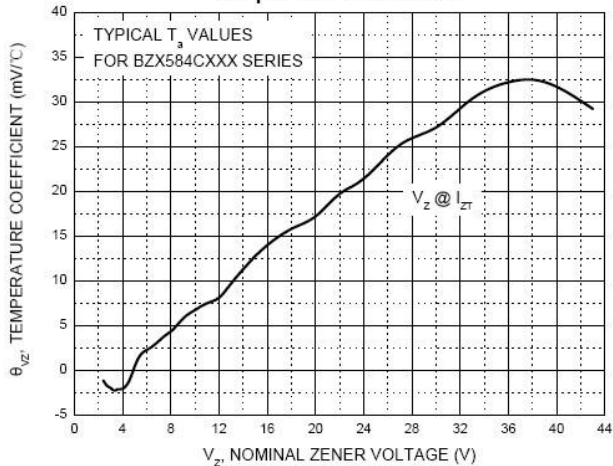
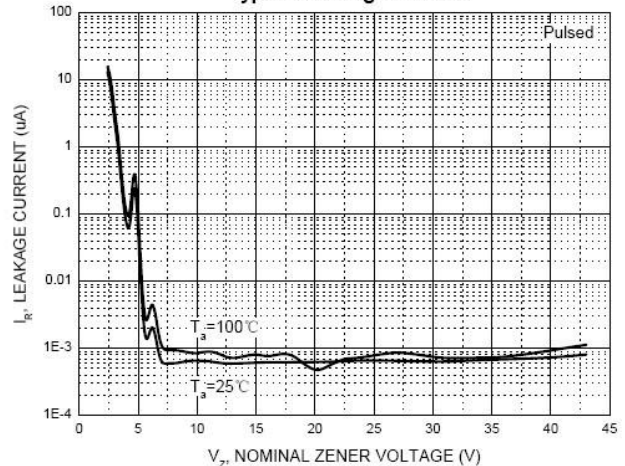
Parameters	Symbol	Value	Unit
Power Dissipation	Pd	300 ¹⁾	mW
Forward Voltage @IF=10mA	Vf	0.9 ²⁾	V
Storage temperature range	Ts	-55-+150	°C
Thermal Resistance, Junction to Ambient	RθJA	390	°C/W

- 1) Device mounted on ceramic PCB: 7.6mm x 9.4mm x 0.87mm with pad areas 25mm²
- 2) Short duration test pulse used to minimize self-heating effect
- 3) f=1KHz

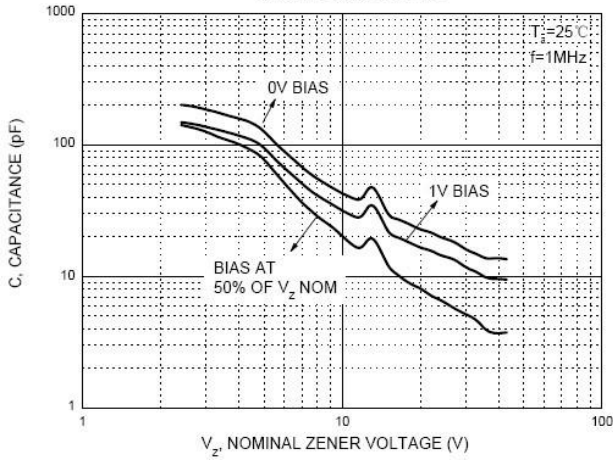
Electrical Characteristics (Ratings at 25°C ambient temperature unless otherwise specified.)

Device	Marking	Zener Voltage Range				Maximum Zener Impedance ³⁾			Maximum Reverse Current		Typical Temperature coefficient @ IZTC=mV/°C		Test Current IZTC
		Vz@Izt			Izt	Zzt @Izt	Zzk @Izk	Izk	IR	VR	Min	Max	
		Nom(V)	Min(V)	Max(V)	mA	Ω	mA	uA	V				
MM5Z 2V4	00	2.4	2.2	2.6	5	100	600	1.0	50	1.0	-3.5	0	5
MM5Z 2V7	01	2.7	2.5	2.9	5	100	600	1.0	20	1.0	-3.5	0	5
MM5Z 3V0	02	3.0	2.8	3.2	5	95	600	1.0	10	1.0	-3.5	0	5
MM5Z 3V3	05	3.3	3.1	3.5	5	95	600	1.0	5	1.0	-3.5	0	5
MM5Z 3V6	06	3.6	3.4	3.8	5	90	600	1.0	5	1.0	-3.5	0	5
MM5Z 3V9	07	3.9	3.7	4.1	5	90	600	1.0	3	1.0	-3.5	0	5
MM5Z 4V3	08	4.3	4.0	4.6	5	90	600	1.0	3	1.0	-3.5	0	5
MM5Z 4V7	09	4.7	4.4	5.0	5	80	500	1.0	3	2.0	-3.5	0.2	5
MM5Z 5V1	0A	5.1	4.8	5.4	5	60	480	1.0	2	2.0	-2.7	1.2	5
MM5Z 5V6	0C	5.6	5.2	6.0	5	40	400	1.0	1	2.0	-2.0	2.5	5
MM5Z 6V2	0E	6.2	5.8	6.6	5	10	150	1.0	3	4.0	0.4	3.7	5
MM5Z 6V8	0F	6.8	6.4	7.2	5	15	80	1.0	2	4.0	1.2	4.5	5
MM5Z 7V5	0G	7.5	7.0	7.9	5	15	80	1.0	1	5.0	2.5	5.3	5
MM5Z 8V2	0H	8.2	7.7	8.7	5	15	80	1.0	0.7	5.0	3.2	6.2	5
MM5Z 9V1	0K	9.1	8.5	9.6	5	15	100	1.0	0.5	6.0	3.8	7.0	5
MM5Z 10	0L	10	9.4	10.6	5	20	150	1.0	0.2	7.0	4.5	8.0	5
MM5Z 11	0M	11	10.4	11.6	5	20	150	1.0	0.1	8.0	5.4	9.0	5
MM5Z 12	0N	12	11.4	12.7	5	25	150	1.0	0.1	8.0	6.0	10.0	5
MM5Z 13	0P	13	12.4	14.1	5	30	170	1.0	0.1	8.0	7.0	11.0	5

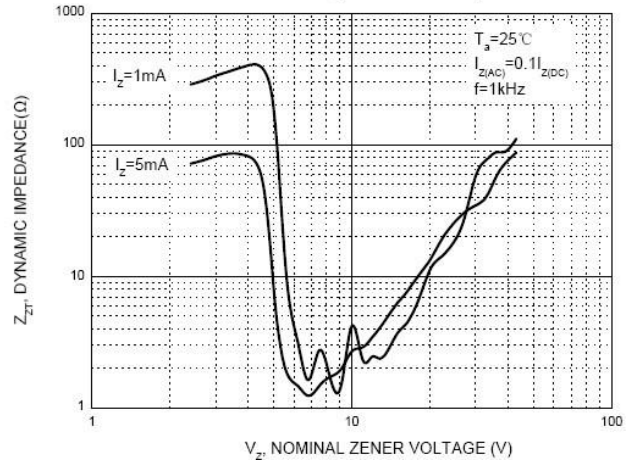
Device	Marking	Zener Voltage Range				Maximum Zener Impedance			Maximum Reverse Current		Typical Temperature coefficient @ IZTC=mV/°C		Test Current IZTC
		Vz@Izt			Izt	Zzt @Izt	Zzk @Izk	Izk	IR	VR	Min	Max	
		Nom(V)	Min(V)	Max(V)	mA	Ω	Ω	mA	uA	V			
MM5Z 15	0T	15	13.8	15.6	5	30	200	1.0	0.1	10.5	9.2	13.0	5
MM5Z 16	0U	16	15.3	17.1	5	40	200	1.0	0.1	11.2	10.4	14.0	5
MM5Z 18	0W	18	16.8	19.1	5	45	225	1.0	0.1	12.6	12.4	16.0	5
MM5Z 20	0Z	20	18.8	21.2	5	55	225	1.0	0.1	14.0	14.4	18.0	5
MM5Z 22	10	22	20.8	23.3	5	55	250	1.0	0.1	15.4	16.4	20.0	5
MM5Z 24	11	24	22.8	25.6	5	70	250	1.0	0.1	16.8	18.4	22.0	5
MM5Z 27	12	27	25.1	28.9	2	80	300	0.5	0.1	18.9	21.4	25.3	2
MM5Z 30	14	30	28.0	32.0	2	80	300	0.5	0.1	21.0	24.4	29.4	2
MM5Z 33	18	33	31.0	35.0	2	80	325	0.5	0.1	23.1	27.4	33.4	2
MM5Z 36	19	36	34.0	38.0	2	90	350	0.5	0.1	25.2	30.4	37.4	2
MM5Z 39	20	39	37.0	41.0	2	130	350	0.5	0.1	27.3	33.4	41.2	2
MM5Z 43	21	43	40.0	46.0	2	100	700	1.0	0.1	32.0	10.0	12.0	5

Typical characteristics
Zener Characteristics (Vz Up to 10 V)

Zener Characteristics (11 V to 43 V)

Temperature Coefficients

Typical Leakage Current


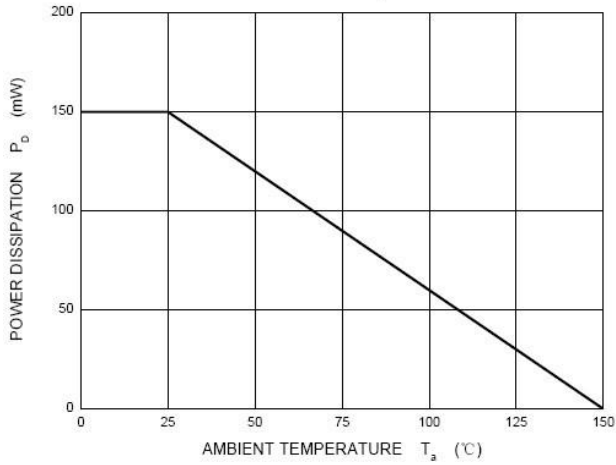
Typical Capacitance



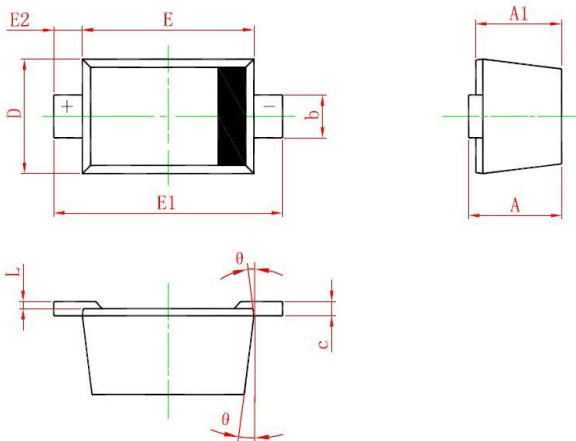
Effect of Zener Voltage on Zener Impedance



Power Derating Curve

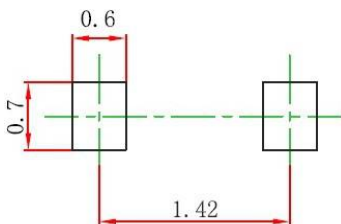


SOD-523 PACKAGE OUTLINE



Symbol	Dimensions In Millimeters		Dimensions In Inches	
	Min	Max	Min	Max
A	0.510	0.770	0.020	0.031
A1	0.500	0.700	0.020	0.028
b	0.250	0.350	0.010	0.014
c	0.080	0.150	0.003	0.006
D	0.750	0.850	0.030	0.033
E	1.100	1.300	0.043	0.051
E1	1.500	1.700	0.059	0.067
E2	0.200 REF		0.008 REF	
L	0.010	0.070	0.001	0.003
θ	7° REF		7° REF	

SOD-523 Suggested Pad Layout



- Note:
1. Controlling dimension: in millimeters.
 2. General tolerance: $\pm 0.05\text{mm}$.
 3. The pad layout is for reference purposes only.

X-ON Electronics

Largest Supplier of Electrical and Electronic Components

Click to view similar products for [Zener Diodes](#) category:

Click to view products by [LGE](#) manufacturer:

Other Similar products are found below :

[RKZ13B2KG#P1](#) [DL5234B](#) [EDZTE6113B](#) [1N4682](#) [1N4691](#) [1N4693](#) [1N4732A](#) [1N4736A](#) [1N4750A](#) [1N4759ARL](#) [1N5241B](#) [1N5365B](#)
[1N5369B](#) [1N747A](#) [1N959B](#) [1N964B](#) [1N966B](#) [1N968B](#) [1N972B](#) [NTE5121A](#) [NTE5147A](#) [NTE5152A](#) [NTE5155A](#) [NTE5164A](#)
[JANS1N4974US](#) [JANTX1N5907](#) [1N4692](#) [1N4700](#) [1N4702](#) [1N4704](#) [1N4711](#) [1N4714](#) [1N4737A](#) [1N4745ARL](#) [1N4752A](#) [1N4752ARL](#)
[1N4760ARL](#) [1N5221B](#) [1N5231B-TR](#) [1N5236B](#) [1N5241BTR](#) [1N5242BTR](#) [1N5350B](#) [1N5352B](#) [1N961BRR1](#) [1N964BRL](#) [RKZ5.1BKU#P6](#)
[3SMAJ5946B-TP](#) [3SMAJ5950B-TP](#) [3SMBJ5925B-TP](#)